



2013

PRODUCT CATALOGUE

FUJITSU GENERAL LIMITED
 1116, Suenaga, Takatsu-ku, Kawasaki 213-8502, Japan
<http://www.fujitsu-general.com/>

The Intelligent Choice in Comfort



ISO 9001
 Certified number: 01 100 89394
 Fujitsu General (Thailand) Co., Ltd.



ISO 9001
 Certified number: 01 100 79269
 Fujitsu General (Shanghai) Co., Ltd.



ISO 14001
 Certified number: 310102-UK
 Fujitsu General (Shanghai) Co., Ltd.



ISO 9001
 Certified number: 05050201061R2M
 Fujitsu General Central Air-conditioner (Wuxi) Co., Ltd.

Notice for specifications

- I.U.=Indoor Unit O.U.=Outdoor Unit Qu=Quiet * =Not decided yet
- Specifications and design are subject to change without notice for future improvement.
 - For further details, please check with our authorised dealer.
 - Cooling/Heating capacities are based on the following conditions.

Cooling	Indoor temp. : 27°C DB/19°C WB	Heating	Indoor temp. : 20°C DB/15°C WB
	Outdoor temp. : 35°C DB/24°C WB		Outdoor temp. : 7°C DB/6°C WB

- Performance test is in accordance with EN14511
- Seasonal efficiency test is on accordance with EN14825
- Sound power test is in accordance with ENV12102

• **AIRSTAGE™** and **WATERSTAGE™** are worldwide trademarks of FUJITSU GENERAL LIMITED and are registered trademarks in Japan and other countries or areas.
 • **nocria™** is a worldwide trademark of FUJITSU GENERAL LIMITED
 • Other company and product names mentioned herein may be registered trademarks, trademarks or trade names of their respective owners.

• Actual products' colors may be different from the colors shown in this printed material.

Distributed by :

Air Conditioners Lineup

- SPLIT
- MULTI SPLIT
- V R F
- ENERGY RECOVERY VENTILATOR
- AIR TO WATER





- FUJITSU GENERAL (U.K.) CO., LIMITED
- FG EUROFRED LIMITED
- WAVE AIR CONDITIONING LIMITED

• FUJITSU GENERAL AMERICA, INC.

• FUJITSU GENERAL DO BRASIL LTDA.

Creation of Comfort

12 Overseas Sales Companies and 7 Overseas Manufacturing Companies

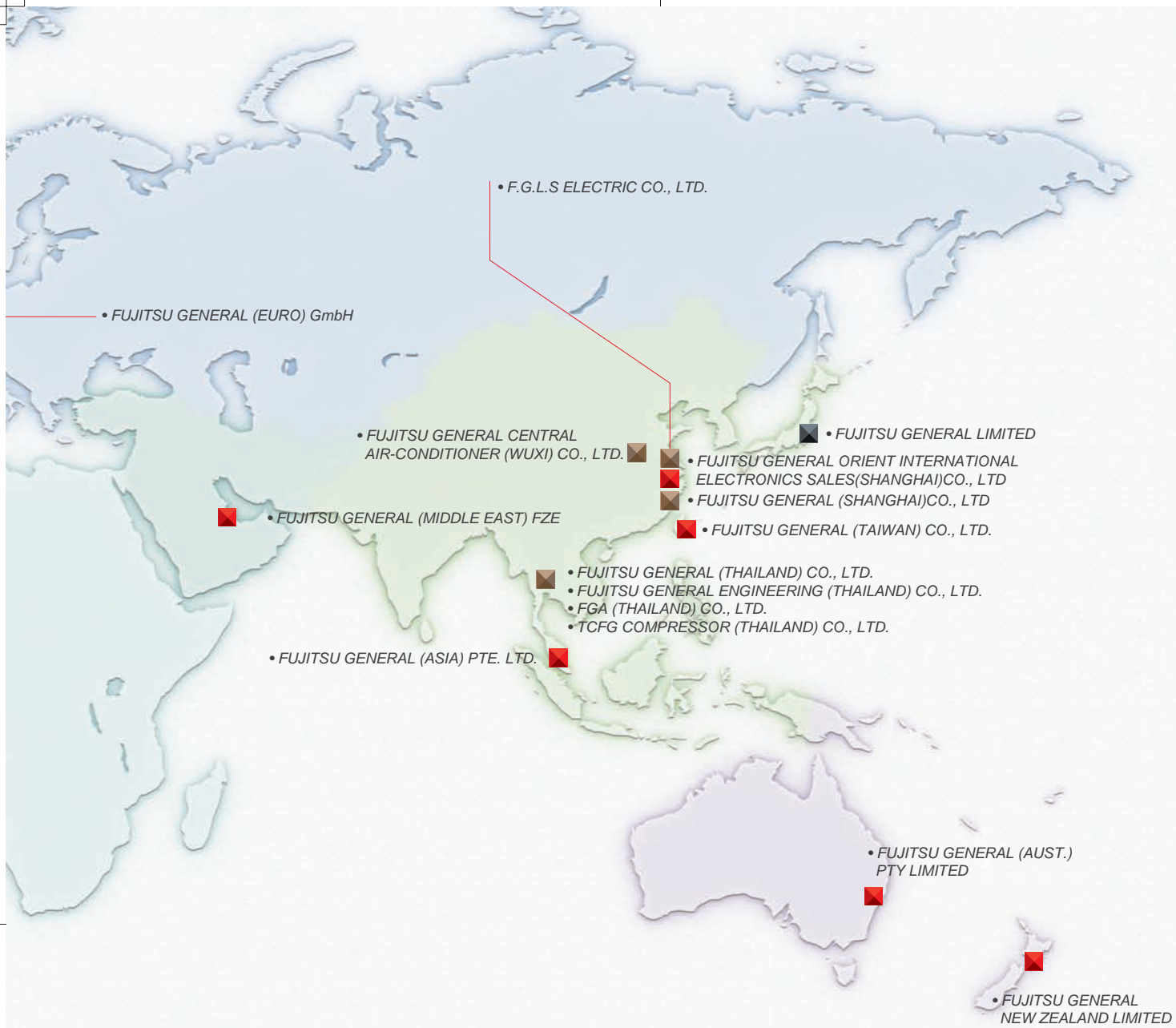
■ • Head Office ■ • Sales Companies ■ • Manufacturing Companies

Fujitsu General creates high-quality and environmentally-friendly products that provide good comfort in accordance with our basic policy to a “create comfortable environment” by utilizing the air conditioning technology and creativity we have fostered over many years.

JAPAN Head Office



R&D Center
And 60m Height Difference Testing Tower



High Quality Development & Production Environment



Fujitsu General (Shanghai) Co., Ltd.



F.G.L.S. Electric Co., Ltd.



Fujitsu General Central Air-conditioner (Wuxi) Co., Ltd.



FGA (Thailand) Co., Ltd.



Fujitsu General (Thailand) Co., Ltd.
 Fujitsu General Engineering (Thailand) Co., Ltd.
 TCFG Compressor (Thailand) Co.,Ltd.

CORPORATE HISTORY

1936:

Established as Yaou Shouten Ltd.

1960:

Air conditioning business start. Japan-domestic business start.

1971:

Air conditioner exports to Middle East.

1977:

"Super Power, Super Quiet" series

1982:

Window type 3 Super series **AL/AX series**

1985:

Large wall mounted and multi air conditioner introduced.

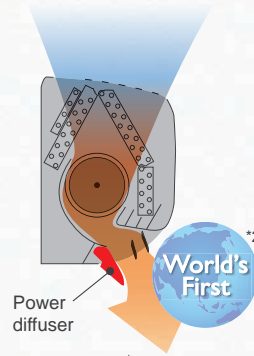
1991:

Air conditioner with the world's first lambda heat exchanger



1995:

Air conditioner with the world's first power diffuser




2001:

VRF air conditioners



2003:

Air conditioner with the world's first automatic self-cleaning filter system



nocria™

*1. Announced 1991. In room air conditioner for the home (our company's investigation)
 *2. Announced 1994. In room air conditioner for the home (our company's investigation)
 *3. Announced 2002. In room air conditioner for the home (our company's investigation)

Overseas Air Conditioning Business since 1971

1936

1980

1990

2000

Company Establishment

Sales Company Establishment

1976:

North America sales company.

1977:

Europe sales company (UK).

1978:

Australia sales company
Europe sales company (Germany).

1980:

Brazil sales company

1997:

Asia sales company (Singapore).

1998:

Middle East sales company (UAE)
New Zealand sales company

2002:

Taiwan sales company

2006:

China sales company

Manufacturing Company Establishment



1991:

Air conditioner manufacturing company in Thailand.



1994:

Air conditioner manufacturing company in Shanghai, China.

Our

2009:
VRF combination type



AIRSTAGE V-II

Air to Water system



WATERSTAGE™

2011:
Hi-spec Design model



LT LU
Series Series

Small VRF series



AIRSTAGE J-II

2012:
VRF Heat Recovery type



AIRSTAGE VR-II

2012



1998:
Air conditioner motor
manufacturing company
in Thailand.



2006:
VRF air conditioner
manufacturer, sale, and
service company in
China.



2007:
Air conditioner technology
building completed on
Main Office group.



2009:
Operation of
compressor factory
begins in Thailand.



2012:
Joint venture with Toshiba
Carrier Corporation.


History

Since 1936

HIGH QUALITY RESEARCH AND DEVELOPMENT ENVIRONMENT

Advanced Research Facility and Equipment

Performance Confirmation



Air flow testing

Sound testing

Calorimeter testing



Transportation & Handling



Vibration testing

Compressibility testing



Reliability Confirmation




Severe environmental testing

Water shower testing

Testing Laboratory

Fujitsu General EMC Laboratory Limited



International Test Site for EMC Regulation



60m High Difference Testing Tower



Objective is to Confirm Oil Circulation of Compressor for Reliability

R&D Center

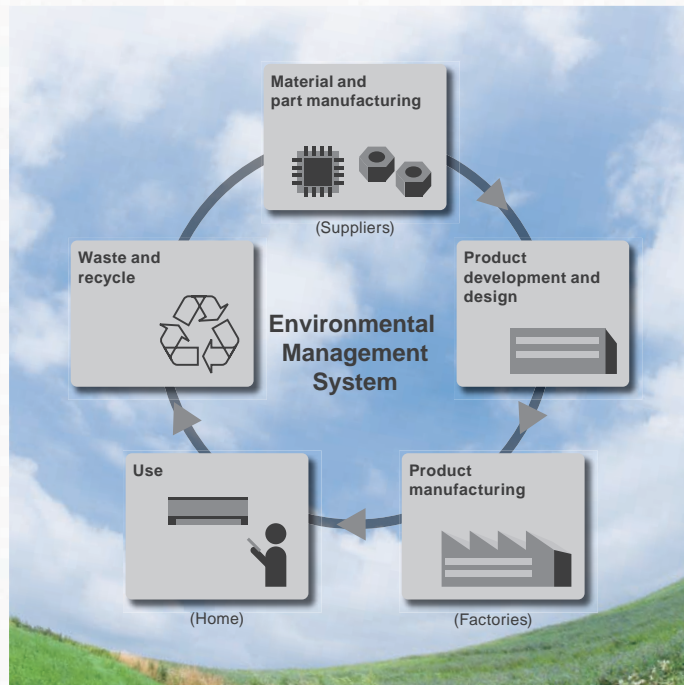
FUJITSU GENERAL

006

ENVIRONMENTAL IMPROVEMENT ACTIVITIES

Harmony between Global Environmental Protection and Company Activities

The Fujitsu General Group strives for business activities that achieve harmony between contributing to protecting the global environment and company activities while making environmental protection activities an important issue in company management. The Fujitsu General Group is working to improve its environmental friendliness by building an environmental management system (EMS); taking environmental protection measures throughout the product life cycle of materials procurement, product development and design, manufacturing, and recycling; and by taking the environment into consideration during business activities such as by saving energy and resources and reducing waste.



Certification Acquisition of ISO 9001 and ISO 14001



Fujitsu General (Shanghai) Co., Ltd.



Fujitsu General (Thailand) Co., Ltd.
Fujitsu General Engineering (Thailand) Co., Ltd.



FGA (Thailand) Co., Ltd.

ISO9001

ISO14001



Fujitsu General Central Air-conditioner (Wuxi) Co., Ltd.



F.G.L.S. Electric Co., Ltd.

GLOBAL BUSINESS ACTIVITIES



HVAC trade show in Europe countries



Presentation & training for dealers 1



Presentation & training for dealers 2

International authoritative design awards



The iF Design Award is given each year by the German international organization Industries Forum Design Hannover (iF) for industrial products from around the world.



reddot design award winner 2012

The product design competition has existed since 1955. Its award, the "red dot", is an internationally recognised quality seal.

Eur

We are engaging in advertising, human resource development, CS activities, and social contribution activities worldwide.

These activities have been recognized throughout different regions by the awards we have been honored with.



Billboard (Montreal)

America



HVAC trade show in Brasil (FEBRAVA)



Call center



Distributor meeting



Training (Brazil)




Training for dealers (Middle East)

Middle



"Dealer Design Awards" of "the NEWS"



Gold Award (Category: HVAC & PLUMBING) in "Reader's Choice Awards"



Billboard at airport

Asia



Presentation & training for dealers 3



Factory tour for primary school

ope




Billboard (Tianjin)



Billboard (Hong Kong)



Distributor meeting



SE training



Presentation for sales companies (Myanmar)



China State Construction Engineering Luban Prize



GOOD DESIGN

The Good Design Award is sponsored by the Japan Institute of Design Promotion and is awarded once a year for an item of excellent design.

Oceania



Charity (Christchurch)

East



Distributor meeting (Dubai)



Training for installer



HVAC trade show in Australia



GfK retail No.1 products in 5 years



Coolworld Industry Awards "Most Efficient Air Conditioner"

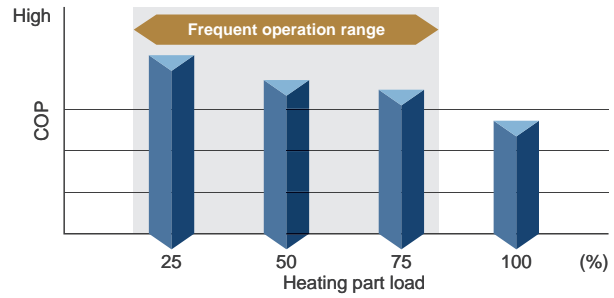


Canstar Blue Most Satisfied Customers Award



Pursuit of Seasonal Efficiency

Over 90% of actual operation time, air conditioners are operated at partial capacity instead of rated capacity. We focused on high seasonal efficiency by all DC inverter control and high efficiency technology.



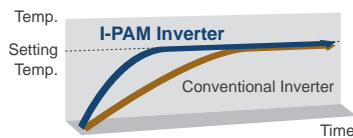
Optimized Inverter Control

I-PAM (IPM*+PAM) Inverter control

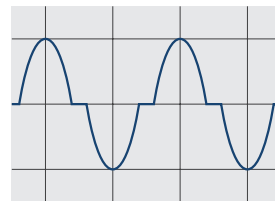
I-PAM inverter control is a technology which reduces loss by adjusting the current waveform to a better sine waveform. This promotes the effective use of the input power supply to attain high performance.

In addition, the voltage is raised at the start of operation and fast comfort is attainable by more powerful operation.

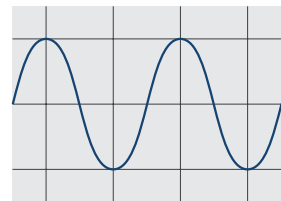
IPM*: Intelligent Power Module



Conventional inverter control



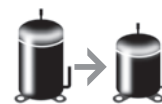
I-PAM inverter control



V-PAM (Vector+I-PAM) Inverter control

V-PAM inverter control reduces the effects of magnetic flux and increases the maximum speed and efficiency of the compressor by vector control technology. With this technology, further miniaturization, higher efficiency, and better performance are attained.

More compact than conventional models



Vector I-PAM

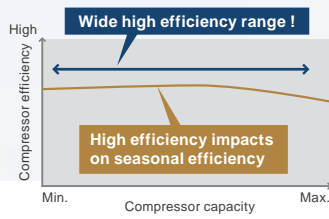


It becomes more powerful with the newly developed high efficient compressor motor control.

All DC Inverter Technology

DC Twin Rotary Compressor

The high efficiency DC inverter type "2-cylinder rotary compressor" is used for our product ranges. It has achieved higher energy efficiency compared with similar compressors by optimizing the structure inside the compressor.



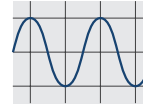
DC Fan Motor

DC fan motor produces high power, wide operation range, and high efficiency.



Sine-Wave DC inverter control

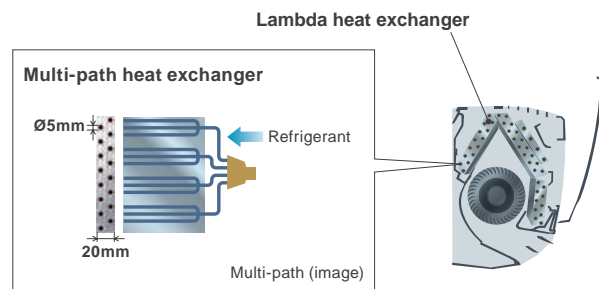
High efficiency operation is realized by using a sine wave DC inverter control.



High Efficiency Heat Exchanger

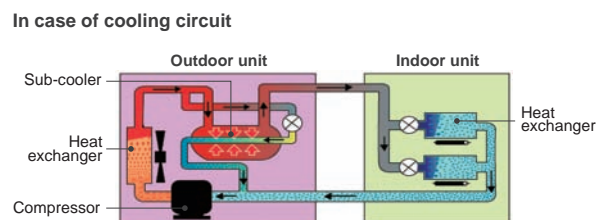
High density multi-path heat exchanger

Heat exchange performance is substantially improved by thin and high-density heat exchanger and multi-path efficiency technology.



High performance sub-cool heat exchanger

Higher performance achieved by mounting of counter type bypass circuit. (Large multi type, VRF)

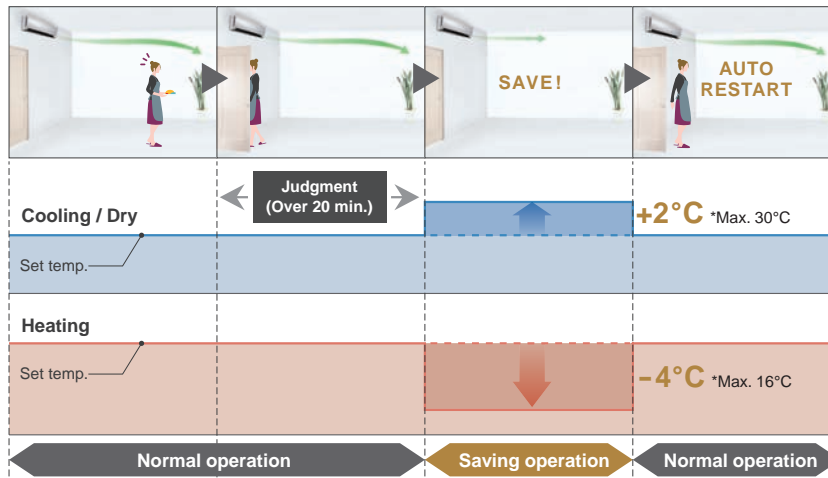


Energy Saving Control


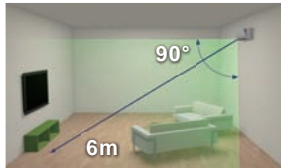
Smart Operation

Human sensor control

Human sensor catches movements of people in a room, and operates with lower capacity when people leave the room. When people come back to the room, it automatically returns to the previous operating mode.

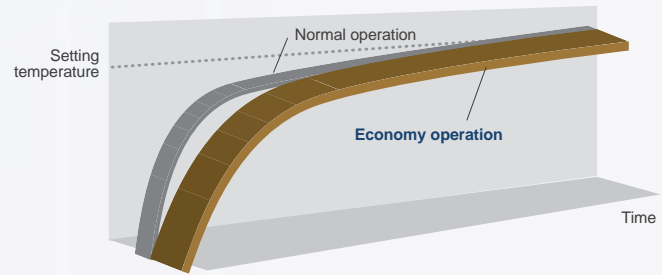


Human sensor coverage



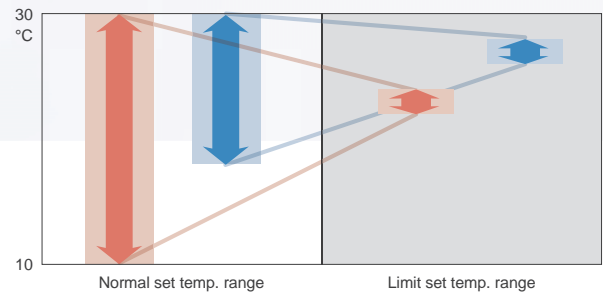
Economy operation

Limits the maximum operation current, and the power consumption is cut down and the maximum load is suppressed.



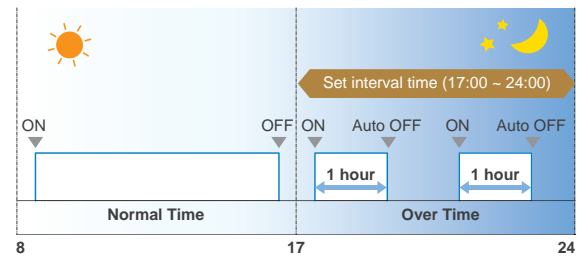
Room temperature set point limitation

The minimum and maximum temperature range can be set giving further energy saving while considering the comfort of the occupants.



Auto OFF timer

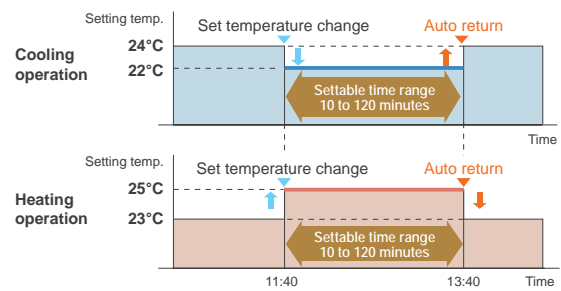
- The indoor unit automatically is turned off when it reaches to the preset operating time frame.
- The time frame of the "Auto off timer" can be flexibly scheduled.
- Off time can be set from 30 to 240 minutes.



Ex.) At interval time hour (17:00 to 24:00) to prevent forgetting to turn off
Set off time : 1 hour

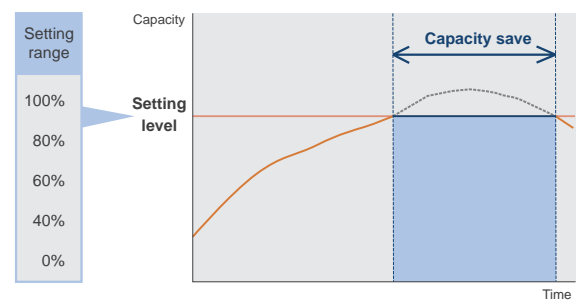
Set Temperature Auto Return

- The setting temperature automatically returns to the previous setting temperature.
- The time range in which the set temperature can be changed is 10 to 120 minutes.



Capacity save operation


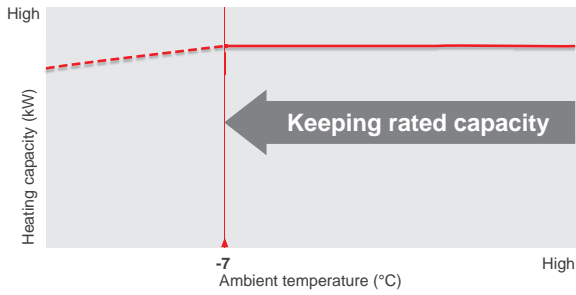
Operation capacity can be set in 5 steps for rated capability. The power consumption at peak is cut down and the maximum load is suppressed.



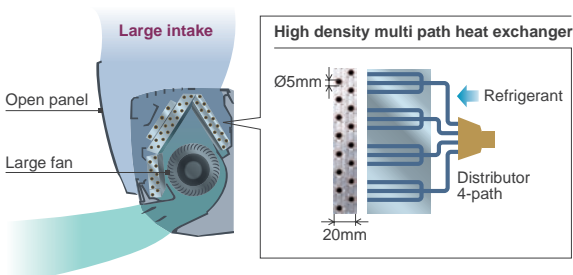
Comfort Performance

Powerful Heating

High heating capacity is realized even at low outdoor temperature by mounting a large heat exchanger or large DC rotary compressor and developing high performance inverter PCB



Indoor unit : Equipped with high density multi-path heat exchanger to increase the cooling and heating efficiency. The comfort is improved by adopting an open panel and large diameter long fan to take in large airflow volume and blow out a powerful airflow.



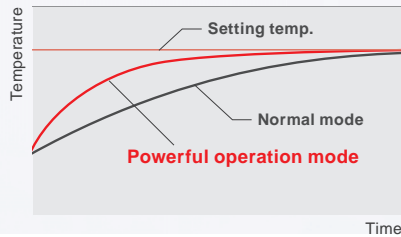
Outdoor unit : Adopts a large heat exchanger and DC twin rotary compressor* to utilize the high capacity more effectively. The operating noise is also reduced using an efficient airflow structure design.



Quick Comfort

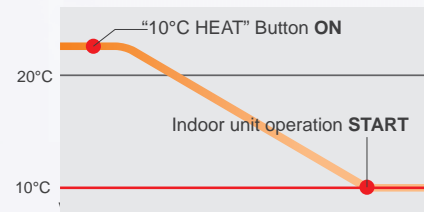
Powerful operation

Continuous operation by maximum air flow and maximum compressor speed after a certain period of time allows the temperature to reach the setting temp. quickly.



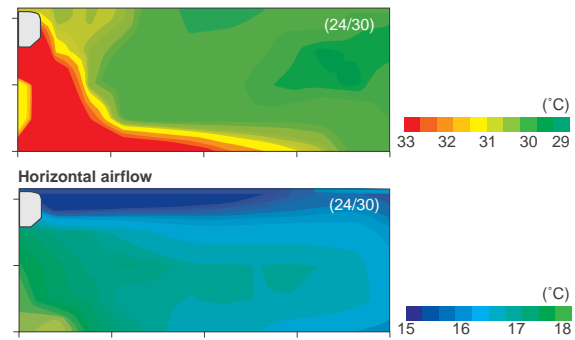
10°C Heat operation

When you leave, minimum heating operation is performed to maintain the room temperature. (Maintain at 10°C)



Comfort Airflow

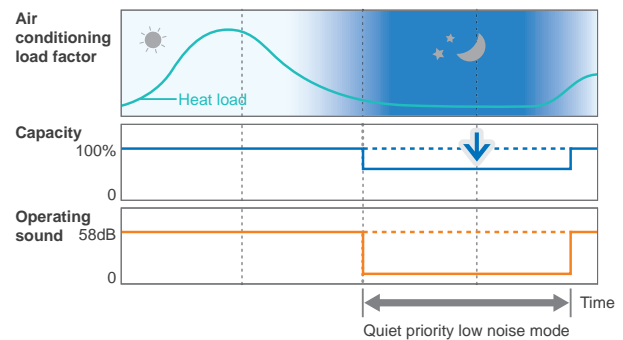
Precision wind direction control is realized and ventilation efficiency is also improved by 3 technologies. Our airflow control makes your environment more comfortable.



Quiet and Comfort Control

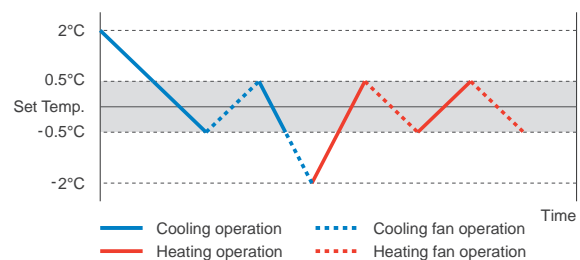
Outdoor unit low noise operation

Users can choose low noise levels, depending on the installation environment. The operation time can be set using the timer.



Auto changeover function

At Auto setting, the cooling/heating mode is automatically switched according to the set temperature and room temperature.



CORE TECHNOLOGY

LT
Series
LU
Series



Pursuit of advanced design achieving both functionality and beauty.



red dot design award
winner 2012

LM
Series



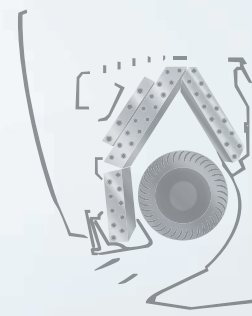
LL
Series



The stylish design of this simple flat panel looks thin and compact from all directions.

Creating Harmony and New Interior Design Space in a Variety of Installation Environments

Thinness and simplicity was thoroughly pursued in this design to fit the interior design. The lambda shaped high-density multi-path heat exchanger construction and full cover slide open panel provide both beauty and functionality. The remote controller has also been designed utilizing ergonomics for ease of use while also pursuing beauty even in the details. Fujitsu General provides its customers with highly functional air conditioners designed with high artistic sensitivity



Wall Mounted

High Spec. & Design : ASYG09LTCA / ASYG12LTCA

High COP : ASYG07LUCA / ASYG09LUCA / ASYG12LUCA / ASYG14LUCA

Standard : ASYG07LMCA / ASYG09LMCA / ASYG12LMCA / ASYG14LMCA

Basic : ASYG09LLCA / ASYG12LLCA

Smart Design

User Friendly Control

Residential use

Home central control



Central Remote Controller

The individual controllers match the user operational environments and the home controller makes batch energy saving management easy. Ease of use was pursued using simple operation buttons, a large LCD screen, and other features.



Slim Wireless Remote Controller

Simple individual control



NEW

Wired Remote Controller



Simple Remote Controller

Fujitsu General provides an interface that supports central management systems like KNX, Modbus, BACnet, and LONWORKS. This allows customers to easily perform central control and monitoring of air conditioning equipment.

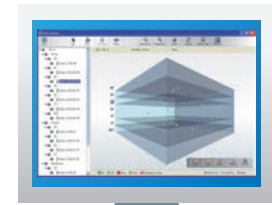
Fujitsu General is using ergonomics to expand the use of user friendly designs such as easy-to-read large LCD displays, easy-to-operate buttons, and displays with easily recognizable colors and icons.

Commercial use

We offer a wide range of central control equipment to meet the building air conditioning scope and application. Great care was taken to achieve a visually intuitive design and one-touch operation.



Large building management control



System Controller


Software

Each floor or Small building management control



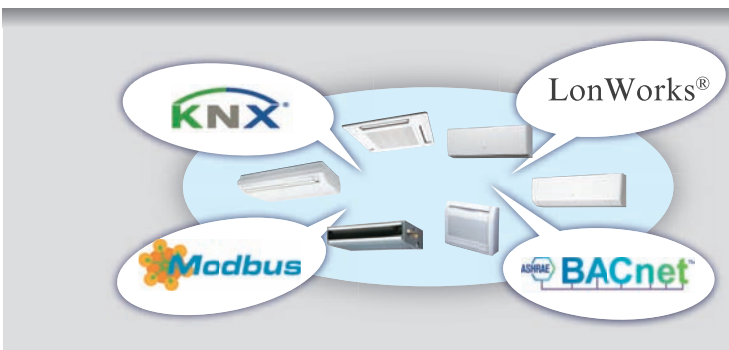
Touch Panel Controller

Individual & Simple central control



NEW

Wired Remote Controller (Touch Panel)

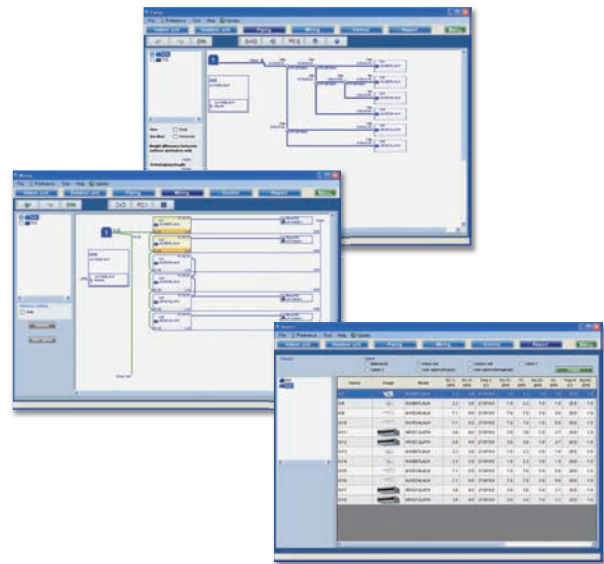


Design Simulator

Put the charts and pens away and design your projects on your computer with ease using the Design Simulator. Everything from selecting indoor and outdoor units, allocating controls and optional parts to designing the piping and wiring systems is made easier using the program's built-in features. Once your project is designed take advantage of the Export functions to easily get materials lists, product specifications, refrigerant calculations and more - it'll even export to Word or Excel formats, and group the relevant CAD data for your project.

Automatically create model selection information

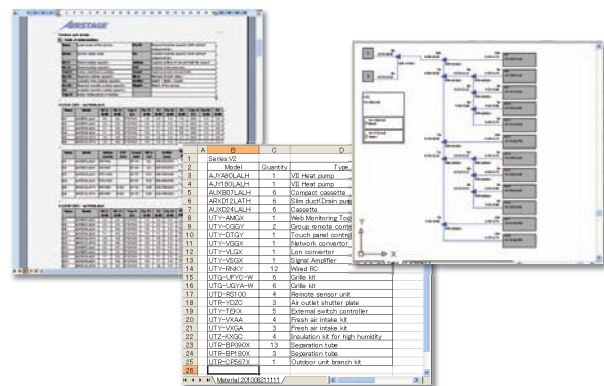
- Each unit can be automatically set by entering the required performance, type, and temperature conditions for each indoor unit and then dragging and dropping into the outdoor unit.
- Piping and wiring diagrams can be created automatically and it is easy to set branches, grouping, and options.
- The additional refrigerant charging amount is automatically calculated when the pipe length is entered.
- It is also easy to set the remote controller groups, central controller and converters.
- The equipment list including the equipment information is created automatically.



Output the format that matches the application

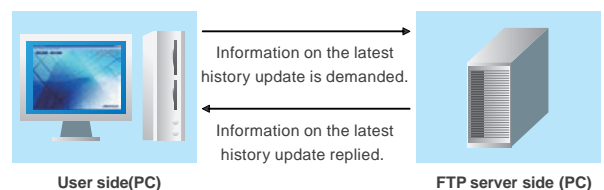
The information specific to your project can be exported in a number of industry standard file formats.

- Word format (rtf)
- Excel format (csv)
- Auto CAD format (DXF)
- 2D Data (DXF)
- 3D Data (RFA)



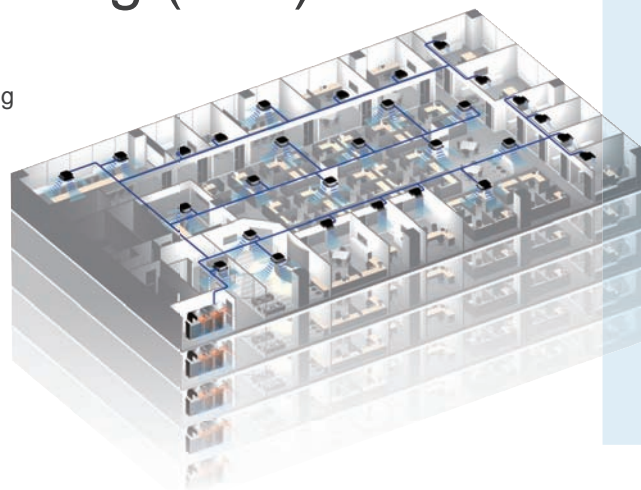
Update your Design Simulator

Database can be easily updated online using AutoUpdate function through FTP.



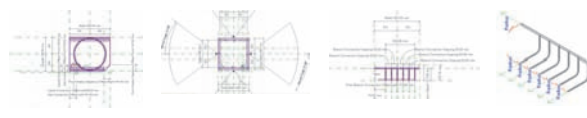
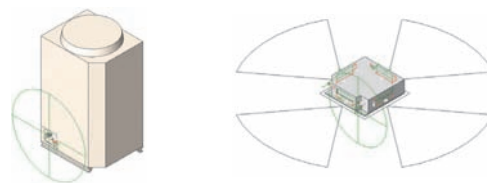
Building Information Modeling (BIM)

FUJITSU GENERAL provides the Building Information Modeling (BIM) object models and contents for our VRF system and some products to the architect, designer and contractor using Autodesk® Revit® technology from our Website and Autodesk® Seek Website, etc.



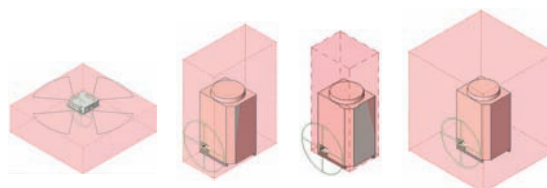
3D and 2D product data

We provide 3D data that is closer to the product appearance. 2D CAD design operations are supported and 2D display is also provided. The data can also be output in other formats, such as DXF and DWG, which are used by other design CAD.



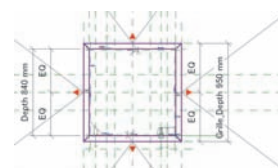
Installation limitation

The equipment installation limitation range is shown. The distance range from the wall, etc., is automatically displayed to make it easy to provide highly reliable layout designs.



Installation information

Other information, such as symbols showing the airflow direction that are required for installation drawings, is built in and can be automatically reflected in 2D drawings. Installation drawings can be created easily.



Product specifications & Link information

Contains the basic information required for air conditioner design, including unit size, capacity, input power, noise, and airflow rate.

These data can be procured from the Fujitsu General Website, Design Simulator, and Autodesk® Seek Website.

APPROACH TO NEW ENERGY EFFICIENCY STANDARD

Fujitsu General following the EU climate action plan 20/20/20 by 2020



20% less Primary Energy Use

Fujitsu General products with high efficiency and therefore low electricity input and low primary energy usage

20% less CO₂ Emissions

Fujitsu General products sharply following the F-Gas regulation 842 / 2006 / EC

20% share of Renewable Energy

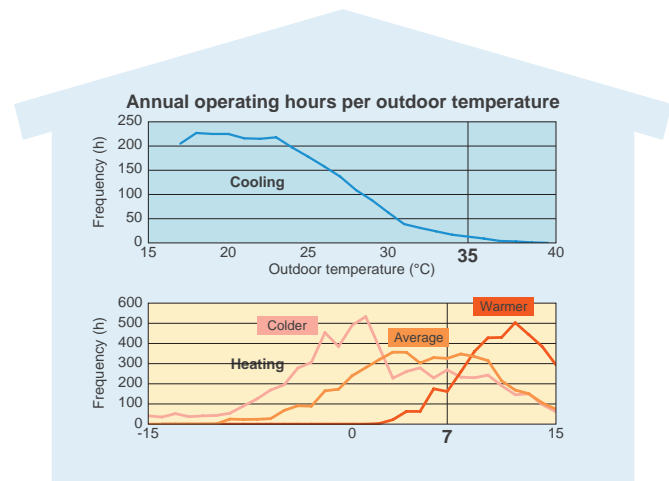
Fujitsu General promoting air sourced heat pumps as renewable energy source heating systems

Pursuit of Energy Saving Taking Actual Operation into Consideration

The heat load varies greatly depending on the time and season. However, the operation ratio EER or COP up to now has been calculated based on the rated value and the annual operating hours per outdoor temperatures was not taken into consideration.

For this reason, SEER and SCOP* have been made the standard in terms of actual operating hours throughout the year.

*: SEER = Seasonal Energy Efficiency Ratio
SCOP = Seasonal Coefficient Of Performance



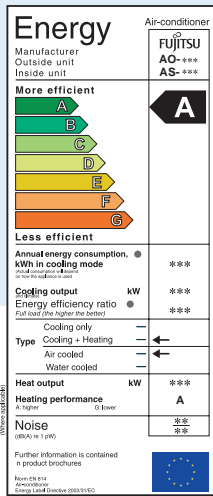
Fujitsu General provides air conditioners with higher SEER and SCOP.

*SEER and SCOP are indexes that express the annual energy efficiency calculated based on the regulations of (EU) 626/2011.

Energy Efficiency Classifications

New Energy Labelling Requirement 626 / 2011 / EU : Our models have reached the "Class A" ranking, the highest energy efficiency level that is now shown on energy labels in Europe.

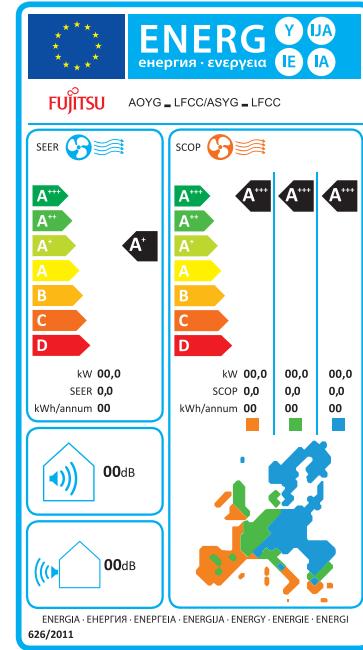
Current Energy Label



- Performance notation based on multiple points calculations that better matches the actual operation
- Energy labelling revision
- Raising of the CLASS A level

- Three climate zone for heating (Average zone : mandatory) (Warmer and colder zone are optional)
- Seasonal efficiency
- Sound power level

New Energy Label*



EER (Cooling mode)	COP (Heating mode)
A 3.20 < EER	3.60 < COP
B 3.20 ≥ EER > 3.00	3.60 ≥ COP > 3.40
C 3.00 ≥ EER > 2.80	3.40 ≥ COP > 3.20
D 2.80 ≥ EER > 2.60	3.20 ≥ COP > 2.80
E 2.60 ≥ EER > 2.40	2.80 ≥ COP > 2.60
F 2.40 ≥ EER > 2.20	2.60 ≥ COP > 2.40
G 2.20 ≥ EER	2.40 ≥ COP

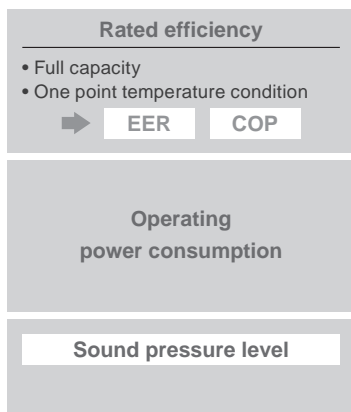
Gradual ranking regulation up to A+++ (2013 ~ 2019)

- 2013~ : A, B, C, D, E, F, G
- 2015~ : A+, A, B, C, D, E, F
- 2017~ : A++, A+, A, B, C, D, E
- 2019~ : A+++, A++, A+, A, B, C, D

* Enforcement on January 1, 2013 Air conditioners below 12 kW

SEER (Cooling mode)	SCOP (Heating mode)
A+++ SEER ≥ 8.50	SCOP ≥ 5.10
A++ 6.10 ≤ SEER < 8.50	4.60 ≤ SCOP < 5.10
A+ 5.60 ≤ SEER < 6.10	4.00 ≤ SCOP < 4.60
A 5.10 ≤ SEER < 5.60	3.40 ≤ SCOP < 4.00
B 4.60 ≤ SEER < 5.10	3.10 ≤ SCOP < 3.40
C 4.10 ≤ SEER < 4.60	2.80 ≤ SCOP < 3.10
D 3.60 ≤ SEER < 4.10	2.50 ≤ SCOP < 2.80
E 3.10 ≤ SEER < 3.60	2.20 ≤ SCOP < 2.50
F 2.60 ≤ SEER < 3.10	1.90 ≤ SCOP < 2.20
G SEER < 2.60	SCOP < 1.90

Current Energy Labelling Points



Annual efficient operation



Reduce total power consumption



Low noise products



New Energy Labelling Points

Seasonal efficiency

- Integrates part load capacity
- Optimised for several rating temperatures

SEER SCOP

Total power consumption

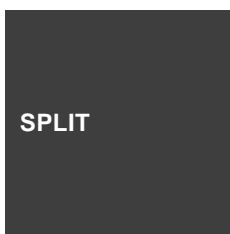
- Operating power consumption
- Standby power consumption
- Crank case heater
- Thermo off

Sound power level

New criteria

New products lineup for split type

Energy-saving model with a wide range of variations



Page 34~



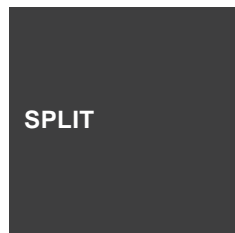
New products for new energy standard 2.0kW to 12.0kW capacity range (Lot 10)

NEW 8 Types 20 models

- Wall Mounted -Standard
- Floor
- Compact Cassette
- Cassette
- Floor/Ceiling
- Ceiling
- Slim Duct / Slim Concealed Floor
- Medium Static Pressure / Duct



The new products of selection

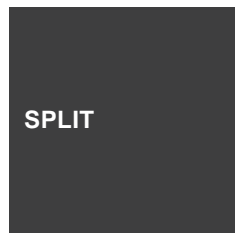


Page40~

NEW Compact wall mounted (Standard)

Features

- High efficient compact design
- Comfort airflow with power diffuser
- Indoor unit compatible to all multi system

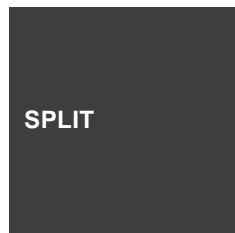


Page62~

NEW High Static Pressure Duct inverter

Features

- Design corresponding to high static pressure
- Wide static pressure range
- Easy installation




Page89~


NEW High grade Wired Remote Controller (option)

Features


- 3.7-inch LCD backlight screen.
- Supporting various Energy Saving functions with simple operation.
- Multiple Language Support.



New VRF systems



Page 116~



NEW VRF Heat Recovery type

Features

- Simultaneous Cooling & Heating operation system
- Broad lineup to a maximum of 48HP
- High energy efficiency operation using high efficiency compressor
- Easy design & installation due to the flexible piping and RB unit



AIRSTAGE VR-II
Variable Refrigerant Flow System

NEW Expansion of indoor unit

Features

- 12 types 55 models
- 1.1 kW small indoor unit was added
- Medium Static Pressure Duct was improved by adopting DC fan motor
- Indoor unit was made in common with AIRSTAGE™ J-II / V-II / VR-II



Small capacity indoor units



Improved indoor unit

NEW User-friendly Wired Remote Controller

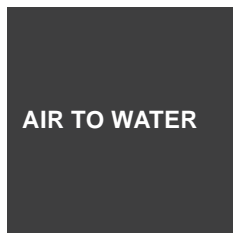
Features

- Easy finger touch operation with LCD panel
- Backlight enable easy operation in a darkened room
- Corresponds to 7 different languages




New Air to Water systems

Heat Pump Heating systems



Page 154~



Compact Hydraulic unit design with DHW Tank

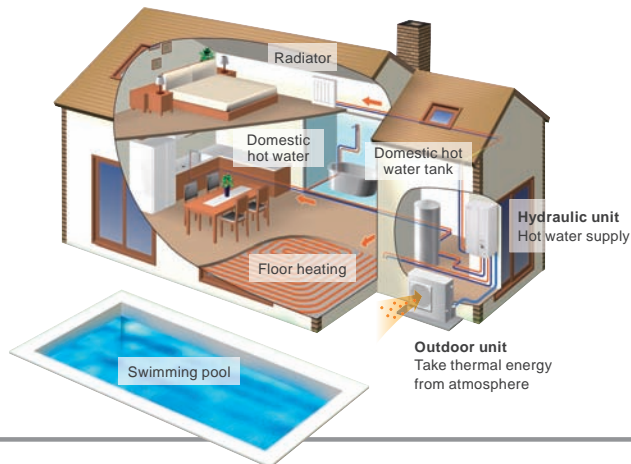


New Hydraulic units (Split & Split DHW Integrated type) & New Comfort series outdoor units

Features

- 55°C hot water supply even at -7°C outdoor temperature
- Floor heating and radiators can be used together.
- Heating and DHW in one system.*
- Additional electric heater for backup provided
- Up to two independent control circuits.*

*Optional parts are required.



WATERSTAGE™

CONTENTS



2013 PRODUCT CATALOGUE

Air Conditioners Lineup

002 Creation of Comfort

004 Corporate History

006 High Quality Research and Development Environment

007 Environmental Improvement Activities

008 Global Business Activities

010 Core Technology

020 Design Support Tool

022 Approach to New Energy Efficiency Standard

024 2013 Fujitsu General Solutions

030 All Products Lineup

166 Feature Explanation



034 SPLIT



064 MULTI SPLIT



088 OPTIONAL PARTS
for SPLIT & MULTI SPLIT



094 V R F



146 OPTIONAL PARTS
for VRF


















































150 ENERGY RECOVERY
VENTILATOR









154 AIR TO WATER























ALL TYPE LINEUP SPLIT & MULTI SPLIT






SPLIT			2.0	2.6	3.5	4.1	5.3
Capacity (kW)			2.0	2.6	3.5	4.1	5.3
Model Code			7	9	12	14	18
Wall Mounted Page 36 -	High Spec. & Design	INVERTER		 ASYG09LTCA	 ASYG12LTCA		
	High COP	INVERTER	NEW  ASYG07LUCA	NEW  ASYG09LUCA	 ASYG12LUCA	 ASYG14LUCA	
	Standard	INVERTER	NEW  ASYG07LMCA	NEW  ASYG09LMCA	NEW  ASYG12LMCA	NEW  ASYG14LMCA	 ASYG18LFCA
	Basic	INVERTER		NEW  ASYG09LLCA	NEW  ASYG12LLCA		
Floor Page 46	INVERTER		NEW  AGYG09LVCA	NEW  AGYG12LVCA	NEW  AGYG14LVCA		
Compact Cassette / Cassette Page 48 -	INVERTER			 AUYG12LVLB	 AUYG14LVLB	 AUYG18LVLB	
Floor/Ceiling Page 52	INVERTER					 ABYG18LVTB	
Ceiling Page 54	INVERTER						
Slim Duct Page 56	INVERTER			 ARYG12LLTB	 ARYG14LLTB	 ARYG18LLTB	
Medium Static Pressure Duct Page 58	INVERTER						
High Static Pressure Duct Page 60 -	INVERTER						
MULTI SPLIT							
Up to 2 Units Page 68	INVERTER				 AOYG 14LAC2	 AOYG 18LAC2	
Up to 3 Units Page 68	INVERTER					 AOYG 18LAT3	
Up to 4 Units Page 68	INVERTER						
Up to 8 Units Page 70	INVERTER						
Simultaneous Multi Twin / Triple Page 86	INVERTER						

	7.1	8.8	10.6	12.5	14.0	15.0	20.0	25.0
	24	30	36	45	54	60	72	90
	 ASYG24LFCC	 ASYG30LFCA						
	 AUYG24LVLA	 AUYG30LRLE	 AUYG36LRLE AUYG36LRLA [3phase]	 AUYG45LRLA [3phase]	 AUYG54LRLA [3phase]			
	 ABYG24LVTA							
		 ABYG30LRTE	 ABYG36LRTE ABYG36LRTA [3phase]	 ABYG45LRTA [3phase]	 ABYG54LRTA [3phase]			
	 ARYG24LMLA	 ARYG30LMLE	 ARYG36LMLE ARYG36LMLA [3phase]	 ARYG45LMLA [3phase]				
				 ARYG45LHTA [3phase]	 ARYG54LHTA [3phase]	 ARYG60LHTA [3phase]	 ARYG72LHTA [3phase]	 ARYG90LHTA [3phase]

	 AOYG 24LAT3							
		 AOYG 30LAT4						
				 NEW AOYG 45LBT8				
			 AOYG 36LATT [3phase]	 AOYG 45LATT [3phase]	 AOYG 54LATT [3phase]			

ALL TYPE LINEUP VRF & ENERGY RECOVERY VENTILATOR, AIR TO WATER

VRF		All INVERTER Models											
Capacity (kW)		12.1	14.0	15.5	22.4	28.0	33.5	40.0	45.0	50.4	55.9	61.5	
HP		4	5	6	8	10	12	14	16	18	20	22	
J-II series Heat Pump Page 104 ~		NEW 											
		AJYA40LATHAJYA45LALHAJYA54LALH											
V-II series Heat Pump	Space saving Page 108 ~												
	Set Model				AJYA72LALH	AJYA90LALH	AJY108LALH	AJY126LALH	AJY144LALH	AJY162LALH	AJY180LALH	AJY198LALH	
	Unit 1				AJYA72LALH	AJYA90LALH	AJY108LALH	AJY126LALH	AJY144LALH	AJYA90LALH	AJY108LALH	AJY108LALH	
	Unit 2									AJYA72LALH	AJYA72LALH	AJYA90LALH	
	Unit 3												
	Energy efficiency Page 108 ~												
Set Model								AJY144LALH			AJY198LALH		
Unit 1								AJYA72LALH			AJY126LALH		
Unit 2								AJYA72LALH			AJYA72LALH		
Unit 3													
VR-II series Heat Recovery	Space saving NEW Page 116 ~												
	Set Model				AJYA72GALH	AJYA90GALH	AJY108GALH	AJY126GALH	AJY144GALH	AJY162GALH	AJY180GALH	AJY198GALH	
	Unit 1				AJYA72GALH	AJYA90GALH	AJY108GALH	AJY126GALH	AJY144GALH	AJYA90GALH	AJYA90GALH	AJY108GALH	
	Unit 2									AJYA72GALH	AJYA90GALH	AJYA90GALH	
	Unit 3												
	Energy efficiency NEW Page 116 ~												
Set Model								AJY144GALH			AJY198GALH		
Unit 1								AJYA72GALH			AJY126GALH		
Unit 2								AJYA72GALH			AJYA72GALH		
Unit 3													

ENERGY RECOVERY VENTILATOR NEW					
Airflow rate(m³/h)	250	350	500	800	1000
Model Code	025	035	050	080	100
Page 150 ~					
	UTZ-BD025B	UTZ-BD035B	UTZ-BD050B	UTZ-BD080B	UTZ-BD100B

AIR TO WATER	
Capacity (kW)	
Split	High Power series Single phase Page 156 Hydraulic Unit / Outdoor Unit
	3 phase Page 156 Hydraulic Unit / Outdoor Unit
	Comfort series Page 156 Hydraulic Unit / Outdoor Unit
Split DHW integrated	High Power series Single phase Page 157 Hydraulic Unit / Outdoor Unit
	3 phase Page 157 Hydraulic Unit / Outdoor Unit
	Comfort series Page 157 Hydraulic Unit / Outdoor Unit
Monobloc	Compact model Page 158

67.0	73.5	78.5	85.0	90.0	95.0	100.5	107.0	112.0	118.5	123.5	130.0	135.0
24	26	28	30	32	34	36	38	40	42	44	46	48
AJY216LALH	AJY234LALH	AJY252LALH	AJY270LALH	AJY288LALH	AJY306LALH	AJY324LALH	AJY342LALH	AJY360LALH	AJY378LALH	AJY396LALH	AJY414LALH	AJY432LALH
AJY108LALH	AJY126LALH	AJY144LALH	AJY144LALH	AJY144LALH	AJY108LALH	AJY108LALH	AJY126LALH	AJY144LALH	AJY144LALH	AJY144LALH	AJY144LALH	AJY144LALH
AJY108LALH	AJY108LALH	AJY108LALH	AJY126LALH	AJY144LALH	AJY108LALH	AJY108LALH	AJY108LALH	AJY108LALH	AJY126LALH	AJY144LALH	AJY144LALH	AJY144LALH
					AJYA90LALH	AJY108LALH	AJY108LALH	AJY108LALH	AJY108LALH	AJY108LALH	AJY126LALH	AJY144LALH
AJY216LALHH	AJY234LALHH	AJY252LALHH	AJY270LALHH	AJY288LALHH	AJY306LALHH	AJY324LALHH		AJY360LALHH	AJY378LALHH	AJY396LALHH		
AJYA72LALH	AJYA90LALH	AJY108LALH	AJY126LALH	AJY108LALH	AJY126LALH	AJY126LALH		AJY126LALH	AJY126LALH	AJY144LALH		
AJYA72LALH	AJYA72LALH	AJYA72LALH	AJYA72LALH	AJY108LALH	AJY108LALH	AJY126LALH		AJY126LALH	AJY126LALH	AJY126LALH		
AJYA72LALH	AJYA72LALH	AJYA72LALH	AJYA72LALH	AJYA72LALH	AJYA72LALH	AJYA72LALH		AJY108LALH	AJY126LALH	AJY126LALH		
AJY216GALH	AJY234GALH	AJY252GALH	AJY270GALH	AJY288GALH	AJY306GALH	AJY324GALH	AJY342GALH	AJY360GALH	AJY378GALH	AJY396GALH	AJY414GALH	AJY432GALH
AJY108GALH	AJY144GALH	AJY144GALH	AJY144GALH	AJY144GALH	AJY108GALH	AJY108GALH	AJY144GALH	AJY144GALH	AJY144GALH	AJY144GALH	AJY144GALH	AJY144GALH
AJY108GALH	AJYA90GALH	AJY108GALH	AJY126GALH	AJY144GALH	AJY108GALH	AJY108GALH	AJY108GALH	AJY108GALH	AJY144GALH	AJY144GALH	AJY144GALH	AJY144GALH
					AJYA90GALH	AJY108GALH	AJYA90GALH	AJY108GALH	AJYA90GALH	AJY108GALH	AJY126GALH	AJY144GALH
AJY216GALHH	AJY234GALHH	AJY252GALHH	AJY270GALHH	AJY288GALHH	AJY306GALHH	AJY324GALHH	AJY342GALHH	AJY360GALHH	AJY378GALHH	AJY396GALHH		
AJYA72GALH	AJYA90GALH	AJYA90GALH	AJYA90GALH	AJY126GALH	AJY126GALH	AJY126GALH	AJY126GALH	AJY144GALH	AJY126GALH	AJY144GALH		
AJYA72GALH	AJYA72GALH	AJYA90GALH	AJYA90GALH	AJYA90GALH	AJYA90GALH	AJY126GALH	AJY126GALH	AJY126GALH	AJY126GALH	AJY126GALH		
AJYA72GALH	AJYA72GALH	AJYA72GALH	AJYA90GALH	AJYA72GALH	AJYA90GALH	AJYA72GALH	AJYA90GALH	AJYA90GALH	AJY126GALH	AJY126GALH		

All **INVERTER** Models

5	6	8	10	11	14	16
				WSYG140DC6 / WOYG112LCT	WSYG140DC6 / WOYG140LCT	
				WSYK160DC9 / WOYK112LCT	WSYK160DC9 / WOYK140LCT	WSYK160DC9 / WOYK160LCT
NEW	NEW	NEW	NEW			
WSYA050DD6 / WOYA060LDC	WSYA100DD6 / WOYA060LDC	WSYA100DD6 / WOYA080LDC	WSYA100DD6 / WOYA100LDT			
				NEW	NEW	
				WGYG140DD6 / WOYG112LCT	WGYG140DD6 / WOYG140LCT	
				NEW	NEW	NEW
				WGYK160DD9 / WOYK112LCT	WGYK160DD9 / WOYK140LCT	WGYK160DD9 / WOYK160LCT
NEW	NEW	NEW	NEW			
WGYA050DD6 / WOYA060LDC	WGYA100DD6 / WOYA060LDC	WGYA100DD6 / WOYA080LDC	WGYA100DD6 / WOYA100LDT			
		WPYA080LA	WPYA100LA			




Energy saving design to provide a comfortable indoor environment while being environment-friendly.

An air conditioner that is people-friendly is also environment-friendly. Fujitsu General offers a broad lineup of products from large living rooms to bedrooms and children's rooms. We make your room more comfortable with a wide range of air conditioner types from ceiling wall type with automatic filters and cleaning functions to wall mounted type that improve the air cleaning function. Of course these models feature highly efficient operation that conserves electricity.

SPLIT

8 types 53 models

- 036** Wall Mounted
- 046** Floor
- 048** Compact Cassette
- 050** Cassette
- 052** Floor/Ceiling
- 054** Ceiling
- 056** Slim Duct
- 058** Medium Static Pressure Duct
- 060** High Static Pressure Duct





Wall Mounted

High Spec. & Design : ASYG09LTCA / ASYG12LTCA



Wireless R.C.



For ASYG09LTCA



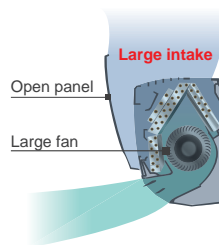
For ASYG12LTCA



Features

Thin & Slim design

Thin and slim design is realized by high density multi-path heat exchanger and high efficiency wind blower.



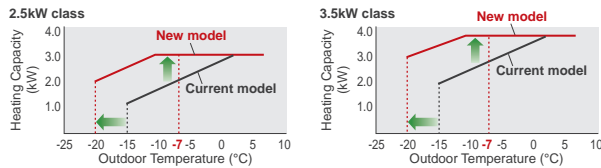
Energy saving control

Human sensor catches movements of people in a room, and operates with lower capacity when people leave the room. When people come back to the room, it automatically returns to previous operating mode.



Powerful heating

Rated heating capacity is maintained up to an outdoor temperature lower than -7°C. This new model can operate even at -20°C low outdoor temperature.



3 Mode timer (Weekly/Program/Sleep)

Weekly timer can be easily set by wireless remote controller. ON, OFF can be set up to 4 times in 1 day and up to 28 times in 1 week. For other modes, program timer and sleep timer can be also selected by one push.



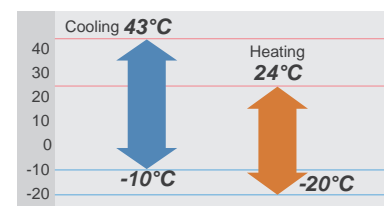
Powerful operation mode

20 minutes continuous operation by maximum airflow and maximum compressor speed is possible. Rapid cooling and heating makes the room comfortable quickly.

10°C HEAT Operation

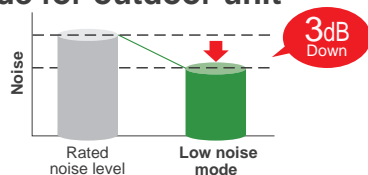
The room temperature can be set to go no lower than 10°C, thus ensuring that the room does not get too cold when not occupied.
*Only available with Wireless RC.

Low ambient operation



Low noise mode for outdoor unit

Low noise mode of outdoor unit can be selected by wireless remote controller.



Optional parts

- Wired Remote Controller: UTY-RNNYM / UTY-RVNYM
- Simple Remote Controller: UTY-RSNYM
- Communication Kit: UTY-TWBXF
- External Connect Kit: UTY-XWZXZ5

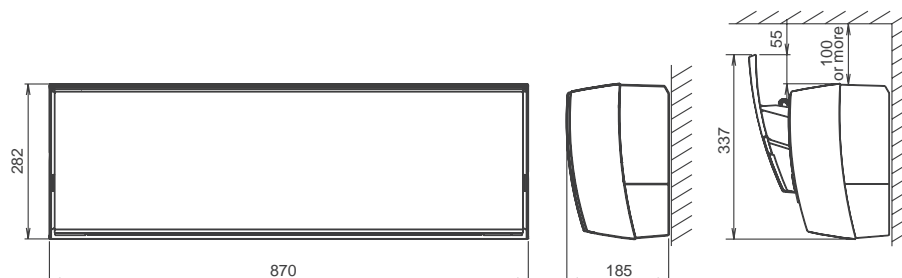


Specifications

Model No.	Indoor unit		ASYG09LTCA	ASYG12LTCA
	Outdoor unit		AOYG09LTC	AOYG12LTC
Power Source	V/ Ø/Hz		230/1/50	230/1/50
Capacity	Cooling	kW	2.5(0.9-3.5)	3.5(1.1-4.0)
	Heating		3.2(0.9-5.4)	4.0(0.9-6.5)
Input Power	Cooling/Heating	kW	0.505/0.660	0.850/0.910
EER	Cooling	W/W	4.95	4.12
COP	Heating		4.85	4.40
Pdesign	Cooling/Heating (@-10°C)	kW	2.5/3.0	3.5/4.0
SEER	Cooling	W/W	8.50	8.50
SCOP	Heating (Average)		4.60	4.60
Energy Efficiency Class	Cooling	A+++		
	Heating (Average)	A++		
Running Current	Cooling/Heating	A	2.6/3.3	4.0/4.3
Annual Energy Consumption	Cooling	kWh/a	103	144
	Heating		912	1217
Moisture Removal			l/h	1.3
Sound Pressure (Cooling)	Indoor	H/M/L/Q	42/36/32/21	
	Outdoor		High	43/37/32/21
Sound Power (Cooling)	Indoor	High	48	
	Outdoor		High	48
Airflow Rate (High)	Indoor / Outdoor		m ³ /h	800/1,700
			mm	282x870x185
Net Dimension H x W x D	Indoor		kg(lbs)	9.5(21)
			mm	540x790x290
	Outdoor		mm	620x790x290
			kg(lbs)	33(73)
Piping Connections (Small / Large)			mm	6.35/9.52
Drain hose Diameter (I.D./O.D.)				13.8/15.8 to 16.7
Max Pipe Length (Pre-Charge)			m	20(15)
Max Height Difference				15
Operation Range	Cooling	°CDB	-10~43	
	Heating		-20~24	
Refrigerant (Global Warming Potential)				R410A(1,975)

Dimensions Models: ASYG09LTCA / ASYG12LTCA

(Unit : mm)



Wall Mounted

High COP : **NEW** ASYG07LUCA / **NEW** ASYG09LUCA / ASYG12LUCA / ASYG14LUCA



Wireless R.C.



For ASYG07/09LUCA



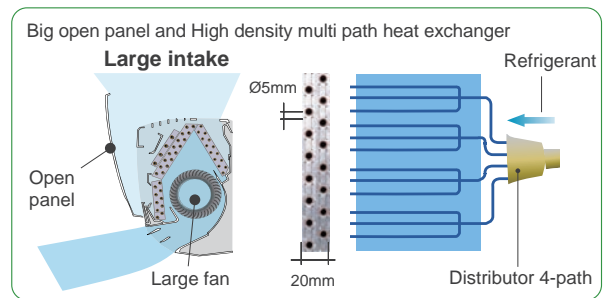
For ASYG12/14LUCA



Features

Thin & Slim design

Thin and slim design is realized by Ø5mm heat exchanger and high efficiency wind blower.



Powerful operation

20 minutes continuous operation by maximum airflow and maximum compressor speed is possible. Rapid cooling and heating makes the room comfortable quickly.

3 Mode timer (Weekly/Program/Sleep)

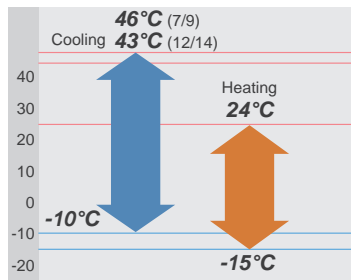
Weekly timer can be easily set by wireless remote controller. ON, OFF can be set up to 4 times in 1 day and up to 28 times in 1 week. For other modes, program timer and sleep timer can be also selected by one push.

10°C HEAT Operation

The room temperature can be set to go no lower than 10°C, thus ensuring that the room does not get too cold when not occupied. *Only available with Wireless RC.

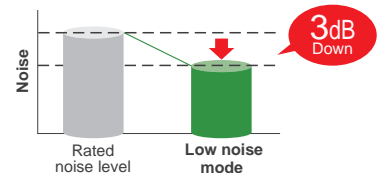


Low ambient operation



Low noise mode for outdoor unit

Low noise mode of outdoor unit can be selected by wireless remote controller.



Optional parts

- Wired Remote Controller: UTY-RNNYM, UTY-RVNYM
- Simple Remote Controller: UTY-RSNYM
- Communication Kit: UTY-TWBXF
- External Connect Kit: UTY-XWZXZ5

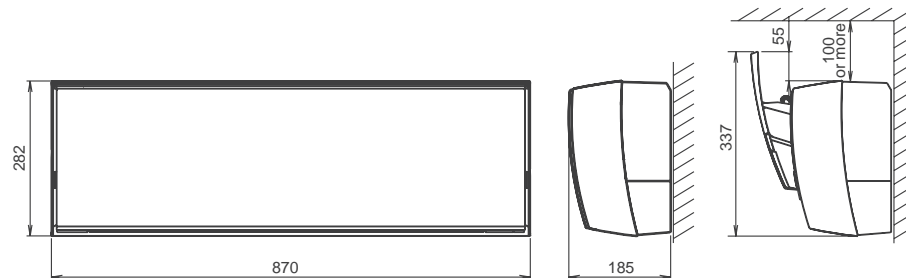


Specifications

Model No.	Indoor unit		ASYG07LUCA	ASYG09LUCA	ASYG12LUCA	ASYG14LUCA
	Outdoor unit		AOYG07LUCA	AOYG09LUCB	AOYG12LUC	AOYG14LUC
Power Source	V/ Ø/Hz		230/1/50	230/1/50	230/1/50	230/1/50
Capacity	Cooling	kW	2.0(0.5~3.0)	2.5(0.5~3.2)	3.5(0.9~4.0)	4.2(0.9~5.0)
	Heating		3.0(0.5~4.0)	3.2(0.5~4.2)	4.0(0.9~5.6)	5.4(0.9~6.0)
Input Power	Cooling/Heating	kW	0.460/0.660	0.555/0.680	0.905/0.930	1.235/1.380
EER	Cooling	W/W	4.35	4.50	3.87	3.40
COP	Heating		4.55	4.71	4.30	3.91
Pdesign	Cooling/Heating (@-10°C)	kW	2.0/2.6	2.5/2.8	3.5/3.9	4.2/4.8
SEER	Cooling	W/W	7.20	7.10	7.05	6.78
SCOP	Heating (Average)		4.10	4.10	4.00	4.00
Energy Efficiency Class	Cooling	A++		A++	A++	A++
	Heating (Average)	A+		A+	A+	A+
Running Current	Cooling/Heating	A	2.6/3.4	3.1/3.4	4.6/4.7	5.8/6.3
Annual Energy Consumption	Cooling	kWh/a	97	123	174	217
	Heating		887	956	1363	1677
Moisture Removal			l/h	1.0	1.3	1.8
Sound Pressure (Cooling)	Indoor	H/M/L/Q	38/35/31/21		42/36/32/21	
	Outdoor	High	dB(A)		43/37/32/21	
Sound Power (Cooling)	Indoor	High	46		48	
	Outdoor	High	57		59	
Airflow Rate (High)	Indoor / Outdoor		m³/h		680/1,720	
			mm		800/1,720	
Net Dimension H x W x D	Indoor	mm	282x870x185		282x870x185	
		kg(lbs)	9.5(21)		9.5(21)	
	Outdoor	mm	540x660x290		540x790x290	
		kg(lbs)	23(51)		25(55)	
Piping Connections (Small / Large)			mm		6.35/9.52	
Drain Hose Diameter (I.D./O.D.)			mm		13.8/15.8 to 16.7	
Max Pipe Length (Pre-Charge)			m		20(15)	
Max Height Difference			m		15	
Operation Range	Cooling	°CDB	-10~46		-10~43	
	Heating		-15~24		-15~24	
Refrigerant (Global Warming Potential)			R410A(1,975)		R410A(1,975)	

Dimensions Models : ASYG07LUCA / ASYG09LUCA / ASYG12LUCA / ASYG14LUCA

(Unit : mm)



Wall Mounted

NEW Standard : ASYG07LMCA / ASYG09LMCA / ASYG12LMCA / ASYG14LMCA



Wireless R.C.



For ASYG07/09/12LMCA

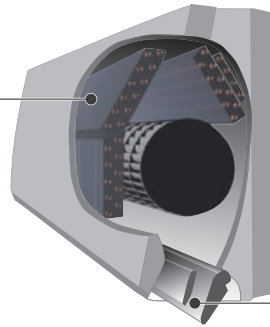
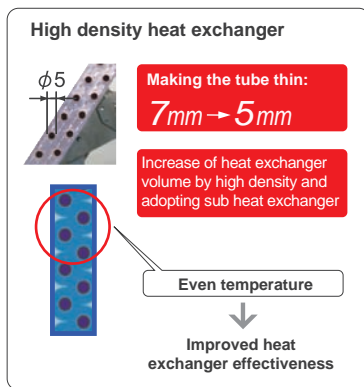


For ASYG14LMCA

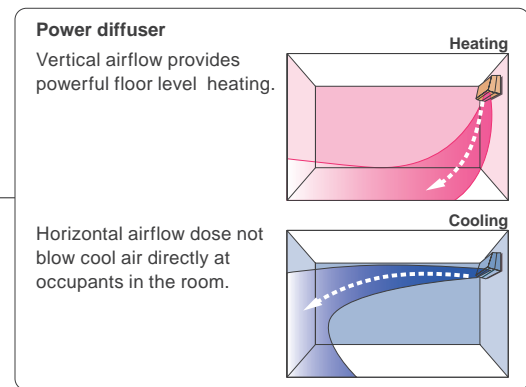


Features

High efficient compact design



More comfort airflow



Powerful operation

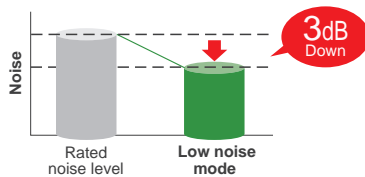
20 minutes continuous operation by maximum airflow and maximum compressor speed is possible. Rapid cooling and heating makes the room comfortable quickly.

10°C HEAT Operation *Only available with Wireless RC.

The room temperature can be set to go no lower than 10°C, thus ensuring that the room does not get too cold when not occupied

Low noise mode for outdoor unit

Low noise mode of outdoor unit can be selected by wireless remote controller.

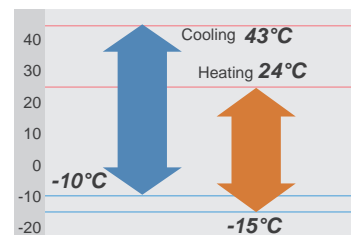


24hr Programmable timer

24 hr program timer and sleep timer can be easily set.



Low ambient operation



Optional parts

- Wired Remote Controller: UTY-RNNYM, UTY-RVNYM
- Simple Remote Controller: UTY-RSNYM
- Communication Kit: UTY-XCBXZ2
- External Connect Kit: UTY-XWZXZ5



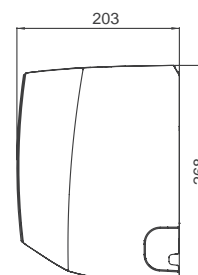
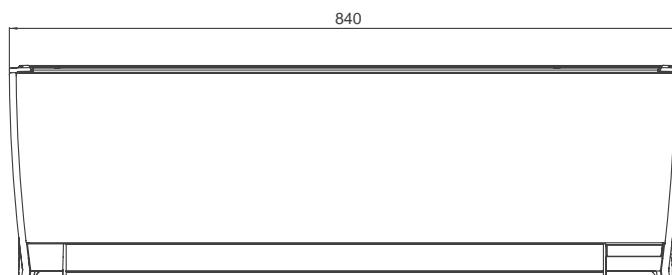
Specifications

Model No.	Indoor unit		ASYG07LMCA**	ASYG09LMCA	ASYG12LMCA	ASYG14LMCA**
	Outdoor unit		AOYG07LMCA**	AOYG09LMCA	AOYG12LMCA	AOYG14LMCA**
Power Source	V/Ø/Hz		230/1/50	230/1/50	230/1/50	230/1/50
Capacity	Cooling	kW	2.0(0.5-3.0)	2.5(0.5-3.2)	3.4(0.9-3.9)	4.0(0.9-4.3)
	Heating		3.0(0.5-3.4)	3.2(0.5-4.0)	4.0(0.9-5.3)	5.0(0.9-6.0)
Input Power	Cooling/Heating	kW	0.470/0.685	0.65/0.73	0.97/1.02	1.17/1.355
EER	Cooling		4.26	3.85	3.50	3.41
COP	Heating	W/W	4.38	4.38	3.92	3.69
Pdesign	Cooling/Heating (@-10°C)	kW	2.0/2.3	2.5/2.4	3.4/3.5	4.0/3.7
SEER	Cooling		7.10	7.00	7.00	6.7
SCOP	Heating (Average)	W/W	4.10	4.10	4.00	3.8
Energy Efficiency Class	Cooling	A++		A++	A++	A++
	Heating (Average)	A+		A+	A+	A
Running Current	Cooling/Heating	A	2.3/3.3	3.2/3.5	4.6/4.8	5.6/6.3
Annual Energy Consumption	Cooling	kWh/a	99	125	170	209
	Heating		786	820	1225	1364
Moisture Removal			l/h	1.0	1.3	1.8
Sound Pressure (Cooling)	Indoor	H/M/L/Q	43/40/32/21		43/40/32/21	44/40/33/25
	Outdoor		High	dB(A)		45
Sound Power (Cooling)	Indoor	High	60		59	60
	Outdoor		High	58		58
Airflow Rate (High)	Indoor / Outdoor		m³/h	750/1670	750/1670	750/1830
	Indoor		mm	268X840X203	268X840X203	268X840X203
Net Dimension H x W x D	Indoor		kg(lbs)	8.5(19)	8.5(19)	8.5(19)
	Outdoor		mm	535X663X293	535X663X293	535X663X293
	Outdoor		kg(lbs)	21(46)	21(46)	26(57)
	Outdoor		kg(lbs)	21(46)	21(46)	34(75)
Piping Connections (Small / Large)			mm	6.35/9.52	6.35/9.52	6.35/9.52
Drain Hose Diameter (I.D./O.D.)			mm	13.8/15.8 to 16.7	13.8/15.8 to 16.7	13.8/15.8 to 16.7
Max Pipe Length (Pre-Charge)			m	20(15)	20(15)	20(15)
Max Height Difference			m	15	15	15
Operation Range	Cooling	°CDB	-10~43		-10~43	-10~43
	Heating		-15~24		-15~24	-15~24
Refrigerant (Global Warming Potential)			R410A(1,975)	R410A(1,975)	R410A(1,975)	R410A(1,975)

*1: Specifications of ASYG07/14LMCA are provisional for your reference. The contents of formal specifications might be different from these.

Dimensions Models : ASYG07LMCA / ASYG09LMCA / ASYG12LMCA / ASYG14LMCA

(Unit : mm)



Wall Mounted

Standard : ASYG18LFCA / **NEW** ASYG24LFCC / ASYG30LFCA



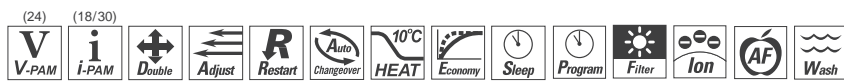
Wireless R.C.



For ASYG18LFCA
ASYG24LFCC

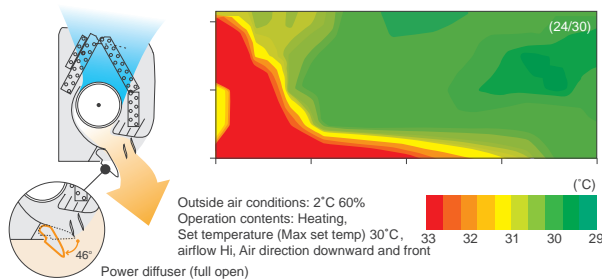


For ASYG30LFCA

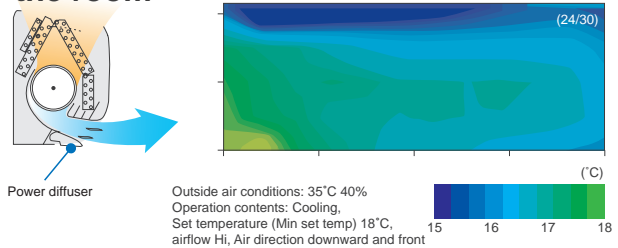


Features

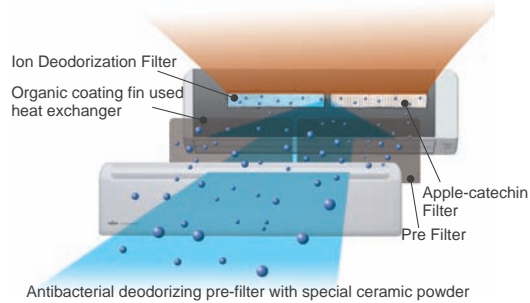
“Vertical airflow” provides powerful floor level heating



“Horizontal airflow” does not blow cool air directly at the occupants in the room



Air conditioner filter features



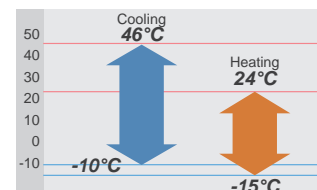
Flexible Installation

	18 type	24 type	30 type
Max. Piping Length	25m	30m	50m
Max. Height	20m	20m	30m

Easy maintenance

Simplification of drain pan cleaning improves maintenance-ability.

Low ambient operation



Long-life* Ion Deodorization Filter

The filter deodorizes by powerfully decomposing absorbed odors using the oxidizing and reducing effects of ions generated by the ultra-fine-particle ceramic.

(*The filter can be used for approx. 3 years if it is washed under water to restore its surface action when it is dirty.)

✚ Using different filters at both sides




Apple-catechin Filter

Fine dust, invisible mold spores, and harmful microorganisms are absorbed onto the filter by static electricity, and further growth is inhibited and deactivated by the polyphenol extracted from apples.

Optional parts

Wired Remote Controller: UTY-RNNYM, UTY-RVNYM
Simple Remote Controller: UTY-RSNYM
External Connect Kit: UTY-XWZX

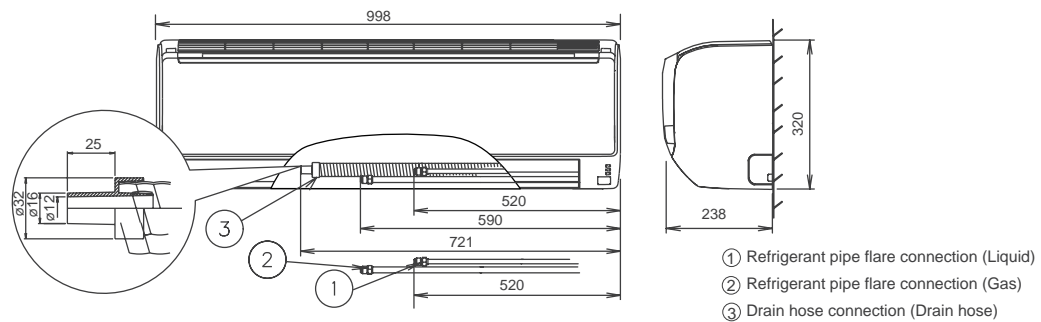


Specifications

Model No.	Indoor unit		ASYG18LFCA	ASYG24LFCC	ASYG30LFCA		
	Outdoor unit		AOYG18LFC	AOYG24LFC	AOYG30LFT		
Power Source	V/∅/Hz		230/1/50	230/1/50	230/1/50		
Capacity	Cooling	kW	5.2(0.9~6.0)	7.1(0.9~8.0)	8.0(2.9~9.0)		
	Heating		6.3(0.9~9.1)	8.0(0.9~10.6)	8.8(2.2~11.0)		
Input Power	Cooling/Heating	kW	1.52/1.71	2.20/2.21	2.49/2.44		
EER	Cooling	W/W	3.42	3.23	3.21		
COP	Heating		3.68	3.61	3.61		
Pdesign	Cooling/Heating (@-10°C)	kW	5.2/5.9	7.1/7.1	8.0/8.0		
SEER	Cooling	W/W	6.94	6.11	5.69		
SCOP	Heating (Average)		3.87	3.80	3.80		
Energy Efficiency Class	Cooling	A++		A++	A+		
	Heating (Average)	A		A	A		
Running Current	Cooling/Heating	A	6.8/7.6	9.7/9.7	10.9/10.7		
Annual Energy Consumption	Cooling	kWh/a	262	406	492		
	Heating		2130	2610	2941		
Moisture Removal			2.6	2.7	3.2		
Sound Pressure (Cooling)	Indoor	H/M/L/Q	43/37/33/26		48/42/37/33		
	Outdoor	High	50		53		
Sound Power (Cooling)	Indoor	High	58		64		
	Outdoor	High	65		68		
Airflow Rate (High)	Indoor / Outdoor		m³/h		900/2150	1120/2460	1100/3600
	Indoor		mm		320X998X238	320X998X238	320X998X238
Net Dimension H x W x D	Indoor		kg(lbs)		14(30.8)	14(30.8)	14(30.8)
	Indoor		mm		620X790X298	620X790X298	830X900X330
	Outdoor		kg(lbs)		41(90)	41(90)	61(135)
	Outdoor		mm		620X790X298	620X790X298	830X900X330
Piping Connections (Small / Large)			mm		6.35/12.8	6.35/15.88	9.52/15.88
Drain Hose Diameter (I.D./O.D.)			mm		12/16	12/16	12/16
Max Pipe Length (Pre-Charge)			m		25(15)	30(15)	50(20)
Max Height Difference			m		20	20	30
Operation Range	Cooling	°CDB	-10~46		-10~46	-10~46	
	Heating		-15~24		-15~24	-15~24	
Refrigerant (Global Warming Potential)			R410A(1,975)		R410A(1,975)	R410A(1,975)	

Dimensions Models : ASYG18LFCA / ASYG24LFCC / ASYG30LFCA

(Unit : mm)



Wall Mounted

NEW Basic : ASYG09LLCA / ASYG12LLCA

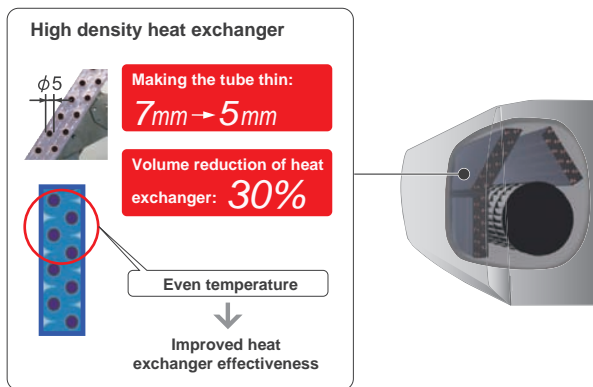


Wireless R.C.



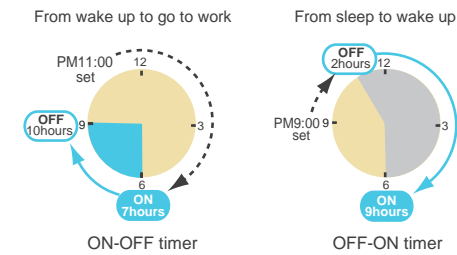
Features

High efficient compact design



ON-OFF Programmable timer

You can set an integrated ON-OFF or OFF-ON timer suitable for your life style.
(Setting time: 0.5, 1, 1.5, 2, 2.5, -----9.5, 10, 11, 12 hours)



Super Quiet Operation

Top class low noise operation by new airflow construction. Our quiet operation makes the more comfortable environment in a bed room and a study room, etc.

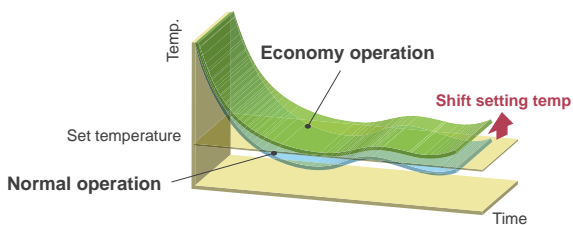


Powerful operation

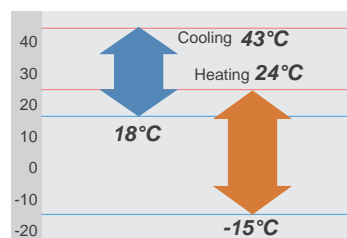
20 minutes continuous operation by maximum airflow and maximum compressor speed is possible. Rapid cooling and heating makes the room comfortable quickly.

Economy operation

Setting temp. is shifted by 1°C automatically.



Low ambient operation



Optional parts

Remote Controller Holder: UTZ-RXLA
Protective net: UTZ-NXCA

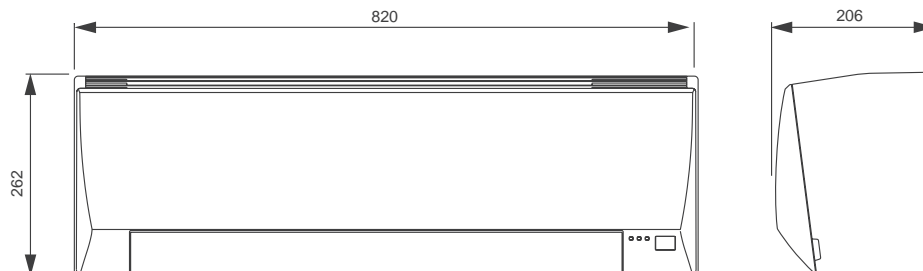


Specifications

Model No.	Indoor unit		ASYG09LLCA	ASYG12LLCA
	Outdoor unit		AOYG09LLC	AOYG12LLC
Power Source	V/∅/Hz		230/1/50	230/1/50
Capacity	Cooling	kW	2.5(0.9-3.0)	3.4(0.9-3.8)
	Heating		3.2(0.9-3.6)	4.0(0.9-4.6)
Input Power	Cooling/Heating		0.745/0.865	1.015/1.080
EER	Cooling		3.36	3.35
COP	Heating		3.70	3.70
Pdesign	Cooling/Heating (@-10°C)		2.5/2.3	3.4/3.4
SEER	Cooling		6.10	6.20
SCOP	Heating (Average)		3.46	3.43
Energy Efficiency Class	Cooling		A++	A++
	Heating (Average)		A	A
Running Current	Cooling/Heating		4.0/4.7	4.7/5.1
Annual Energy Consumption	Cooling		143	192
	Heating		932	1388
Moisture Removal			1.3	1.8
Sound Pressure (Cooling)	Indoor	H/M/L/Q	43/38/33/22	43/38/33/22
	Outdoor	High	47	51
Sound Power (Cooling)	Indoor	High	59	59
	Outdoor	High	63	65
Airflow Rate (High)	Indoor / Outdoor		720/1,710	720/1,850
			m ³ /h	
Net Dimension H x W x D	Indoor		262x820x206	262x820x206
			mm	
	Outdoor		7.5(17)	7.5(17)
			kg(lbs)	
		mm	535x663x293	535x663x293
		kg(lbs)	24(53)	26(57)
Piping Connections (Small / Large)			6.35/9.52	6.35/9.52
Drain Hose Diameter (I.D./O.D.)			13.8/15.8 to 16.7	13.8/15.8 to 16.7
Max Pipe Length (Pre-Charge)			15(10)	15(10)
Max Height Difference			10	10
Operation Range	Cooling		18~43	18~43
	Heating		-15~-24	-15~-24
Refrigerant (Global Warming Potential)			R410A(1,975)	R410A(1,975)

Dimensions Models : ASYG09LLCA / ASYG12LLCA

(Unit : mm)



Floor

NEW Model : AGYG09LVCA / AGYG12LVCA / AGYG14LVCA



Wireless R.C.



For AGYG09/12LVCA

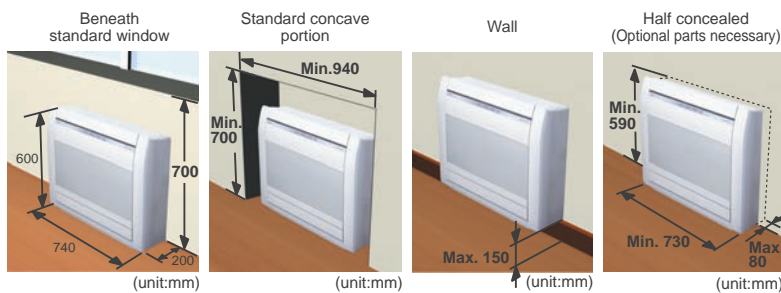


For AGYG14LVCA

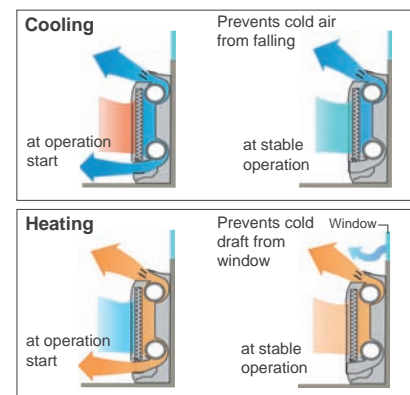


Features

Flexible & easy installation



2-Fan & Wide airflow



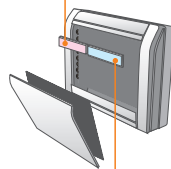
Filter features

Long-life* Ion Deodorization Filter
The filter deodorizes by powerfully decomposing absorbed odors using the oxidizing and reducing effects of ions generated by the ultra-fine-particle ceramic.
(*The filter can be used for approx. 3 years if it is washed under water to restore its surface action when it is dirty.)

✚ Using different filters at both sides

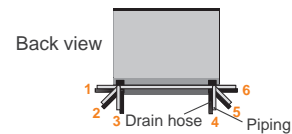
Apple-catechin Filter
Fine dust, invisible mold spores, and harmful microorganisms are absorbed onto the filter by static electricity, and further growth is inhibited and deactivated by the polyphenol extracted from apples.

Apple-catechin Filter

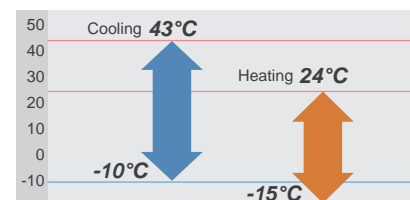


Ion Deodorization Filter

Flexible piping connection 6 direction of drain & piping



Low ambient operation



10°C HEAT Operation

The room temperature can be set to go no lower than 10°C, thus ensuring that the room does not get too cold when not occupied

Easy maintenance

Removable and washable panel



Optional parts

- Wired Remote Controller: UTY-RNNYM, UTY-RVNYM
- Simple Remote Controller: UTY-RSNYM
- Half Concealed Kit: UTR-STA
- External Connect Kit: UTY-XWZX

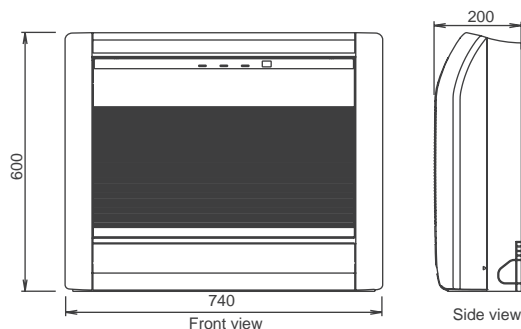


Specifications

Model No.	Indoor unit		AGYG09LVCA	AGYG12LVCA	AGYG14LVCA	
	Outdoor unit		AOYG09LVCA	AOYG12LVCA	AOYG14LVCA	
Power Source	V/Ø/Hz		230/1/50	230/1/50	230/1/50	
Capacity	Cooling	kW	2.6(0.9~3.5)	3.5(0.9~4.0)	4.2(0.9~5.0)	
	Heating		3.5(0.9~5.5)	4.5(0.9~6.6)	5.2(0.9~8.0)	
Input Power	Cooling/Heating	kW	0.53/0.79	0.94/1.19	1.14/1.44	
EER	Cooling	W/W	4.91	3.72	3.68	
COP	Heating		4.43	3.78	3.61	
Pdesign	Cooling/Heating (@-10°C)	kW	2.6/2.9	3.5/3.8	4.2/4.7	
SEER	Cooling	W/W	7.00	6.50	6.40	
SCOP	Heating (Average)		4.20	4.00	4.00	
Energy Efficiency Class	Cooling		A++	A++	A++	
	Heating (Average)		A+	A+	A+	
Running Current	Cooling/Heating	A	2.6/3.8	4.4/5.5	5.2/6.4	
Annual Energy Consumption	Cooling	kWh/a	130	188	230	
	Heating		967	1330	1645	
Moisture Removal			l/h	1.3	1.8	2.1
Sound Pressure (Cooling)	Indoor	H/M/L/Q	40/35/29/22			
	Outdoor	High	47	48	50	
Sound Power (Cooling)	Indoor	High	55	55	58	
	Outdoor	High	64	64	65	
Airflow Rate (High)	Indoor / Outdoor		m³/h	570/1680	570/1680	650/1910
	Indoor		mm	600x740x200	600x740x200	600x740x200
Net Dimension H x W x D	Indoor		kg(lbs)	14(31)	14(31)	14(31)
	Outdoor		mm	540x790x290	540x790x290	578x790x300
	Outdoor		kg(lbs)	36(79)	36(79)	40(88)
	Outdoor		kg(lbs)	36(79)	36(79)	40(88)
Piping Connections (Small / Large)			mm	6.35/9.52	6.35/9.52	6.35/12.7
Drain Hose Diameter (I.D./O.D.)				13.8/15.8 to 16.7	13.8/15.8 to 16.7	13.8/15.8 to 16.7
Max Pipe Length (Pre-Charge)			m	20(15)	20(15)	20(15)
Max Height Difference				15	15	15
Operation Range	Cooling	°CDB	-10~43	-10~43	-10~43	
	Heating		-15~24	-15~24	-15~24	
Refrigerant (Global Warming Potential)			R410A(1,975)	R410A(1,975)	R410A(1,975)	

Dimensions Models : AGYG09LVCA / AGYG12LVCA / AGYG14LVCA

(Unit : mm)



Compact Cassette

Model : AUYG12LVLB / AUYG14LVLB / AUYG18LVLB / **NEW** AUYG24LVLA



Wireless R.C.



For AUYG12/14/18LVLB



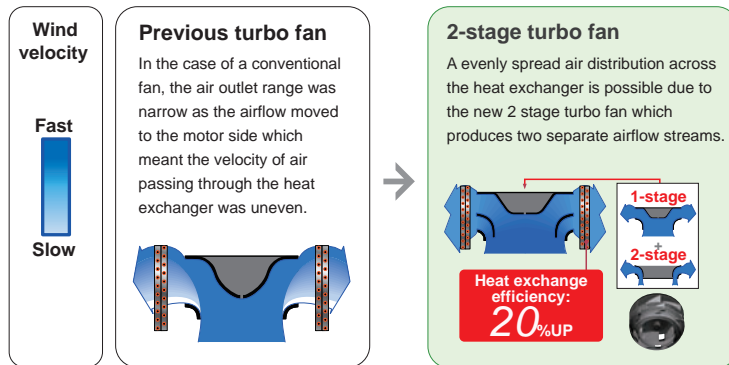
For AUYG24LVLA



Features

2-stage turbo fan

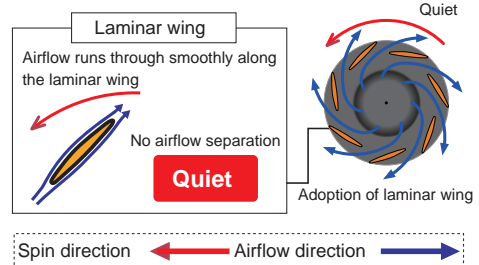
High efficiency design by 2 stage structure



Quiet quality

Optimization of wing form (laminar wing type) and wing number (7 blades each)

Designed by CFD-analysis (fluid) simulations



Easy maintenance

① Maintenance of fan motor and fan

Maintenance of the fan motor and fan can be done easily after taking off the panel as the bell mouth of the fan can be removed easily.

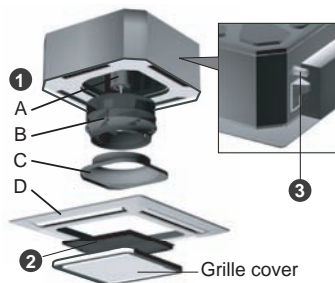
A : Fan motor B : 2-stage turbo fan
C : Bell-mouth D : Panel

② Long life filter

: standard equipment

③ Adaptation of transparent drainage parts

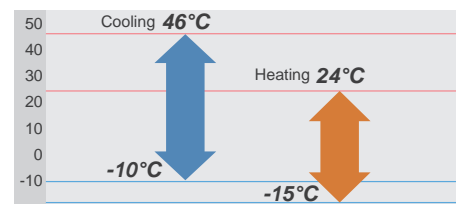
During installation, maintenance and operation, the drain pump and kit can be checked easily.



High lift drain pump



Low ambient operation



Compact design

Worlds first 24,000Btu model in the compact cassette category (Easy installation by taking off ceiling panel of 600 x 600 size)

Optional parts

Air Outlet Shutter Plate:	UTR-YDZB
Wired Remote Controller:	UTY-RNNYM, UTY-RVNYM
Simple Remote Controller:	UTY-RSNYM
Insulation Kit For High Humidity:	UTZ-KXGC
External Connect Kit:	UTY-XWZX
External Control Set:	UTD-ECS5A
Fresh Air Intake Kit:	UTZ-VXAA

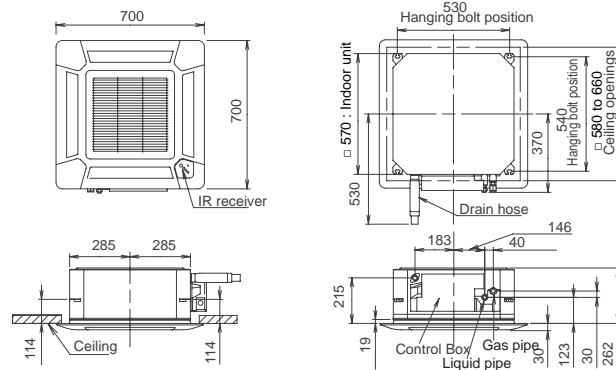


Specifications

Model No.	Indoor unit		AUYG12LVLB	AUYG14LVLB	AUYG18LVLB	AUYG24LVLA
	Outdoor unit		AOYG12LALL	AOYG14LALL	AOYG18LALL	AOYG24LALA
Power Source	V/∅/Hz		230/1/50	230/1/50	230/1/50	230/1/50
Capacity	Cooling	kW	3.5(0.9~4.4)	4.3(0.9~5.4)	5.2(0.9~5.9)	6.8(0.9~8.0)
	Heating		4.1(0.9~5.7)	5.0(0.9~6.5)	6.0(0.9~7.5)	8.0(0.9~9.1)
Input Power	Cooling/Heating	kW	1.05/1.11	1.33/1.34	1.62/1.66	2.21/2.26
EER	Cooling	W/W	3.33	3.21	3.21	3.08
COP	Heating		3.69	3.71	3.61	3.54
Pdesign	Cooling/Heating (@-10°C)	kW	3.5/4.2	4.3/4.5	5.2/5.2	6.8/6.0
SEER	Cooling	W/W	6.20	6.40	6.20	5.60
SCOP	Heating (Average)		4.10	4.40	4.20	3.90
Energy Efficiency Class	Cooling	A++		A++	A++	A+
	Heating (Average)	A+		A+	A+	A
Running Current	Cooling/Heating	A	4.8/5.1	6.1/6.1	7.2/7.4	9.7/9.9
Annual Energy Consumption	Cooling	kWh/a	198	235	293	425
	Heating		1431	1432	1731	2151
Moisture Removal			l/h	1.2	1.5	2.2
Sound Pressure (Cooling)	Indoor	H/M/L/Q	37/34/30/27		38/34/30/27	38/34/30/26
	Outdoor	High	dB(A)		47	49
Sound Power (Cooling)	Indoor	High	49		50	50
	Outdoor	High	61		62	62
Airflow Rate (High)	Indoor / Outdoor		m³/h	600/1780	680/1910	680/2000
Net Dimension H x W x D	Indoor	mm		245x570x570/49x700x700	245x570x570/49x700x700	245x570x570/49x700x700
		kg(lbs)		15(33)/2.6(6)	15(33)/2.6(6)	15(33)/2.6(6)
	Outdoor	mm		578x790x300	578x790x300	578x790x300
		kg(lbs)		40(88)	40(88)	40(88)
Piping Connections (Small / Large)			mm	6.35/9.52	6.35/12.70	6.35/12.70
Drain Hose Diameter (I.D./O.D.)				25/32	25/32	25/32
Max Pipe Length (Pre-Charge)			m	25(15)	25(15)	25(15)
Max Height Difference				15	15	15
Operation Range	Cooling	°CDB	-10~46		-10~46	-10~46
	Heating		-15~24		-15~24	-15~24
Refrigerant (Global Warming Potential)			R410A(1,975)		R410A(1,975)	R410A(1,975)
Cassette Grille			UTG-UFYD-W		UTG-UFYD-W	UTG-UFYD-W

Dimensions Models : AUYG12LVLB / AUYG14LVLB / AUYG18LVLB / AUYG24LVLA

(Unit : mm)



Cassette

Model : **NEW** AUYG30LRLE / **NEW** AUYG36LRLE / **NEW** AUYG45LRLA / **NEW** AUYG54LRLA /
 AUYG36LRLA [3phase] / AUYG45LRLA [3phase] / AUYG54LRLA [3phase]

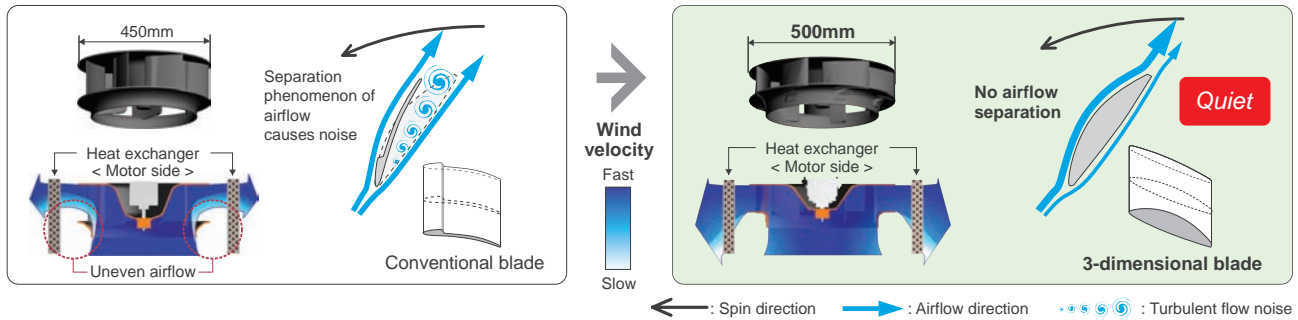


Features

High efficiency turbo fan with 3-dimensional blade

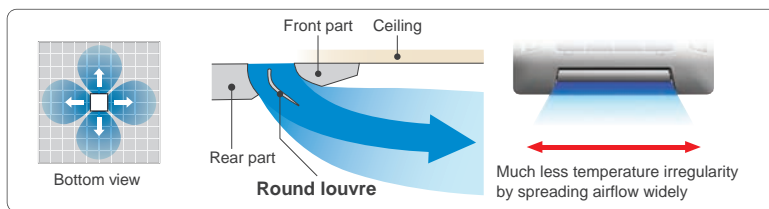
Previous turbo fan: Air passing through the heat exchanger was uneven and the air would only flow close to the ceiling.

New turbo fan: High efficiency airflow distribution has been achieved by the introduction of a 3 dimensional blade which increases the air passing over the heat exchanger.

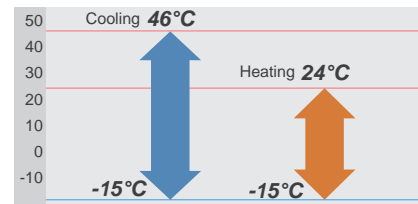


Improvement of the airflow distribution

New louvre: The louvre design distributes air leaving a space between the chassis and the ceiling allowing far and wide airflow distribution.



Low ambient operation



Adjustment of hanger position is possible after installation



High lift drain pump



Optional parts

- Wired Remote Controller: UTY-RNNYM, UTY-RVNYM
- Simple Remote Controller: UTY-RSNYM
- IR Receiver Kit: UTY-LRHYA2
- Wide Panel: UTG-AGYA-W
- Panel Spacer: UTG-BGYA-W
- Air Outlet Shutter Plate: UTR-YDZC
- Insulation Kit For High Humidity: UTZ-KXGA
- External Connect Kit: UTY-XWZX
UTY-XWZX22
UTY-XWZX23
- External Control Set: UTD-ECS5A
- Fresh Air Intake Kit: UTZ-VXGA

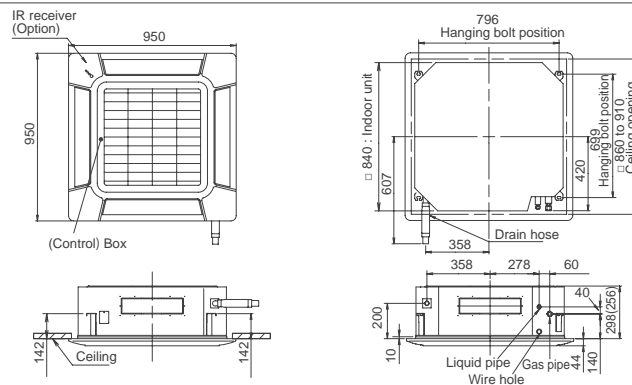


Specifications

Model No.	Indoor unit		AUYG30LRLE	AUYG36LRLE	AUYG45LRLE	AUYG54LRLE	AUYG36LRLE	AUYG45LRLE	AUYG54LRLE	
	Outdoor unit		AOYG30LETL	AOYG36LETL	AOYG45LETL	AOYG54LETL	AOYG36LATT	AOYG45LATT	AOYG54LATT	
Power Source	V/∅/Hz		230/1/50	230/1/50	230/1/50	230/1/50	400/3/50	400/3/50	400/3/50	
Capacity	Cooling	kW	8.5(2.8~10.0)	10.0(2.8~11.2)	12.5(4.0~14.0)	13.3(4.5~14.5)	10.0(4.7~11.4)	12.5(5.0~14.0)	14.0(5.4~16.0)	
	Heating		10.0(2.7~11.2)	11.2(2.7~12.7)	14.0(4.2~16.2)	16.0(4.7~16.5)	11.2(5.0~14.0)	14.0(5.4~16.2)	16.0(5.8~18.0)	
Input Power	Cooling/Heating	kW	2.65/2.77	3.12/3.02	3.88/3.77	4.42/4.69	2.44/2.56	3.54/3.58	4.36/4.43	
EER	Cooling	W/W	3.21	3.21	3.22	3.01	4.10	3.53	3.21	
COP	Heating		3.61	3.71	3.71	3.41	4.38	3.91	3.61	
Pdesign	Cooling/Heating	kW	8.5/8.0	10.0/8.7	-	-	10.0/10.0	-	-	
SEER	Cooling	W/W	6.50	6.30	-	-	6.50	-	-	
SCOP	Heating		4.30	4.20	-	-	4.30	-	-	
Energy Efficiency Class	Cooling		A++	A++	-	-	A++	-	-	
	Heating		A+	A+	-	-	A+	-	-	
Running Current	Cooling/Heating	A	11.6/12.2	13.7/13.3	17.0/16.5	19.3/20.5	3.7/3.9	5.3/5.3	6.5/6.6	
Annual Energy Consumption	Cooling	kWh/a	458	555	-	-	573	-	-	
	Heating		2604	2897	-	-	3253	-	-	
Moisture Removal		l/h	2.5	3.5	4.5	5.0	3.0	4.5	5.0	
Sound Pressure (Cooling)	Indoor	H/M/L/Q	40/38/36/32	43/38/36/32	46/42/40/36	47/43/41/37	44/39/36/33	46/42/40/36	47/43/41/37	
	Outdoor		High	53	54	55	55	51	54	55
Sound Power (Cooling)	Indoor	High	54	57	-	-	58	-	-	
	Outdoor		High	68	69	-	-	67	-	-
Airflow Rate (High)	Indoor / Outdoor	m³/h	1600/3600	1800/3800	1900/6750	2000/6750	1800/6200	1900/6900	2000/6900	
Net Dimension H x W x D	Indoor	mm	288x840x840	50x950x950	288x840x840	50x950x950	288x840x840	50x950x950	288x840x840	50x950x950
		kg(lbs)	26(57)/5.5(12)	26(57)/5.5(12)	26(57)/5.5(12)	26(57)/5.5(12)	26(57)/5.5(12)	26(57)/5.5(12)	26(57)/5.5(12)	
		mm	830x900x330	830x900x330	1290x900x330	1290x900x330	1290x900x330	1290x900x330	1290x900x330	
	Outdoor	kg(lbs)	61(135)	61(135)	86(190)	86(190)	104(229)	104(229)	104(229)	
Piping Connections (Small / Large)		mm	9.52/15.88	9.52/15.88	9.52/15.88	9.52/15.88	9.52/15.88	9.52/15.88	9.52/15.88	
Drain Hose Diameter (I.D./O.D.)		mm	25.0/32.0	25.0/32.0	25.0/32.0	25.0/32.0	25.0/32.0	25.0/32.0	25.0/32.0	
Max Pipe Length (Pre-Charge)		m	50(20)	50(20)	50(20)	50(20)	75(30)	75(30)	75(30)	
Max Height Difference			30	30	30	30	30	30	30	
Operation Range	Cooling	°CDB	-15~46	-15~46	-15~46	-15~46	-15~46	-15~46	-15~46	
	Heating		-15~24	-15~24	-15~24	-15~24	-15~24	-15~24	-15~24	
Refrigerant (Global Warming Potential)			R410A(1,975)	R410A(1,975)	R410A(1,975)	R410A(1,975)	R410A(1,975)	R410A(1,975)	R410A(1,975)	
Cassette Grille			UTG-UGYA-W	UTG-UGYA-W	UTG-UGYA-W	UTG-UGYA-W	UTG-UGYA-W	UTG-UGYA-W	UTG-UGYA-W	

Dimensions Models : AUYG30LRLE / AUYG36LRLE / AUYG36LRLE / AUYG45LRLE / AUYG54LRLE

(Unit : mm)



Floor/Ceiling

Model : ABYG18LVTB / **NEW** ABYG24LVTA



Wireless R.C.



For ABYG18LVTB



For ABYG24LVTA



Features

Flexible installation

Example for floor installation

Floor console



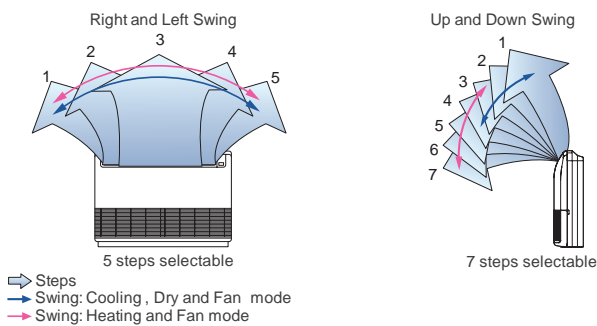
Example for ceiling installation

Under ceiling

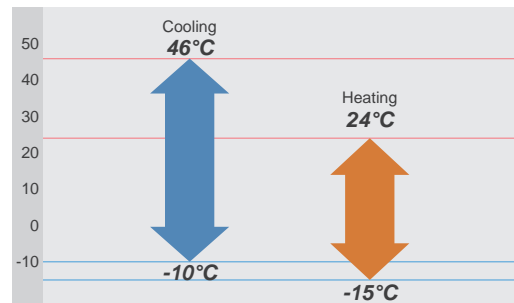


Double auto swing

A combination of right/left and up/down directional swing allows 3-dimensional air direction control



Low ambient operation



Easy installation

Main work settings can be done easily from the remote controller at installation

Main work settings

- High ceiling setting
- Auto restart
- Temperature adjustment when cooling / heating

Optional parts

- Wired Remote Controller: UTY-RNNYM, UTY-RVNYM
Simple Remote Controller: UTY-RSNYM
External Connect Kit: UTY-XWZX

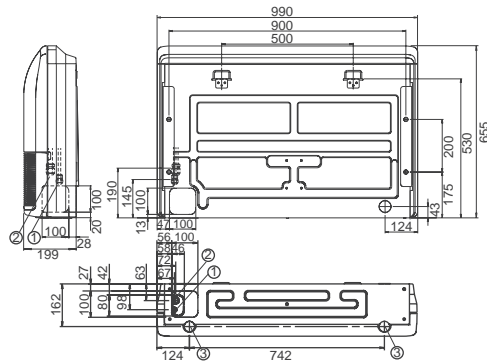


Specifications

Model No.	Indoor unit		ABYG18LVTB	ABYG24LVTA
	Outdoor unit		AOYG18LALL	AOYG24LALA
Power Source	V/Ø/Hz		230/1/50	230/1/50
Capacity	Cooling	kW	5.2(0.9~5.9)	6.8(0.9~8.0)
	Heating		6.0(0.9~7.5)	8.0(0.9~9.1)
Input Power	Cooling/Heating kW		1.62/1.66	2.21/2.26
EER	Cooling		3.21	3.08
COP	Heating		3.61	3.54
Pdesign	Cooling/Heating kW		5.2/5.2	6.8/6.0
SEER	Cooling		6.10	5.60
SCOP	Heating		4.00	3.90
Energy Efficiency Class	Cooling		A++	A+
	Heating		A+	A
Running Current	Cooling/Heating A		7.2/7.4	9.7/9.9
Annual Energy Consumption	Cooling kWh/a		298	425
	Heating kWh/a		1819	2150
Moisture Removal	l/h		2.0	2.7
Sound Pressure (Cooling)	Indoor	H/M/L/Q	43/40/34/31	48/44/40/35
	Outdoor	High	50	52
Sound Power (Cooling)	Indoor	High	57	61
	Outdoor	High	62	67
Airflow Rate (High)	Indoor / Outdoor m³/h		780/2000	980/2470
	mm		199x990x655	199x990x655
Net Dimension H x W x D	Indoor	kg(lbs)	27(60)	27(60)
		mm	578x790x300	578x790x315
	Outdoor	kg(lbs)	40(88)	44(97)
		mm	199x990x655	199x990x655
Piping Connections (Small / Large)	mm		6.35/12.70	6.35/15.88
Drain Hose Diameter (I.D./O.D.)	mm		25/32	25/32
Max Pipe Length (Pre-Charge)	m		25(15)	30(15)
Max Height Difference	m		15	20
Operation Range	Cooling °CDB		-10~46	-10~46
	Heating °CDB		-15~24	-15~24
Refrigerant (Global Warming Potential)			R410A(1,975)	R410A(1,975)

Dimensions Models : AYG18LVTB / AYG24LVTA

(Unit : mm)



- ① Refrigerant piping flare connection (Liquid)
- ② Refrigerant piping flare connection (Gas)
- ③ Drain piping connection

Ceiling

Model : **NEW** ABYG30LRTE / **NEW** ABYG36LRTE / **NEW** ABYG45LRTA /
 ABYG36LRTA [3phase] / ABYG45LRTA [3phase] / ABYG54LRTA [3phase]



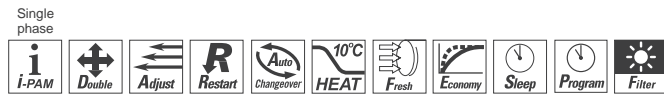
Wireless R.C.



For ABYG30/36LRTE

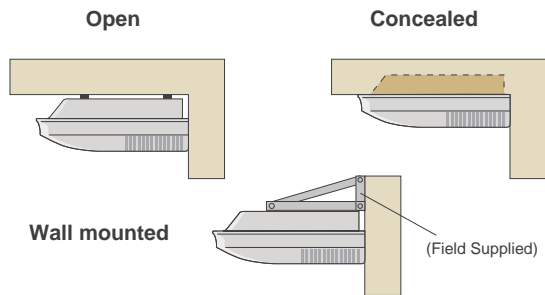


For ABYG36/45/54LRTA



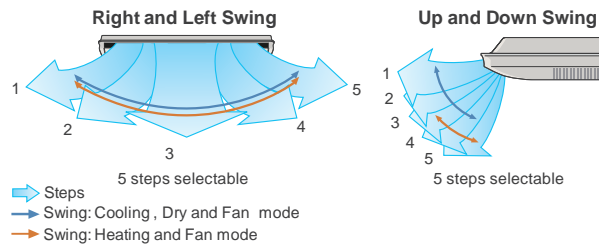
Features

Installation



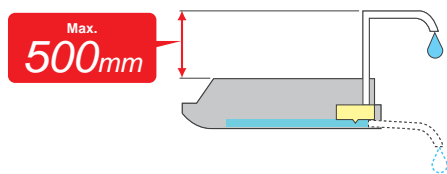
Multi auto swing

A combination of right/left and up/down directional swing allows 3-dimensional air direction control.

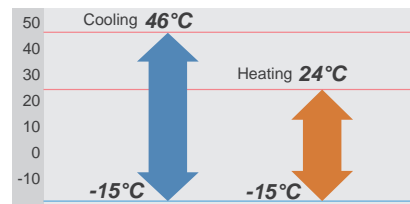


Condensate lift-up mechanism (Option)

Optional drain lift-up mechanism allows flexible installation.



Low ambient operation

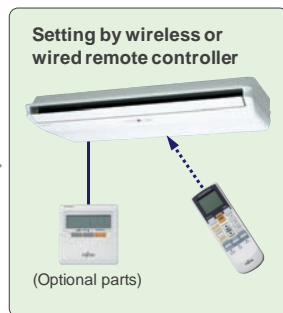
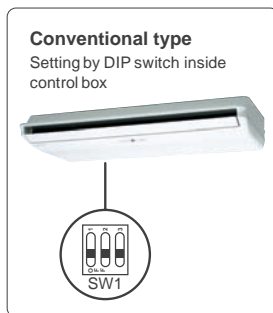


Easy installation

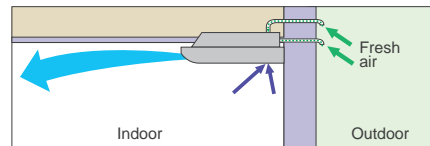
Main work settings can be done easily from the remote controller at installation

Main work settings

- High ceiling setting
- Auto restart
- Temperature adjustment when cooling / heating



Fresh air intake



Optional parts

- Wired Remote Controller: UTY-RNNYM, UTY-RVNYM
- Simple Remote Controller: UTY-RSNYM
- Drain Pump Unit: UTR-DPB24T
- External Connect Kit: UTY-XWZX, UTY-XWZX2, UTY-XWZX3
- External Control Set: UTD-ECS5A
- Flange: UTD-RF204

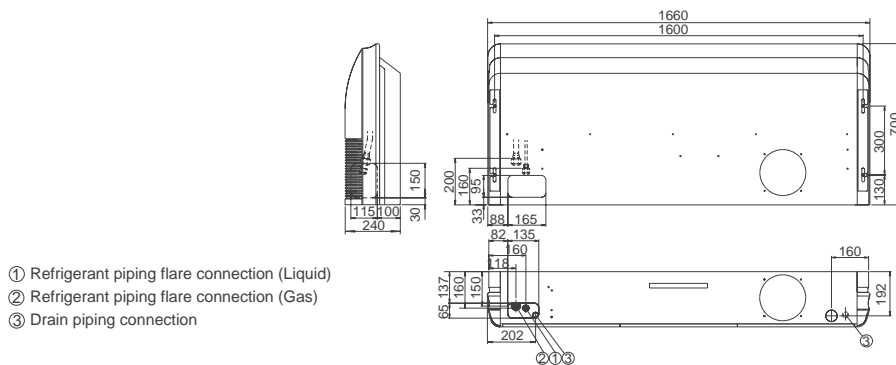


Specifications

Model No.	Indoor unit		ABYG30LRTE	ABYG36LRTE	ABYG45LRTA	ABYG36LRTA	ABYG45LRTA	ABYG54LRTA
	Outdoor unit		AOYG30LETL	AOYG36LETL	AOYG45LETL	AOYG36LATT	AOYG45LATT	AOYG54LATT
Power Source	V/∅/Hz		230/1/50	230/1/50	230/1/50	400/3/50	400/3/50	400/3/50
Capacity	Cooling	kW	8.5(2.8~10.0)	9.4(2.8~11.2)	12.1(4.0~13.3)	10.0(4.7~11.4)	12.5(5.0~14.0)	14.0(5.4~16.0)
	Heating		10.0(2.7~11.2)	11.2(2.7~12.7)	13.3(4.2~15.5)	11.2(5.0~14.0)	14.0(5.4~16.2)	16.0(5.8~18.0)
Input Power	Cooling/Heating	kW	2.65/2.77	2.93/3.02	3.77/3.68	2.84/2.87	3.89/3.88	4.65/4.67
EER	Cooling	W/W	3.21	3.21	3.21	3.52	3.21	3.01
COP	Heating		3.61	3.71	3.61	3.90	3.61	3.43
Pdesign	Cooling/Heating	kW	8.5/8.0	9.4/8.7	-	10.0/10.0	-	-
SEER	Cooling	W/W	6.10	6.00	-	6.10	-	-
SCOP	Heating		4.20	4.10	-	4.10	-	-
Energy Efficiency Class	Cooling	A++		A+	-	A++	-	-
	Heating	A+		A+	-	A+	-	-
Running Current	Cooling/Heating	A	11.6/12.2	12.8/13.2	16.5/16.1	4.3/4.4	5.8/5.8	6.9/6.9
Annual Energy Consumption	Cooling	kWh/a	487	548	-	573	-	-
	Heating		2662	2965	-	3414	-	-
Moisture Removal			l/h	2.5	3.0	4.0	3.0	4.5
Sound Pressure (Cooling)	Indoor	H/M/L/Q	45/43/37/32	47/43/37/32	49/45/39/34	47/43/37/32	49/45/39/34	51/48/42/38
	Outdoor	High	53	54	55	51	54	55
Sound Power (Cooling)	Indoor	High	57	60	-	61	-	-
	Outdoor	High	68	69	-	67	-	-
Airflow Rate (High)	Indoor / Outdoor	m³/h	1660/3600	1900/3800	2100/6200	1900/6200	2100/6900	2300/6900
Net Dimension H x W x D	Indoor	mm	240x1660x700	240x1660x700	240x1660x700	240x1660x700	240x1660x700	240x1660x700
		kg(lbs)	46(101)	46(101)	46(101)	46(101)	46(101)	48(106)
	Outdoor	mm	830x900x330	830x900x330	1290x900x330	1290x900x330	1290x900x330	1290x900x330
		kg(lbs)	61(135)	61(135)	86(190)	104(229)	104(229)	104(229)
Piping Connections (Small / Large)			mm	9.52/15.88	9.52/15.88	9.52/15.88	9.52/15.88	9.52/15.88
Drain Hose Diameter (I.D./O.D.)			mm	21.5/26.0	21.5/26.0	21.5/26.0	21.5/26.0	21.5/26.0
Max Pipe Length (Pre-Charge)			m	50(20)	50(20)	50(20)	75(30)	75(30)
Max Height Difference				30	30	30	30	30
Operation Range	Cooling	°CDB	-15~46	-15~46	-15~46	-15~46	-15~46	-15~46
	Heating		-15~24	-15~24	-15~24	-15~24	-15~24	-15~24
Refrigerant (Global Warming Potential)			R410A(1,975)	R410A(1,975)	R410A(1,975)	R410A(1,975)	R410A(1,975)	R410A(1,975)

Dimensions Models : ABYG30LRTE / ABYG36LRTE / ABYG36LRTA / ABYG45LRTA / ABYG54LRTA

(Unit : mm)



Slim Duct

Model : ARYG12LLTB / ARYG14LLTB / ARYG18LLTB



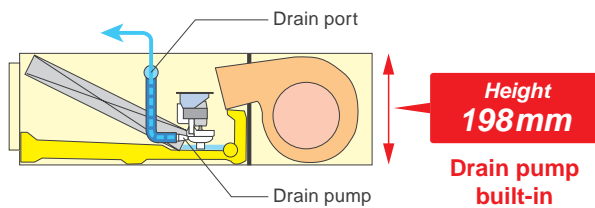
Wired R.C.



Features

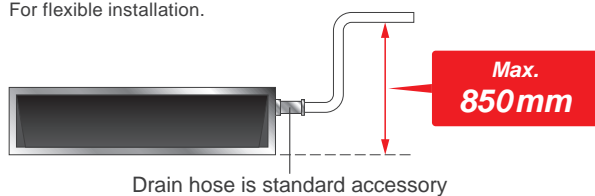
Slim design

The slim design allows installations where ceilings are narrow.



Drain hose as standard accessory

For flexible installation.



Drain hose is standard accessory

Selectable with a wide range of static pressure

By using the DC fan motor, it is possible to change the static pressure range from 0 to 90Pa.

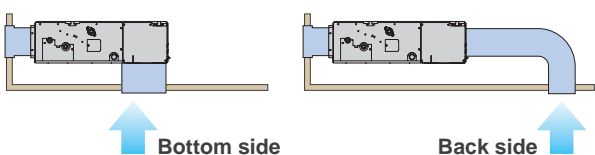
The change of static pressure range is possible by remote controller.



Static pressure range
0 to 90 Pa

Air-intake

Air intake direction can be selected to match the installation site.



Flexible installation

Ceiling concealed

Floor concealed



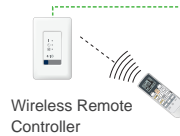
Auto Louver Grille Kit (Option)

Simple flat Auto Louver will provide comfort airflow and harmonize with luxury interior.



Auto Louver Grille

4 steps selectable and auto swing



Wireless Remote Controller

Wired Remote Controller

Optional parts

Wired Remote Controller:	UTY-RNNYM, UTY-RVNYM
Simple Remote Controller:	UTY-RSNYM
IR Receiver Kit:	UTY-LRHYM
Remote Sensor Unit:	UTY-XSZX
External Control Set:	UTD-ECSSA
Auto Louver Grille Kit:	UTD-GXSA-W (For ARYG12 / 14LLTB) UTD-GXSB-W (For ARYG18LLTB)

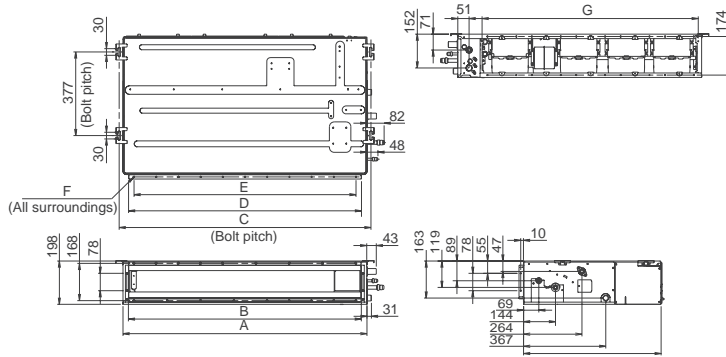


Specifications

Model No.	Indoor unit		ARYG12LLTB	ARYG14LLTB	ARYG18LLTB
	Outdoor unit		AOYG12LALL	AOYG14LALL	AOYG18LALL
Power Source	V/∅/Hz		230/1/50	230/1/50	230/1/50
Capacity	Cooling	kW	3.5(0.9~4.4)	4.3(0.9~5.4)	5.2(0.9~5.9)
	Heating		4.1(0.9~5.7)	5.0(0.9~6.5)	6.0(0.9~7.5)
Input Power	Cooling/Heating	kW	1.05/1.11	1.33/1.34	1.62/1.66
EER	Cooling	W/W	3.33	3.21	3.21
COP	Heating		3.69	3.71	3.61
Pdesign	Cooling/Heating	kW	3.5/4.2	4.3/4.5	5.2/5.2
SEER	Cooling	W/W	5.90	5.80	6.20
SCOP	Heating		4.00	3.90	4.10
Energy Efficiency Class	Cooling		A+	A+	A++
	Heating		A+	A	A+
Running Current	Cooling/Heating	A	4.8/5.1	6.1/6.1	7.2/7.4
Annual Energy Consumption	Cooling	kWh/a	207	259	293
	Heating		1467	1614	1774
Moisture Removal			l/h	1.5	2.0
Sound Pressure (Cooling)	Indoor	H/M/L/Q	29/28/26/25		
	Outdoor	High	dB(A)	47	49
Sound Power (Cooling)	Indoor	High	58	60	58
	Outdoor	High	61	62	62
Airflow Rate (High)	Indoor / Outdoor		m³/h	650/1780	800/1910
Static pressure range (Standard)			Pa	0 to 90(25)	0 to 90(25)
Net Dimension H x W x D	Indoor	mm	198x700x620	198x700x620	198x900x620
		kg(lbs)	19(42)	19(42)	23(51)
	Outdoor	mm	578x790x300	578x790x300	578x790x300
		kg(lbs)	40(88)	40(88)	40(88)
Piping Connections (Small / Large)			mm	6.35/9.52	6.35/12.70
Drain Hose Diameter (I.D./O.D.)			mm	25/32	25/32
Max Pipe Length (Pre-Charge)			m	25(15)	25(15)
Max Height Difference				15	15
Operation Range	Cooling	°CDB	-10~46	-10~46	-10~46
	Heating		-15~24	-15~24	-15~24
Refrigerant (Global Warming Potential)			R410A(1,975)	R410A(1,975)	R410A(1,975)

Dimensions Models : ARYG12LLTB / ARYG14LLTB / ARYG18LLTB

(Unit : mm)



	ARYG12 / 14LLTB	ARYG18LLTB
A	700	900
B	650	850
C	734	934
D	650	850
E	P100x6=600	P100x8=800
F	18x∅5	22x∅5
G	574	774

Medium Static Pressure Duct

Model : NEW ARYG24LMLA / NEW ARYG30LMLE / NEW ARYG36LMLE / NEW ARYG45LMLA /
ARYG36LMLA [3phase] / ARYG45LMLA [3phase]



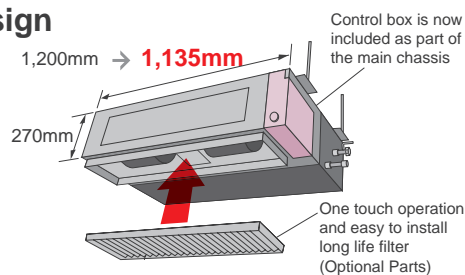
ALL
DC



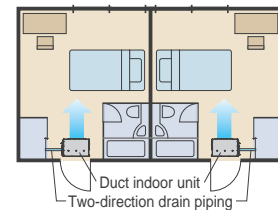
Features

Slim & Compact design

In the case of bottom return air connection, not only does the indoor unit design allow for installation in a narrow ceiling space of up to 270mm, Further space savings have been achieved by mounting the control box internally inside the chassis.



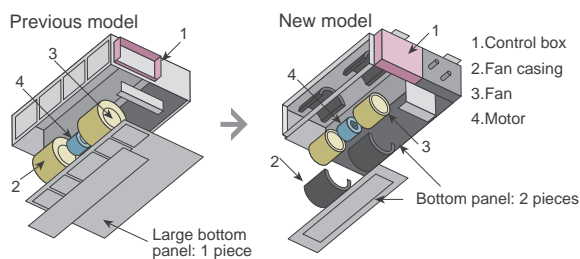
Two-direction drain piping



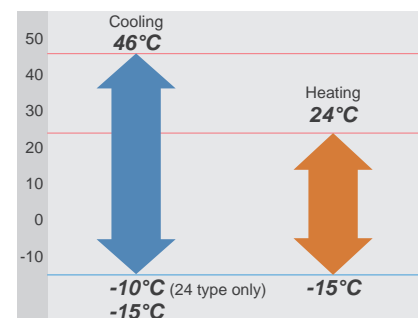
Easy maintenance

Structural improvement is attained by making the bottom panel two pieces, front and rear. The internal fan casing is also manufactured in two pieces, namely upper and lower. The maintenance of the motor and fan can be easily carried out by removing the rear panel and the lower part of the casing while leaving the main chassis installed.

See below for the case of rear suction type

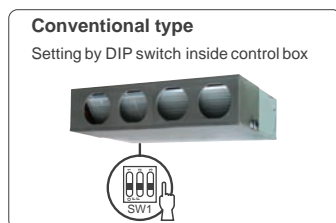


Low ambient operation



Easy installation

Main work settings can be done easily from the remote controller at installation



Main work settings
 •High ceiling setting
 •Auto restart
 •Temperature adjustment when cooling / heating



Optional parts

Wired Remote Controller:	UTY-RNNYM, UTY-RVNYM
Simple Remote Controller:	UTY-RSNYM
Flange (Round):	UTD-RF204
Flange (Square):	UTD-SF045T
Long Life Filter:	UTD-LF25NA
Remote Sensor Unit:	UTY-XSZX
External Connect Kit:	UTY-XWZXZ2 UTY-XWZXZ3
External Control Set:	UTD-ECS5A
Drain Pump Unit:	UTZ-PX1NBA
IR Receiver Kit:	UTY-LRHYM

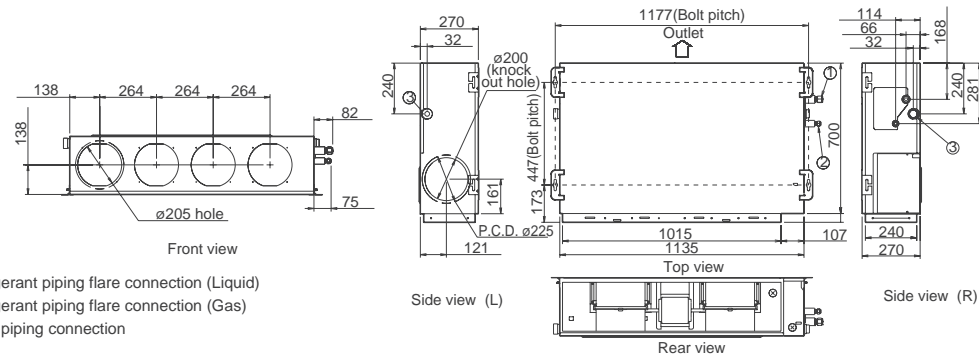


Specifications

Model No.	Indoor unit		ARYG24LMLA	ARYG30LMLE	ARYG36LMLE	ARYG45LMLA	ARYG36LMLA	ARYG45LMLA
	Outdoor unit		AOYG24LALA	AOYG30LETL	AOYG36LETL	AOYG45LETL	AOYG36LATT	AOYG45LATT
Power Source	V/∅/Hz		230/1/50	230/1/50	230/1/50	230/1/50	400/3/50	400/3/50
Capacity	Cooling	kW	6.8(0.9~8.0)	8.5(2.8~10.0)	9.4(2.8~11.2)	12.1(4.0~13.3)	10.0(4.7~11.4)	12.5(5.0~14.0)
	Heating		8.0(0.9~9.1)	10.0(2.7~11.2)	11.2(2.7~12.7)	13.3(4.2~15.5)	11.2(5.0~14.0)	14.0(5.4~16.2)
Input Power	Cooling/Heating	kW	2.21/2.26	2.65/2.68	2.96/3.10	3.77/3.68	2.84/2.87	3.89/3.88
EER	Cooling	W/W	3.08	3.21	3.18	3.21	3.52	3.21
COP	Heating		3.54	3.73	3.61	3.61	3.90	3.61
Pdesign	Cooling/Heating	kW	6.8/6.0	8.5/8.0	9.4/8.7	-	10.0/10.0	-
SEER	Cooling	W/W	6.20	5.90	5.70	-	5.80	-
SCOP	Heating		4.00	3.90	3.80	-	4.00	-
Energy Efficiency Class	Cooling		A++	A+	A+	-	A+	-
	Heating		A+	A	A	-	A+	-
Running Current	Cooling/Heating	A	9.7/9.9	11.6/11.7	13.0/13.6	16.5/16.1	4.3/4.4	5.8/5.8
Annual Energy Consumption	Cooling	kWh/a	384	504	576	-	603	-
	Heating		2098	2868	3202	-	3497	-
Moisture Removal		l/h	2.5	2.5	3.0	4.0	3.0	4.5
Sound Pressure (Cooling)	Indoor	H/M/L/Q	31/29/27/25	39/35/30/26	39/35/30/26	42/38/32/28	38/36/31/26	42/38/32/28
	Outdoor	High	52	53	54	55	51	54
Sound Power (Cooling)	Indoor	High	60	65	65	-	65	-
	Outdoor	High	67	68	69	-	67	-
Airflow Rate (High)	Indoor / Outdoor	m ³ /h	1100/2470	1900/3600	1900/3800	2100/6200	1800/6200	2100/6750
Static pressure range (Standard)		Pa	30 to 150(35)	30 to 150(47)	30 to 150(47)	30 to 150(60)	30 to 150(47)	30 to 150(60)
Net Dimension H x W x D	Indoor	mm	270x1135x700	270x1135x700	270x1135x700	270x1135x700	270x1135x700	270x1135x700
		kg(lbs)	38(84)	40(88)	40(88)	40(88)	40(88)	40(88)
	Outdoor	mm	578x790x315	830x900x330	830x900x330	1290x900x330	1290x900x330	1290x900x330
		kg(lbs)	44(97)	61(135)	61(135)	86(190)	104(229)	104(229)
Piping Connections (Small / Large)		mm	6.35/15.88	9.52/15.88	9.52/15.88	9.52/15.88	9.52/15.88	9.52/15.88
Drain Hose Diameter (I.D./O.D.)		mm	35.7/38.1	35.7/38.1	35.7/38.1	35.7/38.1	35.7/38.1	35.7/38.1
Max Pipe Length (Pre-Charge)		m	30(15)	50(20)	50(20)	50(20)	75(30)	75(30)
Max Height Difference			20	30	30	30	30	30
Operation Range	Cooling	°CDB	-10~46	-15~46	-15~46	-15~46	-15~46	-15~46
	Heating		-15~24	-15~24	-15~24	-15~24	-15~24	-15~24
Refrigerant (Global Warming Potential)			R410A (1975)	R410A (1975)	R410A (1975)	R410A (1975)	R410A (1975)	R410A (1975)

Dimensions Models : ARYG24LMLA / ARYG30LMLE / ARYG36LMLE / ARYG36LMLA / ARYG45LMLA

(Unit : mm)



High Static Pressure Duct

Model : ARYG45LHTA / ARYG54LHTA /
 ARYG45LHTA [3phase] / ARYG54LHTA [3phase] / **NEW** ARYG60LHTA [3phase]



ARYG45/54LHTA



ARYG60LHTA



Wired R.C.



Features


High energy efficiency

Significantly greater efficiency is realized by using all DC inverter technology.(60 type)

Easy installation (Compact size & Lightweight)

A compact size and lightweight indoor unit has been developed by reducing the basic chassis and the overall material weight.

(unit: mm)

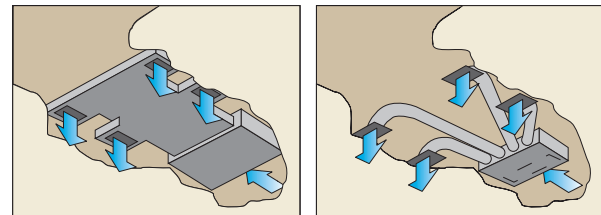


45/54 type



60 type

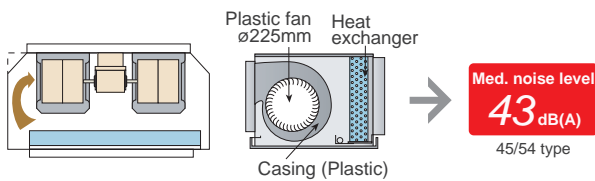
Design also corresponding to high static pressure



Low noise


Indoor unit

Cutting off the corners has enabled less turbulent airflow. Low noise is realized by adopting a plastic case and a plastic fan.

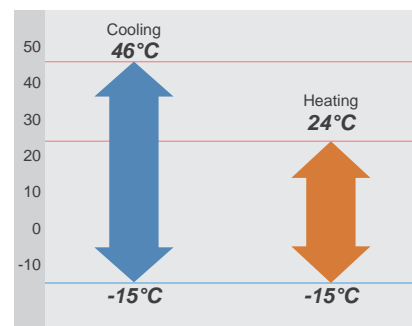


Outdoor unit

2 stage low noise mode can be selected.(Option)



Low ambient operation



Optional parts

- Wired Remote Controller: UTY-RNNYM, UTY-RVNYM
- Simple Remote Controller: UTY-RSNYM
- Long-Life Filter: UTD-LF60KA (For ARYG45/54LHTA only)
- Remote Sensor Unit: UTY-XSZX
- External Connect Kit: UTY-XWZXZ2, UTY-XWZXZ3
- External Control Set: UTD-ECS5A



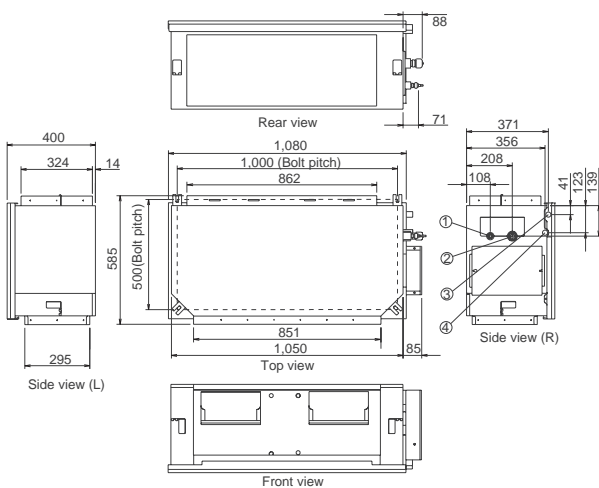
Specifications

Model No.	Indoor unit		ARYG45LHTA	ARYG54LHTA	ARYG45LHTA	ARYG54LHTA	ARYG60LHTA
	Outdoor unit		AOYG45LETL	AOYG54LETL	AOYG45LATT	AOYG54LATT	AOYG60LATT
Power Source	V/∅/Hz		230/1/50	230/1/50	400/3/50	400/3/50	400/3/50
Capacity	Cooling	kW	12.5(4.5~14.0)	13.4(5.0~14.5)	12.5(5.0~14.0)	14.0(5.4~16.0)	15.0(6.2~17.5)
	Heating		14.0(5.0~16.2)	16.0(5.5~18.0)	14.0(5.4~16.2)	16.0(5.8~18.0)	18.0(6.2~20.0)
Input Power	Cooling/Heating		kW		4.30/3.80	4.77/4.69	4.06/3.67
EER	Cooling		W/W		2.91	2.81	3.08
COP	Heating		W/W		3.68	3.41	3.81
Running Current	Cooling/Heating		A		18.9/16.7	20.9/20.5	6.1/5.5
Moisture Removal			l/h		1.5	2.0	1.5
Sound Pressure (Cooling)	Indoor	H/M/L	dB(A)		47/43/40	47/43/40	47/43/40
	Outdoor	High	dB(A)		55	55	54
Airflow Rate (High)	Indoor / Outdoor		m³/h		3350/6750	3350/6750	3350/6750
Static pressure range (Standard)			Pa		100 to 250(100)	100 to 250(100)	100 to 250(100)
Net Dimension H x W x D	Indoor	mm		400x1050x500	400x1050x500	400x1050x500	400x1050x500
		kg(lbs)		46(101)	46(101)	46(101)	46(101)
Net Dimension H x W x D	Outdoor	mm		1290x900x330	1290x900x330	1290x900x330	1290x900x330
		kg(lbs)		86(190)	86(190)	104(229)	104(229)
Piping Connections (Small / Large)			mm		9.52/15.88	9.52/15.88	9.52/15.88
Drain Hose Diameter (I.D./O.D.)			mm		23.4/25.4	23.4/25.4	23.4/25.4
Max Pipe Length (Pre-Charge)			m		50(20)	50(20)	75(30)
Height Difference			mm		30	30	30
			°CDB		-15~46	-15~46	-15~46
Operation Range	Cooling			°CDB		-15~46	-15~46
	Heating			°CDB		-15~24	-15~24
Refrigerant					R410A	R410A	R410A

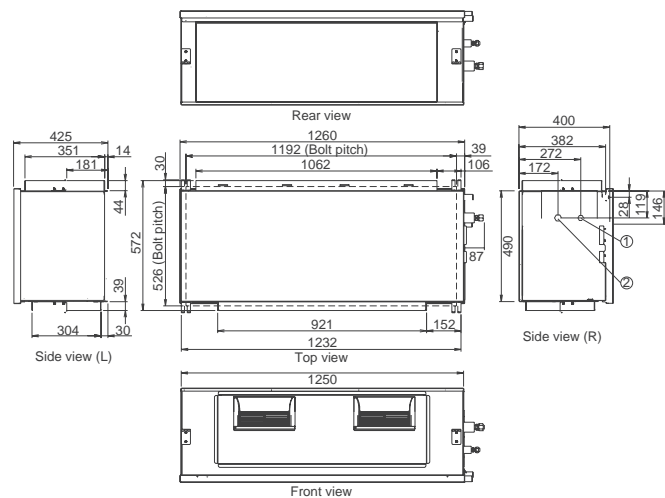
Dimensions Models : ARYG45LHTA / ARYG54LHTA / ARYG60LHTA

(Unit : mm)

Model: ARYG45LHTA / ARYG54LHTA



Model: ARYG60LHTA



- ① Refrigerant piping flare connection (Liquid) ③ Drain piping connection (Safety drain pan)
 ② Refrigerant piping flare connection (Gas) ④ Drain piping connection (Main drain pan)

High Static Pressure Duct

NEW Model : ARYC72LHTA [3phase], ARYC90LHTA [3phase]



ARYC72LHTA



ARYC90LHTA



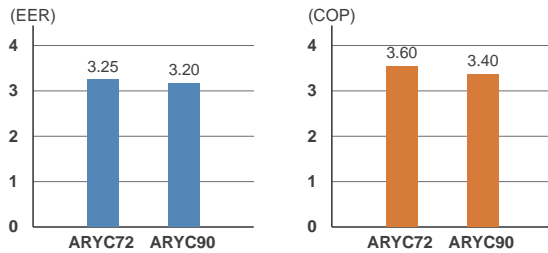
Wired R.C.



Features

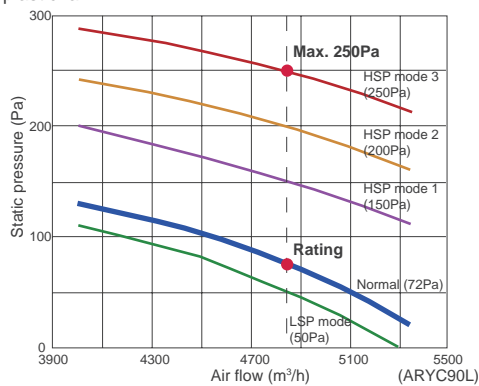
High energy efficiency

Significantly greater efficiency is realized by using DC twin rotary compressor, all DC inverter technology, and large heat exchanger.



5 Static Pressure selection

Improvement and design flexibility has allowed multiple fan speeds and static pressure modes. Low noise is realized by adopting plastic case, plastic fan.



Pursuance of amenity performance

Various remote controllers and sensors can be selected



Outdoor unit quiet operation

A low outdoor noise operation mode allows the outdoor unit to have two quiet mode operation settings.

Peak cut operation

A peak power consumption mode controls a 4 step outdoor operation control to cut down energy usage at peak energy usage times.

Easy Service & Maintenance

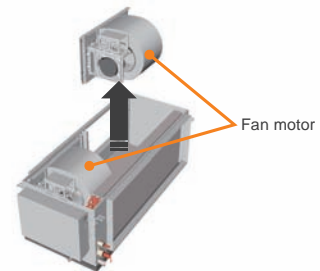
- Split front panel allows for maintenance from top or bottom of the outdoor unit
- Fan motors of the indoor unit can be removed separately

Outdoor unit

Indoor unit



Front panel



Fan motor

Optional parts

- Wired Remote Controller: UTY-RNNYM, UTY-RVNYM
- Simple Remote Controller: UTY-RSNYM
- Remote Sensor Unit: UTY-XSZX
- External Control Set: UTD-ECSSA
- External Connect Kit: UTY-XWZXZ2, UTY-XWZXZ4



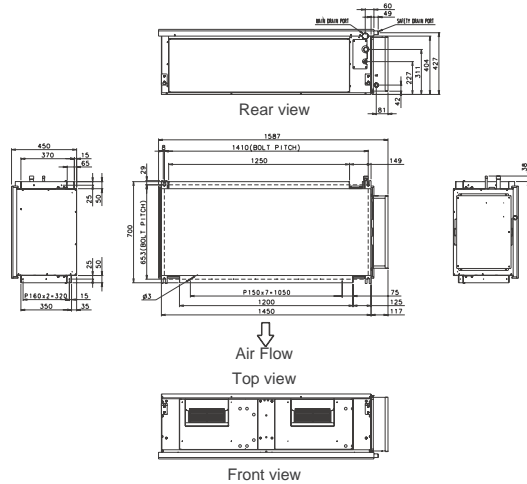
Specifications

Model No.	Indoor unit		ARYC72LHTA	ARYC90LHTA
	Outdoor unit		AOYA72LALT	AOYA90LALT
Power Source		V/∅/Hz	400/3/50	400/3/50
Capacity	Cooling	kW	20.3(10.8~23.5)	25.0(11.2~28.0)
	Heating		22.6(12.0~26.5)	28.0(12.5~31.5)
Input Power	Cooling/Heating	kW	6.25/6.27	7.82/8.24
EER	Cooling	W/W	3.25	3.20
COP	Heating		3.60	3.40
Running Current	Cooling/Heating	A	9.6 / 9.6	11.9 / 12.5
Moisture Removal		l/h	4.5	6.0
Sound Pressure (Cooling)	Indoor	H/M/L/Q dB(A)	47/44/ 41	49/46 / 43
	Outdoor		High	57
Airflow Rate (High)	Indoor / Outdoor	m ³ /h	4300/9300	4850/10700
Static pressure range (Standard)		Pa	50 to 250(72)	50 to 250(72)
Net Dimension H x W x D	Indoor	mm	450x1587x700	550x1587x700
		kg(lbs)	100(220)	110(242)
	Outdoor	mm	1690x930x765	1690x930x765
		kg(lbs)	215(473)	215(473)
Piping Connections (Small / Large)		mm	12.70/25.40	12.70/25.40
Max Pipe Length (Pre-Charge)		m	75(20)	75(20)
Height Difference			30	30
Operation Range	Cooling	°CDB	-5~46	-5~46
	Heating		-15~24	-15~24
Refrigerant			R410A	R410A

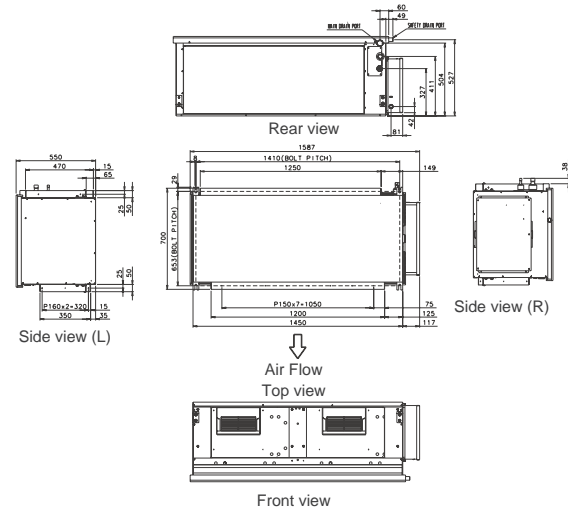
Dimensions Models : ARYC72LHTA / ARYC90LHTA


(Unit : mm)

Model: ARYC72LHTA



Model: ARYC90LHTA





Control several indoor units with one outdoor unit.
Build the optimum system you desire.


If you want to keep a large floor as well as many rooms comfortable, we recommend you use Multi Split to build a simple system using one outdoor unit. Choose from a large lineup of indoor units that best matches your rooms. You can mix and match them at will. Build the system that is just right for you.

MULTI SPLIT

Multi Split provides comfort in a variety of situations
from home to office and store.




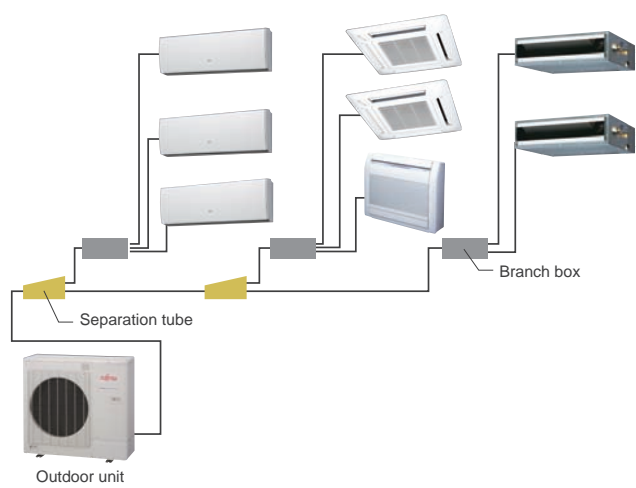
- 066** Multi type Line-up
- 068** 2 & 3-4 Rooms Multi
- 070** 8 Rooms Multi
- 074** Specifications of All Indoor Units
- 076** Multi Combination Table
- 086** Simultaneous Multi
- 088** Optional Parts for Split & Multi Split





Multi type Line-up

Multi Split Line-up

Model code Cooling rated capacity(kW)	Capacity range					
	14	18	24	30	45	
	4	5	5.4	6.8	8	14
2 Rooms Multi Up to 2 units						
 <p>Outdoor unit</p>	● AOYG14LAC2	● AOYG18LAC2				
3 Rooms Multi Up to 3 units						
 <p>Outdoor unit</p>			● AOYG18LAT3	● AOYG24LAT3		
4 Rooms Multi Up to 4 units						
 <p>Outdoor unit</p>					● AOYG30LAT4	
8 Rooms Multi Up to 8 units						
 <p>Outdoor unit</p> <p>Separation tube</p> <p>Branch box</p>					● AOYG45LBT8 NEW	

Note : 1. 2 Rooms Multi : Connectable indoor units are 2 units.

AOYG14LAC2 : Total capacity of indoor units connected must be between 4.0kW and 6.2kW.

AOYG18LAC2 : Total capacity of indoor units connected must be between 4.0kW and 7.0kW.

2. 3 Rooms Multi : Connectable indoor units are 2 to 3 units.

AOYG18LAT3 : Total capacity of indoor units connected must be between 4.0kW and 8.5kW.

AOYG24LAT3 : Total capacity of indoor units connected must be between 4.0kW and 10.5kW.







3. 4 Rooms Multi : Connectable indoor units are 3 to 4 units.

AOYG30LAT4 : Total capacity of indoor units connected must be between 7.9kW and 14.4kW.

4. 8 Rooms Multi : Connectable indoor units are 2 to 8 units.

AOYG45LBT8 : Total capacity of indoor units connected must be between 11.2kW and 18.2kW.

Connectable Indoor unit line-up

Outdoor Unit	Type		2 Rooms		3 Rooms		4 Rooms	8 Rooms
	Model name		AOYG14LAC2	AOYG18LAC2	AOYG18LAT3	AOYG24LAT3	AOYG30LAT4	AOYG45LBT8
								
Capacity (kW)	Cooling		4.0	5.0	5.4	6.8	8.0	14.0
	Heating		4.4	5.6	6.8	8.0	9.6	16.0

Indoor Unit	BTU	kW Class	Connectability							
			2 Rooms	3 Rooms	4 Rooms	8 Rooms	4 Rooms	8 Rooms	4 Rooms	8 Rooms
 ASYG07/09/12LJ	7000	2.0	●	●	●	●	●	●	●	
	9000	2.5	●	●	●	●	●	●	●	
	12000	3.5	●	●	●	●	●	●	●	
 ASYG07/09/12/14LM NEW	7000	2.0	●	●	●	●	●	●	●	
	9000	2.5	●	●	●	●	●	●	●	
	12000	3.5	●	●	●	●	●	●	●	
 ASYG07/09/12/14LU	14000	4.0	—	●	●	●	●	●	●	
	18000	5.0	—	—	—	●	●	●	●	
 ASYG18/24LF	24000	7.0	—	—	—	—	●	●	●	
	9000	2.5	—	●	●	●	●	●	●	
 AGYG09/12/14LV	12000	3.5	—	●	●	●	●	●	●	
	14000	4.0	—	—	●	●	●	●	●	
	7000	2.0	—	●	●	●	●	●	●	
 AUYG07/09/12/14/18LV	9000	2.5	—	●	●	●	●	●	●	
	12000	3.5	—	●	●	●	●	●	●	
	14000	4.0	—	—	●	●	●	●	●	
	18000	5.0	—	—	—	●	●	●	●	
 ABYG14/18LV	14000	4.0	—	—	●	●	●	●	●	
	18000	5.0	—	—	—	●	●	●	●	
 ARYG07/09/12/14/18LL	7000	2.0	—	●	●	●	●	●	●	
	9000	2.5	—	●	●	●	●	●	●	
	12000	3.5	—	●	●	●	●	●	●	
	14000	4.0	—	—	●	●	●	●	●	
	18000	5.0	—	—	—	●	●	●	●	

Indoor unit features

Indoor Unit	Up/Down	Double	Adjust	Restart	Auto Changeover	HEAT	Fresh	Fresh	Economy	POWERFUL	Sleep	Program	Weekly	W-S	Filter	Ion	AF	Wash
ASYG07/09/12LJ	●	●	●	●	●	●	●	●	●	●	●	●	●	○	●	●	●	●
ASYG07/09/12/14LM	●	●	●	●	●	●	●	●	●	●	●	●	●	○	●	●	●	●
ASYG07/09/12/14LU	●	●	●	●	●	●	●	●	●	●	●	●	●	○	●	●	●	●
ASYG18/24LF	●	●	●	●	●	●	●	●	●	●	●	●	●	○	●	●	●	●
AGYG09/12/14LV	●	●	●	●	●	●	●	●	●	●	●	●	●	○	●	●	●	●
AUYG07/09/12/14/18LV	●	●	●	●	●	●	○	○	●	●	●	●	●	○	●	●	●	●
ABYG14/18LV	●	●	●	●	●	●	○	○	●	●	●	●	●	○	●	●	●	●
ARYG07/09/12/14/18LL	○	●	●	●	●	○	○	○	●	●	○	○	●	●	●	●	●	●

○: Optional function

2 & 3-4 Rooms Multi

2 Rooms : AOYG14LAC2 / AOYG18LAC2

3 Rooms : AOYG18LAT3 / AOYG24LAT3

4 Rooms : AOYG30LAT4

ALL
DC



Features

Space-saving installation

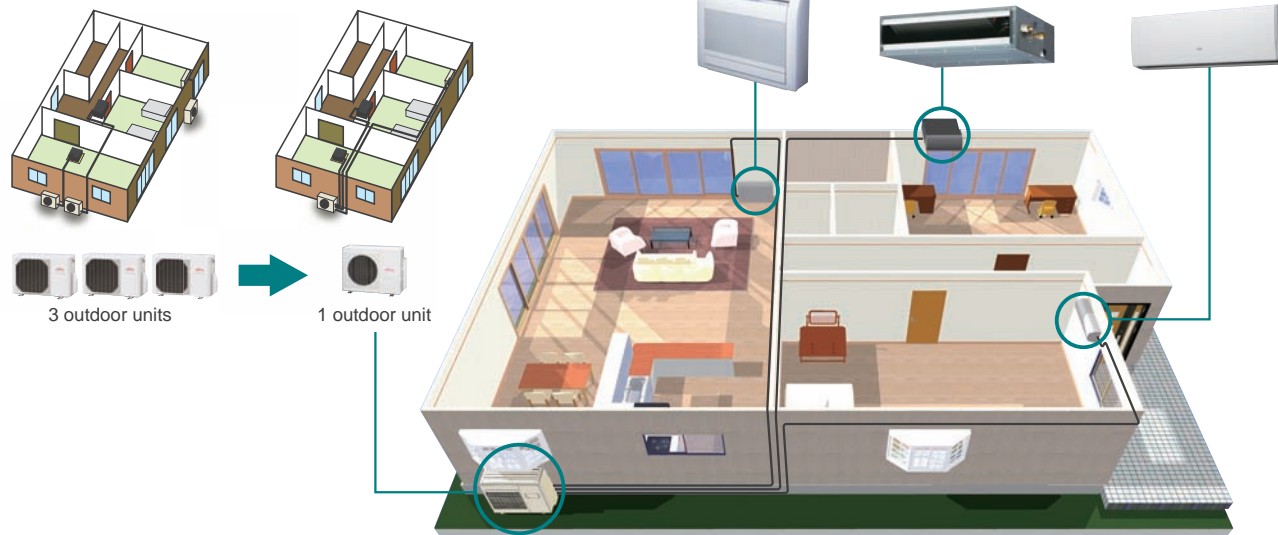
Multiple indoor units can be connected to 1 outdoor unit, and long piping connection is also possible. Compared with single type, the outdoor unit can be installed in various places to realize the space-saving installation.

Wide range of indoor units with various models

8 types 28 models are lined up in the capacity range from 2kW to 7kW class. Wide range of needs can be met from rooms of private homes to large shops and hotels.

Ex.) Single type installation

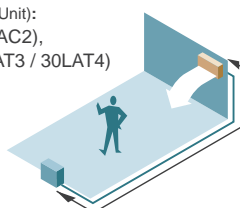
Multi type installation



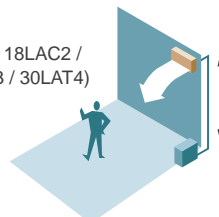
Flexible installation

Up to max. piping length of 70m (AOYG30LAT4), max. height difference of 15m can be supported. Multi type can be installed at large-size residence or buildings with multiple floors.

Max. Piping Length (Each Unit):
20m (AOYG14LAC2 / 18LAC2),
25m (AOYG18LAT3 / 24LAT3 / 30LAT4)



Max. Height:
15m (AOYG14LAC2 / 18LAC2 /
18LAT3 / 24LAT3 / 30LAT4)



Total Piping Length:
30m (AOYG14LAC2 / 18LAC2),
50m (AOYG18LAT3 / 24LAT3),
70m (AOYG30LAT4)

Specifications (2 ROOMS, 3 ROOMS, 4 ROOMS)

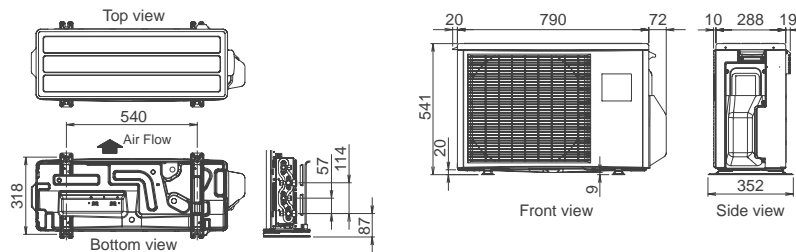
Model No.	Outdoor unit		AOYG14LAC2	AOYG18LAC2	AOYG18LAT3	AOYG24LAT3	AOYG30LAT4
Power Source		V/∅/Hz	230/1/50	230/1/50	230/1/50	230/1/50	230/1/50
Rated Capacity (min-max)	Cooling	kW	4.0(1.4-4.4)	5.0(1.7-5.6)	5.4(1.8-6.8)	6.8(1.8-8.5)	8.0(3.5-10.1)
	Heating		4.4(1.1-5.4)	5.6(1.8-6.1)	6.8(2.0-8.0)	8.0(2.0-8.8)	9.6(3.7-12.0)
EER	Cooling	W/W	3.67	3.21	4.00	3.51	3.60
COP	Heating		4.27	3.97	4.20	4.00	4.00
Sound Pressure (High)	Cooling	dB(A)	47	50	46	48	50
	Heating		49	51	47	49	51
Sound Power (High)	Cooling		61	63	65	68	68
	Heating		63	64	67	70	70
Net Dimension H x W x D		mm	540x790x290	540x790x290	700x900x330	700x900x330	830x900x330
Weight		kg(lbs)	37(82)	38(84)	55(121)	55(121)	68(150)
Connection pipe Piping Connections	Small (Liquid)	mm	∅6.35x2	∅6.35x2	∅6.35x3	∅6.35x3	∅6.35x4 *(∅6.35x3, ∅9.52)
	Large (Gas)		∅9.52x2	∅9.52x2 *(∅9.52, ∅12.7)	∅9.52x2, ∅12.7 *(∅9.52x3)	∅9.52x2, ∅12.7 *(∅9.52x3)	∅9.52x2, ∅12.7x2 *(∅9.52x3, ∅12.7) *(∅9.52x2, ∅12.7, ∅15.88)
Max. Length	Total / Each		30 / 20	30 / 20	50 / 25	50 / 25	70 / 25
Max. Height Difference	Between Outdoor Unit and Each Indoor Units.	m	15	15	15	15	15
	Between Indoor Units.		10	10	10	10	10
Operation Range	Cooling	°CDB	10-46	10-46	-10-46	-10-46	0-46
	Heating		-15-24	-15-24	-15-24	-15-24	-10-24
Refrigerant			R410A	R410A	R410A	R410A	R410A

* Connect to connection valve by the adapter.

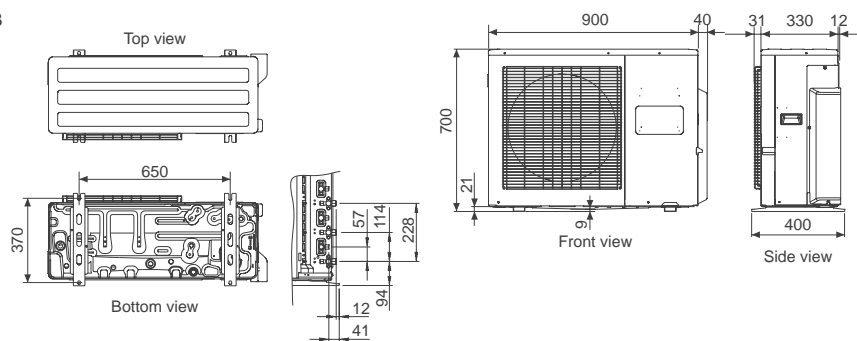
Dimensions

(Unit : mm)

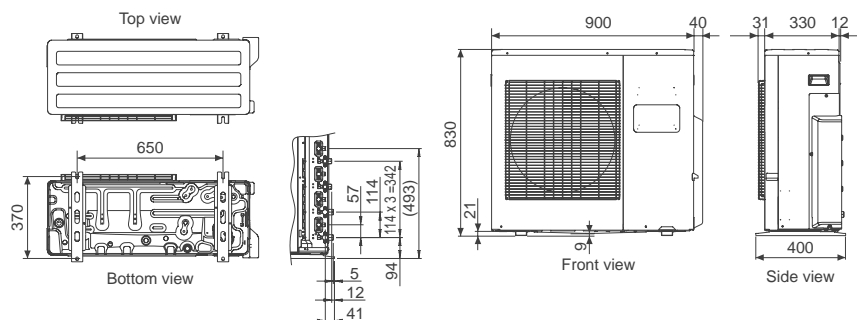
Models : AOYG14LAC2 / AOYG18LAC2



Models : AOYG18LAT3 / AOYG24LAT3



Models : AOYG30LAT4



8 Rooms Multi

NEW 8 Rooms : AOYG45LBT8

ALL
DC







Features

High Efficiency & Compact

Compact outdoor unit



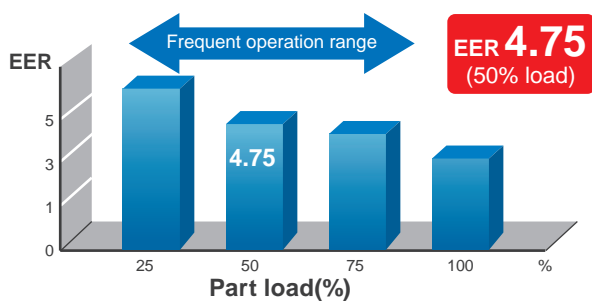
Innovated technology

-  **High efficiency large fan :**
New high efficiency fan is mounted.
-  **DC fan motor :**
High performance and high efficiency has been realized by using a small DC fan motor.
-  **Heat exchanger :**
Reduced compact size and energy saving has been realized by utilizing high density piping design and 3-Row heat exchanger.
-  **High efficiency DC twin rotary compressor :**
A high performance, low noise, large capacity DC twin rotary compressor is used.

High seasonal efficiency

The actual performance is conducted under various outside temperatures depending on weather and seasons, furthermore, especially for multi system, not all the rooms are operated all the time. So over 90% of actual operation time, air conditioners are operated at partial capacity instead of rated capacity. Considering these, we focused on energy-saving performance which is based on actual use.

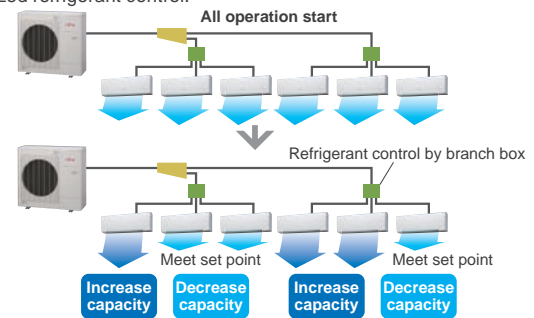
Efficiency of part load performance was drastically improved by developing ALL DC and our own inverter system.



More Comfort

Quick comfort by optimized refrigerant control

Every room meets the set point most quickly and comfortably by optimized refrigerant control.



Features

Central Remote Controller Option

Central remote controller developed for residential applications. All indoor units can be batched controlled using simple operations. Schedule management and other functions can be used to achieve even greater energy savings.

Central & Individual Control

Batched control of up to 8 indoor units. The temperature, airflow volume, and remote control prohibition settings of all indoor units can be batched.

User-friendly operation

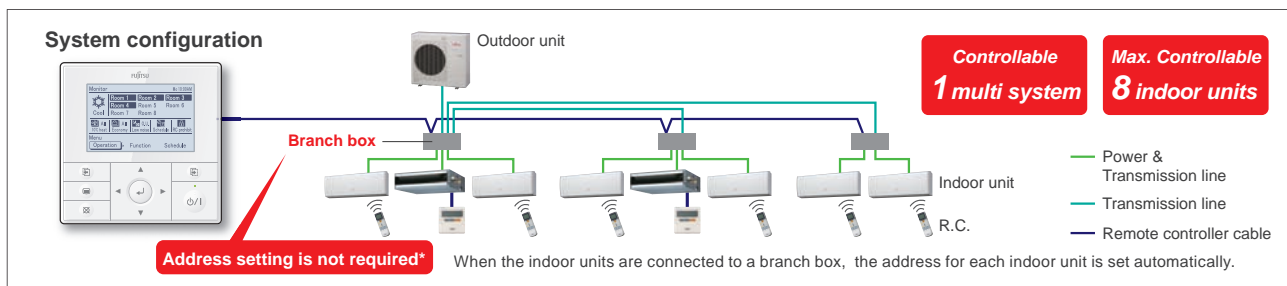
- Large backlight LED screen
- Large easy-to-see operation panel



UTY-DMMYM

Multiple language support

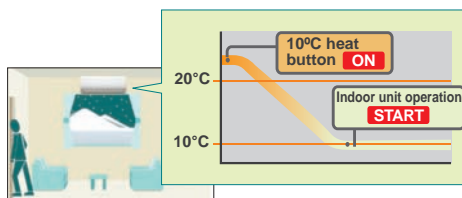
Corresponds to 9 different languages (English, German, French, Spanish, Russian, Portuguese, Italian, Greek, and Turkish)



*Note : Cross-over connections are not allowed in the refrigerant system. Group settings are not allowed.

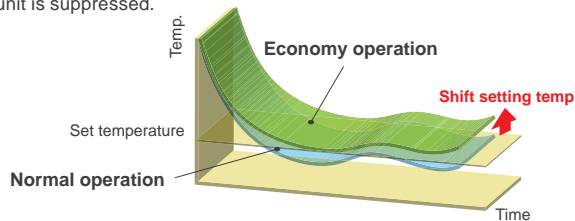
10°C heat operation

When you leave, minimum heating operation is performed to maintain the room temperature (maintain at 10°C).



Economy operation

Economy operation is energy saving, as the set temperature of indoor unit is shifted by 1°C and the maximum electric value of the outdoor unit is suppressed.

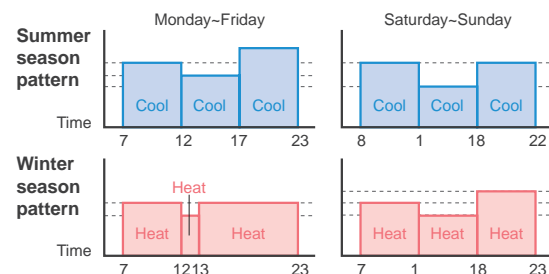


Prohibited Settings

The remote controller operation of all indoor units comes with a lock function to prevent unapproved operations in the various rooms. The central remote controller also has a key lock function to prevent children from playing with it, etc

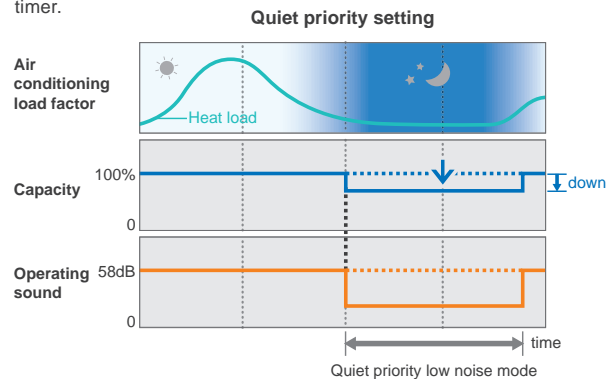
Weekly schedule timer

The ON/OFF setting can be set for 4 times a day. Two weekly patterns can be set to match the cooling and heating seasons.



Low noise operation

Users can choose from 4 low noise levels, depending on the installation environment. The operation time can be set using the timer.



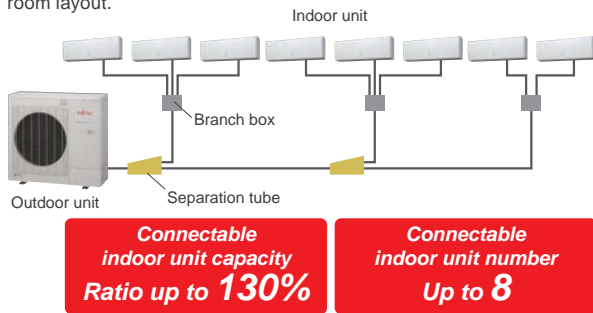
8 Rooms Multi

Features

Flexible Design & Easy Installation

Large capacity connection

Up to 8 indoor units can be connected to one outdoor unit. A maximum of 130% indoor unit connectable capacity. Match any room layout.



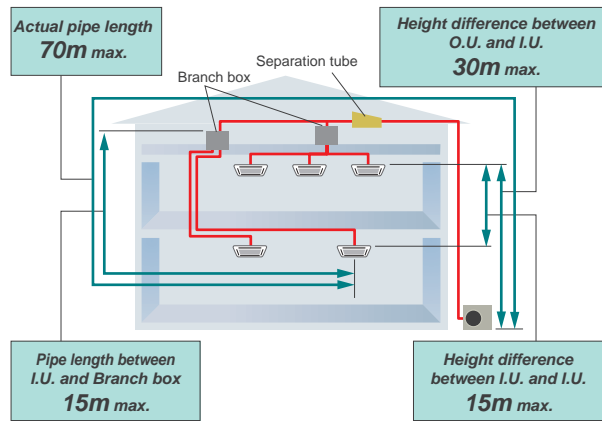
Connectable indoor unit capacity Ratio up to 130%

Connectable indoor unit number Up to 8

Long piping design

Can be installed in high rise condominiums or commercial buildings.

Total pipe length 115m max.



All flare piping connection and simple installation that minimizes wiring mistakes.

Wiring mistake automatic check function

The check operation detects wiring mistakes in advance.

Simple all flare piping connection

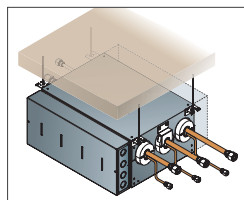
Simple wiring connection that is not cross connection

Wiring connection is the same as single split or multi type.

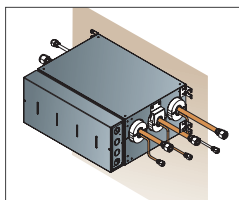
- Piping
- Power & Transmission line
- Transmission line
- - - - Power supply

Branch Box can be mounted flexibly.

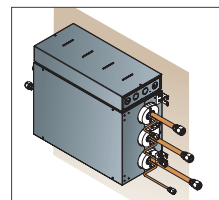
Allowed Branch Box Mounting Direction



Hanging from the ceiling
Do not hang from the ceiling when performing a vertical installation.



Horizontal Wall Mounting
Install the unit with its top side facing upwards.



Vertical Wall Mounting
Install the unit with the control box facing upwards.

Specifications

Model name			AOYG45LBT8
Maximum Connectable Indoor Unit			8
Indoor unit connectable capacity	Cooling	kW	11.2 - 18.2
Power source		V/∅/Hz	230/1/50
Rated Capacity	Cooling	kW	14.0
	Heating		16.0
Input Power	Cooling	kW	5.20
	Heating		5.07
Air flow rate	Cooling	m³/h	4,650
	Heating		4,800
Sound pressure level	Cooling	dB(A)	56
	Heating		58
Heat exchanger fin			Plate fin coil
Net Dimensions H x W x D		mm	914 x970x370
Weight		kg(lbs)	98 (217)
Piping Connections (Small / Large)		mm	9.52/15.88
Max Pipe Length			115 (Total)
Max Height Difference (O.U ~ I.U)		m	30
Operating range	Cooling	°CDB	-5 to 46
	Heating		-15 to 24
Refrigerant			R410A

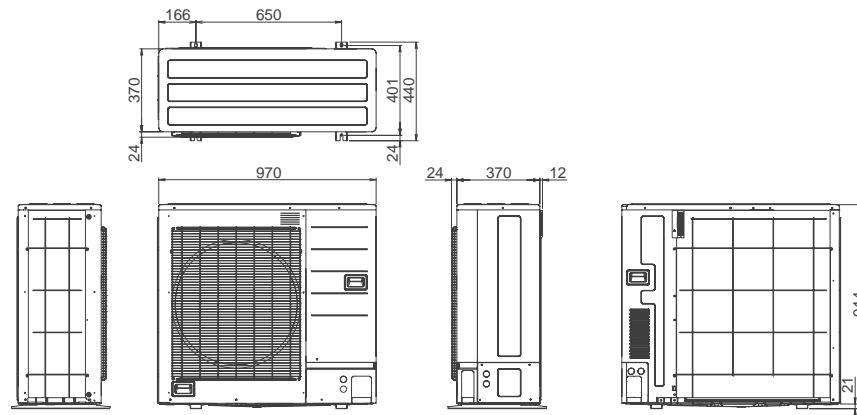
Model name			UTP-PY03A	UTP-PY02A
Connectable indoor unit			1 to 3 Units	1 to 2 Units
Power source			1∅ 230V ~50Hz	1∅ 230V ~50Hz
Available voltage range			198-264V	198-264V
Power consumption	W		10	10
Running current	A		0.05	0.05
Dimensions (HxWxD)			195x433x370	195x433x370
Weight			9	9
Connection pipe	Size	Liquid	Main: 9.52x1, Branch:6.35x3	Main: 9.52x1, Branch:6.35x2
		Gas	Main: 15.88x1, Branch:12.7x3	Main: 15.88x1, Branch:12.7x2
	Method		Flare	Flare

Note: Specifications are based on the following conditions.
Power source of specifications: 230V.

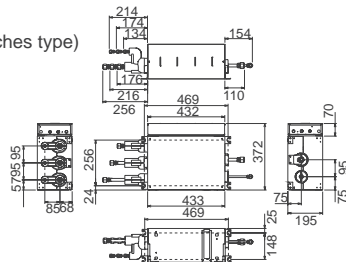
Dimensions

(Unit : mm)

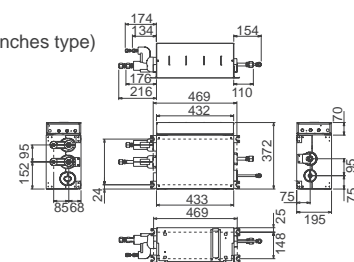
Outdoor Unit : AOYG45LBT8



Branch Box : UTP-PY03A (3 branches type)



Branch Box : UTP-PY02A (2 branches type)



Specifications of All Indoor Units

Specifications

Compact wall mounted



Model No.	Indoor unit		ASYG07LUCA	ASYG09LUCA	ASYG12LUCA	ASYG14LUCA
kW Class	kW		2.0	2.5	3.5	4.0
Power Source	V/Ø/Hz		230/1/50	230/1/50	230/1/50	230/1/50
Sound Pressure Level	Cooling	H/M/L/Q	35/30/28/21	36/32/28/21	37/34/31/21	41/36/33/25
	Heating		35/30/28/21	36/32/28/21	37/34/31/21	41/36/34/27
Sound Power Level	Cooling	H	53	54	55	59
	Heating		53	54	55	59
Air Flow	Cooling	H/M/L/Q	570/520/470/330	600/550/470/330	660/600/530/330	710/640/570/390
	Heating		570/520/470/330	600/550/470/330	660/600/530/330	710/640/590/430
Net Dimension	mm		282x870x185	282x870x185	282x870x185	282x870x185
Weight	kg(lbs)		9.5(21)	9.5(21)	9.5(21)	9.5(21)
Pipe Size	Liquid/Gas	mm	Ø6.35/Ø9.52	Ø6.35/Ø9.52	Ø6.35/Ø9.52	Ø6.35/Ø12.7

Wall mounted



Model No.	Indoor unit		ASYG07LMCA*1	ASYG09LMCA	ASYG12LMCA	ASYG14LMCA*1	ASYG18LFCA	ASYG24LFCC
kW Class	kW		2.0	2.5	3.5	4.0	5.0	7.0
Power Source	V/Ø/Hz		230/1/50	230/1/50	230/1/50	230/1/50	230/1/50	230/1/50
Sound Pressure Level	Cooling	H/M/L/Q	36/32/29/21	37/33/29/21	40/36/30/21	42/38/33/25	43/37/33/26	49/42/37/33
	Heating		36/32/29/22	37/33/29/22	40/36/31/22	42/38/35/27	42/37/33/25	48/42/37/33
Sound Power Level	Cooling	H	51	52	54	56	58	64
	Heating		51	52	55	57	58	64
Air Flow	Cooling	H/M/L/Q	560/500/430/310	600/520/430/310	660/560/450/310	730/600/530/360	900/740/620/550	1120/900/740/620
	Heating		560/500/430/330	600/520/430/330	660/560/470/330	730/620/570/380	900/740/620/550	1100/900/740/620
Net Dimension	mm		268x840x203	268x840x203	268x840x203	268x840x203	320x998x238	320x998x238
Weight	kg(lbs)		8.5(19)	8.5(19)	8.5(19)	8.5(19)	14(30.8)	14(30.8)
Pipe Size	Liquid/Gas	mm	Ø6.35/Ø9.52	Ø6.35/Ø9.52	Ø6.35/Ø9.52	Ø6.35/Ø12.7	Ø6.35/Ø12.7	Ø6.35/Ø15.88

*1: Specifications of ASYG07/14LMCA are provisional for your reference. The contents of formal specifications might be different from these.

Wall mounted & Floor



Model No.	Indoor unit		ASYG07LJCA	ASYG09LJCA	ASYG12LJCA	AGYG09LVCA	AGYG12LVCA	AGYG14LVCA
kW Class	kW		2.0	2.5	3.5	2.5	3.5	4.0
Power Source	V/Ø/Hz		230/1/50	230/1/50	230/1/50	230/1/50	230/1/50	230/1/50
Sound Pressure Level	Cooling	H/M/L/Q	36/32/29/21	37/33/29/21	40/36/30/21	39/34/28/22	42/36/30/22	44/38/31/22
	Heating		36/32/29/22	37/33/29/22	40/36/31/22	39/35/30/22	42/38/32/22	44/39/33/22
Sound Power Level	Cooling	H	51	52	54	52	55	56
	Heating		51	52	54	52	55	56
Air Flow	Cooling	H/M/L/Q	560/500/430/310	600/520/430/310	660/560/450/310	530/440/360/270	600/490/380/270	650/520/400/270
	Heating		560/500/430/330	600/520/430/330	660/560/470/330	530/460/380/270	600/510/410/270	650/540/430/270
Net Dimension	mm		280x790x203	280x790x203	280x790x203	600x740x200	600x740x200	600x740x200
Weight	kg(lbs)		8(17.6)	8(17.6)	8(17.6)	14(30.7)	14(30.7)	14(30.7)
Pipe Size	Liquid/Gas	mm	Ø6.35/Ø9.52	Ø6.35/Ø9.52	Ø6.35/Ø9.52	Ø6.35/Ø9.52	Ø6.35/Ø9.52	Ø6.35/Ø12.7

Floor ceiling



Model No.	Indoor unit			ABYG14LVTA	ABYG18LVTB
kW Class	kW			4.0	5.0
Power Source	V/Ø/Hz			230/1/50	230/1/50
Sound Pressure Level	Cooling	H/M/L/Q	dB(A)	36/34/33/29(Under ceiling)	41/38/34/32(Under ceiling)
	Heating			39/37/36/32(Floor console)	44/41/37/35(Floor console)
Sound Power Level	Cooling	H	dB(A)	36/34/33/29(Under ceiling)	41/38/34/32(Under ceiling)
	Heating			39/37/36/32(Floor console)	44/41/37/35(Floor console)
Air Flow	Cooling	H/M/L/Q	m³/h	640/590/540/480	780/700/560/500
	Heating			640/590/540/480	780/700/560/500
Net Dimension	mm			199x990x655	199x990x655
Weight	kg(lbs)			27(60)	27(60)
Pipe Size	Liquid/Gas	mm		Ø6.35/Ø12.7	Ø6.35/Ø12.7

Compact cassette



Model No.	Indoor unit			AUYG07LVLA	AUYG09LVLA	AUYG12LVLB	AUYG14LVLB	AUYG18LVLB
kW Class	kW			2.0	2.5	3.5	4.0	5.0
Power Source	V/Ø/Hz			230/1/50	230/1/50	230/1/50	230/1/50	230/1/50
Sound Pressure Level	Cooling	H/M/L/Q	dB(A)	33/31/29/27	33/31/29/27	37/33/31/28	40/35/32/29	42/37/33/29
	Heating			34/32/29/27	34/32/29/27	37/33/31/28	40/37/34/29	44/40/37/30
Sound Power Level	Cooling	H	dB(A)	46	46	49	52	54
	Heating			47	47	49	52	56
Air Flow	Cooling	H/M/L/Q	m³/h	540/490/440/390	540/490/440/390	610/530/470/410	680/580/490/410	750/610/520/410
	Heating			540/490/440/390	540/490/440/390	610/530/470/410	700/620/550/430	800/710/600/450
Net Dimension	mm			245x570x570	245x570x570	245x570x570	245x570x570	245x570x570
Weight	kg(lbs)			15(33.1)	15(33.1)	15(33.1)	15(33.1)	15(33.1)
Cassette Grille				UTG-UFYD-W				
Pipe Size	Liquid/Gas	mm		Ø6.35/Ø9.52	Ø6.35/Ø9.52	Ø6.35/Ø9.52	Ø6.35/Ø12.7	Ø6.35/Ø12.7

Slim duct



Model No.	Indoor unit			ARYG07LLTA	ARYG09LLTA	ARYG12LLTB	ARYG14LLTB	ARYG18LLTB
kW Class	kW			2.0	2.5	3.5	4.0	5.0
Power Source	V/Ø/Hz			230/1/50	230/1/50	230/1/50	230/1/50	230/1/50
Sound Pressure Level	Cooling	H/M/L/Q	dB(A)	28/26/25/24	28/27/26/25	29/28/27/26	32/30/28/26	32/31/30/29
	Heating			28/26/25/24	28/26/25/24	29/28/27/24	33/30/28/25	33/32/31/29
Sound Power Level	Cooling	H	dB(A)	57	57	58	60	58
	Heating			57	57	58	61	59
Air Flow	Cooling	H/M/L/Q	m³/h	550/490/470/440	600/550/500/450	650/600/550/480	800/700/600/480	940/880/820/750
	Heating			550/490/470/440	600/550/500/450	650/600/550/480	800/700/600/480	940/880/820/750
Net Dimension	mm			198x700x620	198x700x620	198x700x620	198x700x620	198x900x620
Weight	kg(lbs)			17(37.5)	19(41.8)	19(41.8)	19(41.8)	23(50.6)
Pipe Size	Liquid/Gas	mm		Ø6.35/Ø9.52	Ø6.35/Ø9.52	Ø6.35/Ø9.52	Ø6.35/Ø12.7	Ø6.35/Ø12.7
External static pressure				0 to 90				
Drain pump				Standard				

Multi Combination Table

2 Rooms Multi cooling

AOYG14LAC2	Combination of Indoor Unit		COOLING OPERATION							
			Cooling Capacity			Input Power (min-max)	EER	Seasonal Data		
			Room 1	Room 2	Total Capacity (min-max)			Pdesign	SEER	Energy efficiency class
			kW	kW	kW	kW				
2 Room	7	7	2.00	2.00	4.00 (1.4 - 4.4)	1.09 (0.35 - 1.40)	3.67	4.0	6.7	A++
	7	9	1.95	2.05	4.00 (1.4 - 4.4)	1.09 (0.35 - 1.40)	3.67	4.0	6.6	A++
	7	12	1.65	2.35	4.00 (1.4 - 4.6)	1.05 (0.35 - 1.47)	3.81	4.0	6.5	A++
	9	9	2.00	2.00	4.00 (1.4 - 4.5)	1.09 (0.35 - 1.43)	3.67	4.0	6.6	A++
	9	12	1.70	2.30	4.00 (1.4 - 4.7)	1.05 (0.35 - 1.47)	3.81	4.0	6.5	A++

- Note: •7:7000Btu/h / 9:9000Btu/h / 12:12000Btu/h models
 •The above is the value for connecting with Wall Mounted type.
 •2 or more indoor units should be connected.
 •Cooling capacity is based on 27°CDB/19°CWB (indoor temperature), 35°CDB (outdoor temperature).
 •Pipe Length: 5m, Height difference: 0m (Outdoor unit to Indoor unit)
 •The Total ability of connected a indoor unit is up to 21000Btu from 14000Btu.

AOYG18LAC2	Combination of Indoor Unit		COOLING OPERATION							
			Cooling Capacity			Input Power (min-max)	EER	Seasonal Data		
			Room 1	Room 2	Total Capacity (min-max)			Pdesign	SEER	Energy efficiency class
			kW	kW	kW	kW				
2 Room	7	7	2.10	2.10	4.20 (1.7 - 5.2)	1.24 (0.35 - 1.68)	3.39	4.2	7.0	A++
	7	9	2.10	2.50	4.60 (1.7 - 5.3)	1.26 (0.35 - 1.79)	3.65	4.6	6.8	A++
	7	12	1.90	3.10	5.00 (1.7 - 5.6)	1.55 (0.35 - 1.95)	3.23	5.0	6.5	A++
	7	14	1.80	3.20	5.00 (1.8 - 5.7)	1.55 (0.40 - 1.99)	3.23	5.0	6.5	A++
	9	9	2.50	2.50	5.00 (1.7 - 5.6)	1.56 (0.35 - 1.95)	3.21	5.0	6.6	A++
	9	12	2.10	2.90	5.00 (1.7 - 5.7)	1.55 (0.35 - 1.95)	3.23	5.0	6.5	A++
	9	14	2.00	3.00	5.00 (1.8 - 5.8)	1.55 (0.40 - 1.99)	3.23	5.0	6.4	A++
	12	12	2.50	2.50	5.00 (1.7 - 5.8)	1.56 (0.35 - 1.99)	3.21	5.0	6.4	A++

- Note: •7:7000Btu/h / 9:9000Btu/h / 12:12000Btu/h / 14:14000Btu/h models
 •The above is the value for connecting with Wall Mounted type.
 •2 or more indoor units should be connected.
 •Cooling capacity is based on 27°CDB/19°CWB (indoor temperature), 35°CDB (outdoor temperature).
 •Pipe Length: 5m, Height difference: 0m (Outdoor unit to Indoor unit)
 •The Total ability of connected a indoor unit is up to 24000Btu from 14000Btu.
 •Where "14" means "wall mounted type" only models. Other types of indoor units can not be connected.

3 Rooms Multi cooling

AOYG18LAT3	Combination of Indoor Unit			COOLING OPERATION									
				Cooling Capacity				Input Power (min-max)	EER	Seasonal Data			
				Room 1	Room 2	Room 3	Total Capacity (min-max)			Pdesign	SEER	Energy efficiency class	
				kW	kW	kW	kW	kW					
2 Room	7	7	-	2.30	2.30	-	4.60 (1.8 - 5.0)	1.22 (0.50 - 1.43)	3.77	4.6	6.3	A++	
	7	9	-	2.30	2.70	-	5.00 (1.8 - 5.7)	1.35 (0.50 - 1.81)	3.70	5.0	6.2	A++	
	7	12	-	1.98	3.02	-	5.00 (1.8 - 6.1)	1.34 (0.50 - 2.06)	3.73	5.0	6.2	A++	
	7	14	-	1.88	3.42	-	5.30 (1.8 - 6.6)	1.34 (0.50 - 2.06)	3.96	5.3	6.1	A++	
	9	9	-	2.50	2.50	-	5.00 (1.8 - 6.2)	1.35 (0.50 - 2.06)	3.70	5.0	6.2	A++	
	9	12	-	2.18	2.82	-	5.00 (1.8 - 6.3)	1.35 (0.50 - 2.06)	3.70	5.0	6.2	A++	
	9	14	-	2.07	3.23	-	5.30 (1.8 - 6.7)	1.35 (0.50 - 2.06)	3.93	5.3	6.1	A++	
	12	12	-	2.55	2.55	-	5.10 (1.8 - 6.3)	1.35 (0.50 - 2.06)	3.78	5.1	6.1	A++	
	12	14	-	2.41	2.89	-	5.30 (1.8 - 6.7)	1.35 (0.50 - 2.06)	3.93	5.3	6.1	A++	
	3 Room	7	7	7	1.80	1.80	1.80	5.40 (1.8 - 6.8)	1.35 (0.50 - 2.06)	4.00	5.4	6.9	A++
		7	7	9	1.70	1.70	2.90	5.40 (1.8 - 6.8)	1.35 (0.50 - 2.06)	4.00	5.4	6.9	A++
		7	7	12	1.53	1.53	2.33	5.40 (1.8 - 6.8)	1.35 (0.50 - 2.06)	4.00	5.4	6.7	A++
7		7	14	1.41	1.41	2.58	5.40 (2.0 - 6.8)	1.35 (0.60 - 2.06)	4.00	5.4	6.7	A++	
7		9	9	1.61	1.89	1.89	5.40 (1.8 - 6.8)	1.35 (0.50 - 2.06)	4.00	5.4	6.8	A++	
7		9	12	1.46	1.72	2.22	5.40 (1.8 - 6.8)	1.35 (0.50 - 2.06)	4.00	5.4	6.7	A++	
7		9	14	1.35	1.58	2.47	5.40 (2.0 - 6.8)	1.35 (0.60 - 2.06)	4.00	5.4	6.7	A++	
9		9	9	1.80	1.80	1.80	5.40 (1.8 - 6.8)	1.35 (0.50 - 2.06)	4.00	5.4	6.8	A++	
9		9	12	1.64	1.64	2.12	5.40 (1.8 - 6.8)	1.35 (0.50 - 2.06)	4.00	5.4	6.7	A++	

AOYG24LAT3	Combination of Indoor Unit			COOLING OPERATION									
				Cooling Capacity				Input Power (min-max)	EER	Seasonal Data			
				Room 1	Room 2	Room 3	Total Capacity (min-max)			Pdesign	SEER	Energy efficiency class	
				kW	kW	kW	kW	kW					
2 Room	7	7	-	2.30	2.30	-	4.60 (1.8 - 5.0)	1.20 (0.50 - 1.40)	3.83	4.6	6.3	A++	
	7	9	-	2.30	2.70	-	5.00 (1.8 - 5.7)	1.36 (0.50 - 1.78)	3.68	5.0	6.2	A++	
	7	12	-	2.38	3.42	-	5.80 (1.8 - 6.1)	1.70 (0.50 - 1.97)	3.41	5.8	6.1	A++	
	7	14	-	2.37	4.13	-	6.50 (1.8 - 7.2)	1.91 (0.50 - 2.46)	3.40	6.5	6.0	A+	
	7	18	-	2.08	4.52	-	6.60 (1.8 - 7.8)	1.91 (0.50 - 2.87)	3.46	6.6	5.9	A+	
	9	9	-	2.75	2.75	-	5.50 (1.8 - 6.2)	1.55 (0.50 - 2.02)	3.55	5.5	6.1	A++	
	9	12	-	2.79	3.41	-	6.20 (1.8 - 6.8)	1.90 (0.50 - 2.45)	3.26	6.2	5.9	A+	
	9	14	-	2.66	3.94	-	6.60 (1.8 - 7.7)	1.91 (0.50 - 2.77)	3.46	6.6	6.0	A+	
	9	18	-	2.35	4.35	-	6.70 (1.8 - 7.9)	1.91 (0.50 - 2.87)	3.51	6.7	5.9	A+	
	12	12	-	3.15	3.15	-	6.30 (1.8 - 7.2)	1.90 (0.50 - 2.74)	3.32	6.3	5.9	A+	
	12	14	-	3.03	3.67	-	6.70 (1.8 - 7.8)	1.91 (0.50 - 2.87)	3.51	6.7	5.9	A+	
	12	18	-	2.66	4.04	-	6.70 (1.8 - 7.9)	1.92 (0.50 - 2.87)	3.49	6.7	5.8	A+	
	3 Room	7	7	7	2.23	2.23	2.23	6.70 (1.8 - 7.4)	1.89 (0.50 - 2.37)	3.54	6.7	6.4	A++
		7	7	9	2.14	2.14	2.52	6.80 (1.8 - 7.8)	1.94 (0.60 - 2.87)	3.51	6.8	6.4	A++
7		7	12	1.98	1.98	2.84	6.80 (1.8 - 8.1)	1.93 (0.50 - 2.87)	3.52	6.8	6.3	A++	
7		7	14	1.82	1.82	3.16	6.80 (2.0 - 8.4)	1.94 (0.60 - 2.87)	3.51	6.8	6.2	A++	
7		7	18	1.63	1.63	3.54	6.80 (2.0 - 8.5)	1.94 (0.60 - 2.87)	3.51	6.8	6.1	A++	
7		9	9	2.03	2.38	2.38	6.80 (1.8 - 8.2)	1.93 (0.50 - 2.87)	3.52	6.8	6.4	A++	
7		9	12	1.89	2.21	2.70	6.80 (1.8 - 8.2)	1.93 (0.50 - 2.87)	3.52	6.8	6.2	A++	
7		9	14	1.74	2.04	3.02	6.80 (2.0 - 8.4)	1.94 (0.60 - 2.87)	3.51	6.8	6.2	A++	
7		9	18	1.56	1.84	3.40	6.80 (2.0 - 8.5)	1.94 (0.60 - 2.87)	3.51	6.8	6.1	A++	
7		12	12	1.76	2.52	2.52	6.80 (1.8 - 8.2)	1.94 (0.50 - 2.87)	3.51	6.8	6.2	A++	
7		12	14	1.63	2.34	2.83	6.80 (2.0 - 8.5)	1.94 (0.60 - 2.87)	3.51	6.8	6.2	A++	
9		9	9	2.27	2.27	2.27	6.80 (1.8 - 8.2)	1.94 (0.50 - 2.87)	3.51	6.8	6.4	A++	
9		9	12	2.11	2.11	2.58	6.80 (1.8 - 8.3)	1.94 (0.50 - 2.87)	3.51	6.8	6.2	A++	
9		9	14	1.95	1.95	2.89	6.80 (2.0 - 8.5)	1.94 (0.60 - 2.87)	3.51	6.8	6.2	A++	
9	9	18**	1.77	1.77	3.27	6.80 (2.0 - 8.5)	1.94 (0.60 - 2.87)	3.51	6.8	6.1	A++		
9	12	12	1.97	2.41	2.41	6.80 (1.8 - 8.3)	1.94 (0.50 - 2.87)	3.51	6.8	6.2	A++		
9	12	14	1.84	2.24	2.72	6.80 (2.0 - 8.5)	1.94 (0.60 - 2.87)	3.51	6.8	6.2	A++		
12	12	12	2.27	2.27	2.27	6.80 (1.8 - 8.3)	1.94 (0.50 - 2.87)	3.51	6.8	6.1	A++		

- Note: •7:7000Btu/h / 9:9000Btu/h / 12:12000Btu/h / 14:14000Btu/h / 18:18000Btu/h models
 •The above is the value for connecting with Wall Mounted type.
 •2 or more indoor units should be connected.
 •Cooling capacity is based on 27°CDB/19°CWB (indoor temperature), 35°CDB (outdoor temperature).
 •Pipe Length: 5m, Height difference: 0m (Outdoor unit to Indoor unit)
 •The total ability of connectable indoor units is up to 36000Btu from 14000Btu.
 •*1: When ASYG18L is connected, connect at least 1 wall mounted type of 9000Btu.

2 Rooms Multi heating

AOYG14LAC2	Combination of Indoor Unit		HEATING OPERATION						Seasonal Data		
			Heating Capacity			Input Power (min-max)	COP	Pdesign	SCOP	Energy efficiency class	
			Room 1	Room 2	Total Capacity (min-max)						
			kW	kW	kW	kW					
2 Room	7	7	2.20	2.20	4.40 (1.1 - 5.4)	1.03 (0.25 - 1.78)	4.27	3.8	4.1	A+	
	7	9	2.15	2.25	4.40 (1.1 - 5.4)	1.03 (0.25 - 1.78)	4.27	3.8	4.1	A+	
	7	12	1.95	2.45	4.40 (1.1 - 5.5)	1.02 (0.25 - 1.76)	4.31	3.8	4.0	A+	
	9	9	2.20	2.20	4.40 (1.1 - 5.4)	1.03 (0.25 - 1.78)	4.27	3.8	4.0	A+	
	9	12	2.00	2.40	4.40 (1.1 - 5.5)	1.02 (0.25 - 1.76)	4.31	3.8	4.0	A+	

Note: •7:7000Btu/h / 9:9000Btu/h / 12:12000Btu/h models

- The above is the value for connecting with Wall Mounted type.
- 2 or more indoor units should be connected.
- Heating capacity is based on 20°CDB (indoor temperature), 7°CDB/6°CWB (outdoor temperature).
- Pipe Length: 5m, Height difference: 0m (Outdoor unit to Indoor unit)
- The Total ability of connected a indoor unit is up to 21000Btu from 14000Btu.

AOYG18LAC2	Combination of Indoor Unit		HEATING OPERATION						Seasonal Data		
			Heating Capacity			Input Power (min-max)	COP	Pdesign	SCOP	Energy efficiency class	
			Room 1	Room 2	Total Capacity (min-max)						
			kW	kW	kW	kW					
2 Room	7	7	2.70	2.70	5.40 (1.8 - 6.0)	1.24 (0.50 - 1.61)	4.37	3.8	4.1	A+	
	7	9	2.50	3.00	5.50 (1.8 - 6.0)	1.36 (0.50 - 1.87)	4.04	4.0	4.1	A+	
	7	12	2.30	3.30	5.60 (1.8 - 6.1)	1.38 (0.50 - 1.88)	4.06	4.2	4.0	A+	
	7	14	2.25	3.35	5.60 (1.9 - 6.2)	1.35 (0.55 - 1.86)	4.15	4.2	4.0	A+	
	9	9	2.80	2.80	5.60 (1.8 - 6.1)	1.41 (0.50 - 1.90)	3.97	4.2	4.1	A+	
	9	12	2.45	3.15	5.60 (1.8 - 6.2)	1.38 (0.50 - 1.88)	4.07	4.2	4.0	A+	
	9	14	2.35	3.25	5.60 (1.9 - 6.3)	1.35 (0.55 - 1.86)	4.15	4.2	4.0	A+	
	12	12	2.80	2.80	5.60 (1.8 - 6.3)	1.34 (0.50 - 1.84)	4.18	4.2	4.0	A+	

Note: •7:7000Btu/h / 9:9000Btu/h / 12:12000Btu/h / 14:14000Btu/h models

- The above is the value for connecting with Wall Mounted type.
- 2 or more indoor units should be connected.
- Heating capacity is based on 20°CDB (indoor temperature), 7°CDB/6°CWB (outdoor temperature).
- Pipe Length: 5m, Height difference: 0m (Outdoor unit to Indoor unit)
- The Total ability of connected a indoor unit is up to 24000Btu from 14000Btu.
- Where "14" means "wall mounted type" only models. Other types of indoor units can not be connected.

3 Rooms Multi heating

AOYG18LAT3	Combination of Indoor Unit			HEATING OPERATION						Seasonal Data			
				Heating Capacity			Input Power (min-max)	COP	Pdesign	SCOP	Energy efficiency class		
				Room 1	Room 2	Room 3						Total Capacity (min-max)	
				kW	kW	kW	kW	kW					
2 Room	7	7	-	2.70	2.70	-	5.40 (2.0 - 6.1)	1.59 (0.52 - 1.93)	3.40	4.0	4.1	A+	
	7	9	-	2.75	3.25	-	6.00 (2.0 - 6.4)	1.87 (0.52 - 2.06)	3.21	4.0	4.1	A+	
	7	12	-	2.59	3.71	-	6.30 (2.0 - 6.5)	1.98 (0.52 - 2.06)	3.18	4.0	4.1	A+	
	7	14	-	2.51	4.29	-	6.80 (2.0 - 7.1)	1.92 (0.50 - 2.06)	3.54	4.0	4.1	A+	
	9	9	-	3.15	3.15	-	6.30 (2.0 - 6.5)	1.98 (0.52 - 2.06)	3.18	4.0	4.1	A+	
	9	12	-	2.89	3.51	-	6.40 (2.0 - 6.6)	1.99 (0.52 - 2.06)	3.22	4.0	4.1	A+	
	9	14	-	2.77	4.03	-	6.80 (2.0 - 7.2)	1.91 (0.50 - 2.06)	3.56	4.0	4.1	A+	
	12	12	-	3.20	3.20	-	6.40 (2.0 - 6.6)	1.98 (0.52 - 2.06)	3.23	4.0	4.1	A+	
	12	14	-	3.09	3.71	-	6.80 (2.0 - 7.3)	1.90 (0.50 - 2.06)	3.58	4.0	4.1	A+	
	3 Room	7	7	7	2.27	2.27	2.27	6.80 (2.0 - 7.7)	1.62 (0.50 - 2.06)	4.20	5.0	4.3	A+
		7	7	9	2.14	2.14	2.52	6.80 (2.0 - 7.8)	1.62 (0.50 - 2.06)	4.20	5.0	4.3	A+
		7	7	12	1.98	1.98	2.83	6.80 (2.0 - 7.8)	1.59 (0.50 - 2.06)	4.28	5.0	4.3	A+
7		7	14	1.83	1.83	3.14	6.80 (2.0 - 8.0)	1.61 (0.50 - 2.06)	4.22	5.0	4.3	A+	
7		9	9	2.03	2.39	2.39	6.80 (2.0 - 7.8)	1.60 (0.50 - 2.06)	4.25	5.0	4.3	A+	
7		9	12	1.89	2.22	2.69	6.80 (2.0 - 7.9)	1.59 (0.50 - 2.06)	4.28	5.0	4.3	A+	
7		9	14	1.75	2.06	2.99	6.80 (2.0 - 8.0)	1.60 (0.50 - 2.06)	4.25	5.0	4.3	A+	
9		9	9	2.27	2.27	2.27	6.80 (2.0 - 7.9)	1.59 (0.50 - 2.06)	4.28	5.0	4.3	A+	
9		9	12	2.12	2.12	2.57	6.80 (2.0 - 7.9)	1.59 (0.50 - 2.06)	4.28	5.0	4.3	A+	

AOYG24LAT3	Combination of Indoor Unit			HEATING OPERATION						Seasonal Data		
				Heating Capacity			Input Power (min-max)	COP	Pdesign	SCOP	Energy efficiency class	
				Room 1	Room 2	Room 3						Total Capacity (min-max)
				kW	kW	kW	kW	kW				
2 Room	7	7	-	2.75	2.75	-	5.50 (2.0 - 6.1)	1.55 (0.52 - 1.93)	3.55	4.0	4.1	A+
	7	9	-	2.80	3.30	-	6.10 (2.0 - 7.0)	1.82 (0.52 - 2.52)	3.35	4.0	4.1	A+
	7	12	-	2.88	4.12	-	7.00 (2.0 - 7.3)	2.31 (0.52 - 2.66)	3.03	4.0	4.1	A+
	7	14	-	2.80	4.80	-	7.60 (2.0 - 8.3)	2.28 (0.50 - 2.87)	3.33	4.0	4.1	A+
	7	18	-	2.51	5.39	-	7.90 (2.0 - 8.3)	2.34 (0.50 - 2.87)	3.38	4.0	4.1	A+
	9	9	-	3.30	3.30	-	6.60 (2.0 - 7.4)	2.04 (0.52 - 2.68)	3.24	4.0	4.1	A+
	9	12	-	3.30	4.00	-	7.30 (2.0 - 7.7)	2.43 (0.52 - 2.87)	3.00	4.0	4.1	A+
	9	14	-	3.22	4.68	-	7.90 (2.0 - 8.3)	2.38 (0.50 - 2.87)	3.32	4.0	4.1	A+
	9	18	-	2.84	5.16	-	8.00 (2.0 - 8.5)	2.32 (0.50 - 2.87)	3.45	4.0	4.1	A+
	12	12	-	3.80	3.80	-	7.80 (2.0 - 7.8)	2.54 (0.52 - 2.87)	2.99	4.0	4.1	A+
	12	14	-	3.59	4.31	-	7.90 (2.0 - 8.4)	2.37 (0.50 - 2.87)	3.33	4.0	4.1	A+
	12	18	-	3.20	4.80	-	8.00 (2.0 - 8.6)	2.31 (0.50 - 2.87)	3.46	4.0	4.1	A+
3 Room	7	7	7	2.60	2.60	2.60	7.80 (2.0 - 8.6)	1.94 (0.50 - 2.68)	4.02	5.0	4.3	A+
	7	7	9	2.52	2.52	2.96	8.00 (2.0 - 8.8)	2.00 (0.50 - 2.87)	4.00	5.2	4.2	A+
	7	7	12	2.34	2.34	3.32	8.00 (2.0 - 8.9)	1.99 (0.50 - 2.80)	4.02	5.2	4.2	A+
	7	7	14	2.16	2.16	3.68	8.00 (2.0 - 9.2)	1.91 (0.50 - 2.72)	4.19	5.2	4.2	A+
	7	7	18	1.94	1.94	4.12	8.00 (2.0 - 9.2)	1.89 (0.50 - 2.70)	4.23	5.2	4.2	A+
	7	9	9	2.38	2.81	2.81	8.00 (2.0 - 9.0)	1.99 (0.50 - 2.87)	4.02	5.2	4.2	A+
	7	9	12	2.23	2.62	3.15	8.00 (2.0 - 9.1)	1.98 (0.50 - 2.87)	4.04	5.2	4.2	A+
	7	9	14	2.06	2.42	3.52	8.00 (2.0 - 9.2)	1.91 (0.50 - 2.72)	4.19	5.2	4.2	A+
	7	9	18	1.85	2.18	3.97	8.00 (2.0 - 9.2)	1.89 (0.50 - 2.69)	4.23	5.2	4.2	A+
	7	12	12	2.08	2.96	2.96	8.00 (2.0 - 9.1)	1.97 (0.50 - 2.87)	4.06	5.2	4.2	A+
	7	12	14	1.93	2.76	3.31	8.00 (2.0 - 9.2)	1.90 (0.50 - 2.70)	4.21	5.2	4.2	A+
	9	9	9	2.67	2.67	2.67	8.00 (2.0 - 9.1)	1.98 (0.50 - 2.87)	4.04	5.2	4.2	A+
	9	9	12	2.49	2.49	3.02	8.00 (2.0 - 9.2)	1.97 (0.50 - 2.87)	4.06	5.2	4.2	A+
	9	9	14	2.32	2.32	3.37	8.00 (2.0 - 9.2)	1.89 (0.50 - 2.70)	4.23	5.2	4.2	A+
	9	9	18**	2.10	2.10	3.81	8.00 (2.0 - 9.2)	1.87 (0.50 - 2.68)	4.28	5.2	4.2	A+
	9	12	12	2.34	2.83	2.83	8.00 (2.0 - 9.2)	1.96 (0.50 - 2.80)	4.08	5.2	4.2	A+
	9	12	14	2.18	2.64	3.17	8.00 (2.0 - 9.2)	1.89 (0.50 - 2.69)	4.23	5.2	4.2	A+
	12	12	12	2.67	2.67	2.67	8.00 (2.0 - 9.2)	1.95 (0.50 - 2.78)	4.10	5.2	4.2	A+

Note: •7:7000Btu/h / 9:9000Btu/h / 12:12000Btu/h / 14:14000Btu/h / 18:18000Btu/h models

- The above is the value for connecting with Wall Mounted type.
- 2 or more indoor units should be connected.
- Heating capacity is based on 20°CDB (indoor temperature), 7°CDB/6°CWB (outdoor temperature).
- Pipe Length: 5m, Height difference: 0m (Outdoor unit to Indoor unit)
- The Total ability of connected a indoor unit is up to 36000Btu from 14000Btu.
- *1: When ASYG18L is connected, connect at least 1 wall mounted type for 9000Btu.

Multi Combination Table

4 Rooms Multi cooling

AOYG30LAT4	Combination of Indoor Unit		COOLING OPERATION												
			Cooling Capacity					Input Power (min-max)	EER	Seasonal Data					
			Room 1	Room 2	Room 3	Room 4	Total Capacity (min-max)			Pdesign	SEER	Energy efficiency class			
			kW					kW							
3 Room	7	7	14	-	1.96	1.96	3.27	-	7.20 (1.6-8.9)	2.22 (0.68-3.43)	3.24	7.2	5.9	A+	
	7	7	18	-	1.81	1.81	4.08	-	7.70 (2.8-10.0)	2.22 (0.98-3.55)	3.47	7.7	5.8	A+	
	7	7	24	-	1.61	1.61	4.57	-	7.80 (2.8-10.1)	2.19 (0.98-3.53)	3.56	7.8	5.8	A+	
	7	9	12	-	2.08	2.34	2.78	-	7.20 (1.6-8.9)	2.22 (0.68-3.41)	3.24	7.2	5.9	A+	
	7	9	14	-	1.90	2.14	3.16	-	7.20 (2.8-9.1)	2.22 (0.98-3.56)	3.24	7.2	5.9	A+	
	7	9	18	-	1.76	1.98	3.96	-	7.70 (2.8-9.9)	2.22 (0.98-3.56)	3.47	7.7	5.8	A+	
	7	9	24	-	1.57	1.77	4.46	-	7.80 (2.8-10.1)	2.19 (0.98-3.53)	3.56	7.8	5.8	A+	
	7	12	12	-	1.96	2.62	2.62	-	7.20 (1.6-9.1)	2.22 (0.68-3.54)	3.24	7.2	5.9	A+	
	7	12	14	-	1.83	2.43	3.04	-	7.30 (2.8-9.2)	2.22 (0.98-3.56)	3.29	7.3	5.9	A+	
	7	12	18	-	1.68	2.24	3.78	-	7.70 (2.8-9.9)	2.22 (0.98-3.56)	3.47	7.7	5.8	A+	
	7	12	24	-	1.51	2.01	4.28	-	7.80 (2.8-10.1)	2.19 (0.98-3.56)	3.56	7.8	5.8	A+	
	7	14	14	-	1.68	2.81	2.81	-	7.30 (2.8-9.3)	2.22 (0.98-3.58)	3.29	7.3	5.9	A+	
	7	14	18	-	1.57	2.61	3.52	-	7.70 (3.5-10.0)	2.22 (1.17-3.58)	3.47	7.7	5.8	A+	
	7	14	24	-	1.44	2.39	4.07	-	7.90 (3.5-10.1)	2.20 (1.17-3.58)	3.59	7.9	5.8	A+	
	7	18	18	-	1.42	3.19	3.19	-	7.80 (3.5-10.1)	2.22 (1.17-3.58)	3.51	7.8	5.7	A+	
	7	18	24	-	1.30	2.92	3.68	-	7.90 (4.7-10.1)	2.22 (1.27-3.58)	3.56	7.9	5.7	A+	
	9	9	9	-	2.40	2.40	2.40	-	7.20 (2.8-8.9)	2.22 (0.98-3.42)	3.24	7.2	5.9	A+	
	9	9	12	-	2.26	2.26	2.68	-	7.20 (2.8-9.1)	2.22 (0.98-3.54)	3.24	7.2	5.9	A+	
	9	9	14	-	2.10	2.10	3.11	-	7.30 (2.8-9.2)	2.22 (0.98-3.57)	3.29	7.3	5.9	A+	
	9	9	18	-	1.93	1.93	3.85	-	7.70 (2.8-9.9)	2.22 (0.98-3.56)	3.47	7.7	5.8	A+	
	9	9	24	-	1.73	1.73	4.35	-	7.80 (2.8-10.1)	2.20 (1.17-3.54)	3.55	7.8	5.8	A+	
	9	12	12	-	2.14	2.53	2.53	-	7.20 (2.8-9.1)	2.22 (0.98-3.54)	3.24	7.2	5.9	A+	
	9	12	14	-	1.99	2.36	2.95	-	7.30 (2.8-9.2)	2.22 (0.98-3.57)	3.29	7.3	5.9	A+	
	9	12	18	-	1.84	2.18	3.68	-	7.70 (2.8-9.9)	2.22 (0.98-3.56)	3.47	7.7	5.8	A+	
	9	12	24	-	1.66	1.97	4.18	-	7.80 (2.8-10.1)	2.19 (0.98-3.56)	3.56	7.8	5.8	A+	
	9	14	14	-	1.84	2.73	2.73	-	7.30 (3.5-9.3)	2.22 (1.17-3.58)	3.29	7.3	5.9	A+	
	9	14	18	-	1.74	2.58	3.48	-	7.80 (3.5-10.0)	2.22 (1.17-3.58)	3.51	7.8	5.8	A+	
	9	14	24	-	1.58	2.34	3.98	-	7.90 (3.5-10.1)	2.22 (1.27-3.56)	3.56	7.9	5.8	A+	
	9	18	18	-	1.56	3.12	3.12	-	7.80 (4.7-10.1)	2.22 (1.27-3.58)	3.51	7.8	5.7	A+	
	12	12	12	-	2.43	2.43	2.43	-	7.30 (2.8-9.2)	2.22 (0.98-3.55)	3.29	7.3	5.9	A+	
	12	12	14	-	2.28	2.28	2.85	-	7.40 (2.8-9.3)	2.22 (0.98-3.58)	3.33	7.4	5.9	A+	
	12	12	18	-	2.12	2.12	3.57	-	7.80 (3.5-10.0)	2.22 (1.17-3.57)	3.51	7.8	5.8	A+	
	12	12	24	-	1.92	1.92	4.07	-	7.90 (3.5-10.1)	2.20 (1.17-3.54)	3.59	7.9	5.8	A+	
	12	14	14	-	2.11	2.64	2.64	-	7.40 (3.5-9.4)	2.22 (1.17-3.58)	3.33	7.4	5.9	A+	
	12	14	18	-	1.98	2.48	3.34	-	7.80 (3.5-10.1)	2.22 (1.17-3.58)	3.51	7.8	5.8	A+	
	12	18	18	-	1.81	3.05	3.05	-	7.90 (4.7-10.1)	2.22 (1.27-3.58)	3.56	7.9	5.7	A+	
	4 Room	7	7	7	7	1.93	1.93	1.93	1.93	7.70 (1.6-9.6)	2.20 (0.68-3.41)	3.50	7.7	6.2	A++
		7	7	7	9	1.89	1.89	1.89	2.13	7.80 (1.6-9.8)	2.22 (0.68-3.54)	3.51	7.8	6.2	A++
		7	7	7	12	1.83	1.83	1.83	2.41	7.90 (1.6-9.9)	2.22 (0.68-3.54)	3.56	7.9	6.1	A++
		7	7	7	14	1.70	1.70	1.70	2.80	7.90 (2.8-9.9)	2.22 (0.98-3.56)	3.56	7.9	6.1	A++
7		7	7	18	1.52	1.52	1.52	3.43	8.00 (2.8-10.1)	2.20 (0.98-3.55)	3.64	8.0	6.0	A+	
7		7	9	9	1.86	1.86	2.09	2.09	7.90 (2.8-9.7)	2.22 (0.98-3.42)	3.56	7.9	6.2	A++	
7		7	9	12	1.78	1.78	1.99	2.35	7.90 (2.8-9.9)	2.22 (0.98-3.55)	3.56	7.9	6.1	A++	
7		7	9	14	1.68	1.68	1.88	2.76	8.00 (2.8-10.0)	2.22 (0.98-3.57)	3.60	8.0	6.1	A++	
7		7	9	18	1.49	1.49	1.67	3.35	8.00 (3.5-10.1)	2.20 (1.17-3.55)	3.64	8.0	6.0	A+	
7		7	12	12	1.72	1.72	2.28	2.28	8.00 (2.8-10.0)	2.22 (0.98-3.55)	3.60	8.0	6.1	A++	
7		7	12	14	1.61	1.61	2.13	2.65	8.00 (2.8-10.0)	2.22 (0.98-3.57)	3.60	8.0	6.1	A++	
7		7	12	18	1.43	1.43	1.91	3.22	8.00 (3.5-10.1)	2.20 (1.17-3.56)	3.64	8.0	6.0	A+	
7		7	14	14	1.50	1.50	2.50	2.50	8.00 (3.5-10.1)	2.22 (1.17-3.58)	3.60	8.0	6.0	A+	
7		7	14	18	1.35	1.35	2.25	3.04	8.00 (3.5-10.1)	2.22 (1.17-3.58)	3.60	8.0	6.0	A+	
7		9	9	9	1.81	2.03	2.03	2.03	7.90 (2.8-9.9)	2.22 (0.98-3.56)	3.56	7.9	6.2	A++	
7		9	9	12	1.76	1.96	1.96	2.32	8.00 (2.8-10.0)	2.22 (0.98-3.56)	3.60	8.0	6.1	A++	
7		9	9	14	1.64	1.83	1.83	2.70	8.00 (3.5-10.1)	2.22 (1.17-3.58)	3.60	8.0	6.1	A++	
7		9	9	18	1.45	1.64	1.64	3.27	8.00 (3.5-10.1)	2.22 (1.17-3.56)	3.60	8.0	6.0	A+	
7		9	12	12	1.68	1.88	2.22	2.22	8.00 (2.8-10.0)	2.22 (0.98-3.56)	3.60	8.0	6.1	A++	
7		9	12	14	1.57	1.76	2.08	2.59	8.00 (3.5-10.1)	2.22 (1.17-3.58)	3.60	8.0	6.0	A+	
7		9	12	18	1.40	1.58	1.87	3.15	8.00 (3.5-10.1)	2.22 (1.17-3.56)	3.60	8.0	6.0	A+	
7		9	14	14	1.48	1.66	2.43	2.43	8.00 (3.5-10.1)	2.22 (1.17-3.58)	3.60	8.0	6.0	A+	
7		9	14	18	1.32	1.49	2.21	2.98	8.00 (4.7-10.1)	2.22 (1.27-3.57)	3.60	8.0	6.0	A+	
7		12	12	12	1.61	2.13	2.13	2.13	8.00 (2.8-10.1)	2.22 (0.98-3.56)	3.60	8.0	6.0	A+	
7		12	12	14	1.51	2.00	2.00	2.49	8.00 (3.5-10.1)	2.22 (1.17-3.58)	3.60	8.0	6.0	A+	
7		12	12	18	1.35	1.80	1.80	3.04	8.00 (3.5-10.1)	2.22 (1.17-3.56)	3.60	8.0	6.0	A+	
7		12	14	14	1.41	1.89	2.35	2.35	8.00 (3.5-10.1)	2.22 (1.17-3.58)	3.60	8.0	6.0	A+	
9		9	9	9	2.00	2.00	2.00	2.00	8.00 (3.5-10.0)	2.22 (1.17-3.56)	3.60	8.0	6.2	A++	
9		9	9	12	1.91	1.91	1.91	2.27	8.00 (3.5-10.0)	2.22 (1.17-3.56)	3.60	8.0	6.1	A++	
9		9	9	14	1.79	1.79	2.63	2.63	8.00 (3.5-10.0)	2.22 (1.17-3.56)	3.60	8.0	6.0	A+	
9		9	9	18 ¹	1.60	1.60	1.60	3.20	8.00 (4.7-10.0)	2.22 (1.17-3.56)	3.60	8.0	6.0	A+	
9		9	12	12	1.83	1.83	2.17	2.17	8.00 (3.5-10.0)	2.22 (1.17-3.56)	3.60	8.0	6.0	A+	
9		9	12	14	1.72	1.72	2.03	2.53	8.00 (3.5-10.0)	2.22 (1.17-3.56)	3.60	8.0	6.0	A+	
9		9	12	18 ²	1.54	1.54	1.83	3.09	8.00 (4.7-10.0)	2.22 (1.17-3.56)	3.60	8.0	6.0	A+	
9		9	14	14	1.62	1.62	2.38	2.38	8.00 (4.7-10.0)	2.22 (1.17-3.56)	3.60	8.0	6.0	A+	
9		12	12	12	1.76	2.08	2.08	2.08	8.00 (3.5-10.0)	2.22 (1.17-3.56)	3.60	8.0	6.0	A+	
9		12	12	14	1.66	1.95	1.95	2.44	8.00 (3.5-10.0)	2.22 (1.17-3.56)	3.60	8.0	6.0	A+	
9		12	14	14	1.55	1.85	2.30	2.30	8.00 (4.7-10.0)	2.22 (1.17-3.56)	3.60	8.0	6.0	A+	
12		12	12	12	2.00	2.00	2.00	2.00	8.00 (3.5-10.0)	2.22 (1.17-3.56)	3.60	8.0	6.0	A+	

Note: •7:7000Btu/h / 9:9000Btu/h / 12:12000Btu/h / 14:14000Btu/h / 18:18000Btu/h / 24:24000Btu/h models

•The above is the value for connecting with Wall Mounted type.

•3 or more indoor units should be connected.

•Cooling capacity is based on 27°CDB/19°CWB (indoor temperature), 35°CDB (outdoor temperature).

•Pipe Length: 5m, Height difference: 0m (Outdoor unit to Indoor unit)

•The Total ability of connected a indoor unit is up to 49000Btu from 27000Btu.

*1: Connection of ASYG18L + ARYG09L + ARYG09L + ARYG09L is not available. All types other than this combination can be connected.

*2: Connection of ASYG18L + ARYG12L + ARYG09L + ARYG09L is not available. All types other than this combination can be connected.

4 Rooms Multi heating

AOYG30LAT4	Combination of Indoor Unit		HEATING OPERATION											
			Heating Capacity					Input Power (min-max)	COP	Seasonal Data				
			Room 1	Room 2	Room 3	Room 4	Total Capacity (min-max)			Pdesign	SCOP	Energy efficiency class		
			kW					kW						
3 Room	7	7	14	-	2.42	2.42	4.15	-	9.00 (1.8 - 10.1)	2.66 (0.58 - 3.53)	3.38	5.8	3.8	A
	7	7	18	-	2.27	2.27	4.86	-	9.40 (3.3 - 11.2)	2.46 (0.87 - 3.52)	3.82	5.8	3.8	A
	7	7	24	-	2.03	2.03	5.44	-	9.50 (3.3 - 11.5)	2.47 (0.87 - 3.52)	3.85	5.8	3.8	A
	7	9	12	-	2.49	2.94	3.56	-	9.00 (1.8 - 10.0)	2.69 (0.58 - 3.51)	3.35	5.8	3.8	A
	7	9	14	-	2.33	2.75	4.00	-	9.10 (3.3 - 10.2)	2.64 (0.87 - 3.50)	3.45	5.8	3.8	A
	7	9	18	-	2.17	2.56	4.66	-	9.40 (3.3 - 11.3)	2.45 (0.87 - 3.50)	3.84	5.8	3.8	A
	7	9	24	-	1.98	2.33	5.29	-	9.60 (3.3 - 11.5)	2.46 (0.87 - 3.51)	3.90	5.8	3.8	A
	7	12	12	-	2.33	3.33	3.33	-	9.00 (1.8 - 10.1)	2.66 (0.58 - 3.48)	3.38	5.8	3.8	A
	7	12	14	-	2.22	3.17	3.80	-	9.20 (3.3 - 10.3)	2.62 (0.87 - 3.48)	3.51	5.8	3.8	A
	7	12	18	-	2.08	2.97	4.45	-	9.50 (3.3 - 11.4)	2.44 (0.87 - 3.47)	3.89	5.8	3.8	A
	7	12	24	-	1.88	2.69	5.03	-	9.60 (3.3 - 11.7)	2.45 (0.87 - 3.56)	3.92	5.8	3.8	A
	7	14	14	-	2.10	3.60	3.60	-	9.30 (3.3 - 10.6)	2.59 (0.87 - 3.48)	3.59	5.8	3.8	A
	7	14	18	-	1.96	3.35	4.19	-	9.50 (3.7 - 11.5)	2.42 (0.97 - 3.52)	3.93	5.8	3.8	A
	7	14	24	-	1.78	3.05	4.77	-	9.60 (3.3 - 11.7)	2.45 (0.87 - 3.56)	3.92	5.8	3.8	A
	7	18	18	-	1.82	3.89	3.89	-	9.60 (3.7 - 12.0)	2.40 (0.97 - 3.52)	4.00	5.8	3.8	A
	7	18	24	-	1.65	3.53	4.42	-	9.60 (4.3 - 12.0)	2.40 (1.12 - 3.52)	4.00	5.8	3.8	A
	9	9	9	-	3.00	3.00	3.00	-	9.00 (3.3 - 10.0)	2.69 (0.87 - 3.51)	3.35	5.8	3.8	A
	9	9	12	-	2.80	2.80	3.39	-	9.00 (3.3 - 10.1)	2.61 (0.87 - 3.48)	3.37	5.8	3.8	A
	9	9	14	-	2.66	2.66	3.87	-	9.20 (3.3 - 10.3)	2.63 (0.87 - 3.48)	3.50	5.8	3.8	A
	9	9	18	-	2.49	2.49	4.52	-	9.50 (3.7 - 11.4)	2.44 (0.97 - 3.48)	3.89	5.8	3.8	A
	9	9	24	-	2.25	2.25	5.11	-	9.60 (3.7 - 11.7)	2.45 (0.97 - 3.57)	3.92	5.8	3.8	A
	9	12	12	-	2.65	3.22	3.22	-	9.10 (3.3 - 10.3)	2.65 (0.87 - 3.52)	3.43	5.8	3.8	A
	9	12	14	-	2.53	3.07	3.69	-	9.30 (3.3 - 10.5)	2.61 (0.87 - 3.52)	3.56	5.8	3.8	A
	9	12	18	-	2.36	2.86	4.29	-	9.50 (3.7 - 11.4)	2.43 (0.97 - 3.47)	3.91	5.8	3.8	A
	9	12	24	-	2.14	2.59	4.86	-	9.60 (3.7 - 11.8)	2.44 (0.97 - 3.55)	3.93	5.8	3.8	A
	9	14	14	-	2.38	3.46	3.46	-	9.30 (3.7 - 10.7)	2.58 (0.97 - 3.46)	3.60	5.8	3.8	A
	9	14	18	-	2.22	3.23	4.04	-	9.50 (3.7 - 11.6)	2.41 (0.97 - 3.51)	3.94	5.8	3.8	A
	9	14	24	-	2.03	2.95	4.62	-	9.60 (4.3 - 11.9)	2.42 (1.12 - 3.57)	3.97	5.8	3.8	A
	9	18	18	-	2.07	3.78	3.76	-	9.60 (4.3 - 12.0)	2.40 (1.12 - 3.52)	4.00	5.8	3.8	A
	12	12	12	-	3.07	3.07	3.07	-	9.20 (3.3 - 10.3)	2.63 (0.87 - 3.49)	3.50	5.8	3.8	A
	12	12	14	-	2.91	2.91	3.49	-	9.30 (3.3 - 10.6)	2.59 (0.87 - 3.49)	3.59	5.8	3.8	A
	12	12	18	-	2.71	2.71	4.07	-	9.50 (3.7 - 11.6)	2.42 (0.97 - 3.52)	3.93	5.8	3.8	A
	12	12	24	-	2.48	2.48	4.65	-	9.60 (3.7 - 11.8)	2.43 (0.97 - 3.54)	3.95	5.8	3.8	A
	12	14	14	-	2.76	3.32	3.32	-	9.40 (3.7 - 10.8)	2.40 (0.97 - 3.50)	3.92	5.8	3.8	A
	12	14	18	-	2.57	3.08	3.85	-	9.50 (3.7 - 11.6)	2.40 (0.97 - 3.49)	3.96	5.8	3.8	A
	12	18	18	-	2.40	3.60	3.60	-	9.60 (4.3 - 12.0)	2.40 (1.12 - 3.52)	4.00	5.8	3.8	A
	7	7	7	7	2.35	2.35	2.35	2.35	9.40 (1.8 - 10.8)	2.43 (0.58 - 3.47)	3.87	6.2	4.0	A+
	7	7	7	9	2.27	2.27	2.27	2.68	9.50 (1.8 - 10.9)	2.42 (0.58 - 3.51)	3.88	6.2	4.0	A+
	7	7	7	12	2.14	2.14	2.14	3.06	9.50 (1.8 - 11.1)	2.41 (0.58 - 3.55)	3.94	6.2	4.0	A+
	7	7	7	14	2.04	2.04	2.04	3.49	9.60 (3.3 - 11.3)	2.38 (0.87 - 3.56)	4.03	6.2	4.0	A+
7	7	7	18	1.87	1.87	1.87	4.00	9.60 (3.3 - 12.0)	2.27 (0.87 - 3.56)	4.23	6.2	4.0	A+	
7	7	9	9	2.18	2.18	2.57	2.57	9.50 (3.3 - 10.9)	2.41 (0.87 - 3.44)	3.94	6.2	4.0	A+	
7	7	9	12	2.06	2.06	2.43	2.95	9.50 (3.3 - 11.1)	2.40 (0.87 - 3.54)	3.96	6.2	4.0	A+	
7	7	9	14	1.96	1.96	2.31	3.36	9.60 (3.3 - 11.4)	2.38 (0.87 - 3.54)	4.03	6.2	4.0	A+	
7	7	9	18	1.80	1.80	2.13	3.87	9.60 (3.7 - 12.0)	2.27 (0.97 - 3.55)	4.23	6.2	4.0	A+	
7	7	12	12	1.98	1.98	2.82	2.82	9.60 (3.3 - 11.3)	2.39 (0.87 - 3.57)	4.02	6.2	4.0	A+	
7	7	12	14	1.87	1.87	2.67	3.20	9.60 (3.3 - 11.5)	2.36 (0.87 - 3.58)	4.07	6.2	4.0	A+	
7	7	12	18	1.72	1.72	2.46	3.69	9.60 (3.7 - 12.0)	2.27 (0.97 - 3.58)	4.23	6.2	4.0	A+	
7	7	14	14	1.77	1.77	3.03	3.03	9.60 (3.7 - 11.9)	2.34 (0.97 - 3.58)	4.10	6.2	4.0	A+	
7	7	14	18	1.64	1.64	2.81	3.51	9.60 (3.7 - 12.0)	2.27 (0.97 - 3.56)	4.23	6.2	4.0	A+	
7	9	9	9	2.09	2.47	2.47	2.47	9.50 (3.3 - 11.2)	2.40 (0.87 - 3.54)	4.00	6.2	4.0	A+	
7	9	9	12	2.01	2.36	2.36	2.87	9.60 (3.3 - 11.3)	2.39 (0.87 - 3.58)	4.02	6.2	4.0	A+	
7	9	9	14	1.89	2.23	2.23	3.25	9.60 (3.7 - 11.5)	2.37 (0.97 - 3.58)	4.05	6.2	4.0	A+	
7	9	9	18	1.75	2.06	2.06	3.74	9.60 (3.7 - 12.0)	2.27 (0.97 - 3.58)	4.23	6.2	4.0	A+	
7	9	12	12	1.91	2.25	2.72	2.72	9.60 (3.3 - 11.4)	2.38 (0.87 - 3.58)	4.03	6.2	4.0	A+	
7	9	12	14	1.80	2.13	2.58	3.09	9.60 (3.7 - 11.6)	2.35 (0.97 - 3.58)	4.09	6.2	4.0	A+	
7	9	12	18	1.67	1.97	2.39	3.58	9.60 (3.7 - 12.0)	2.27 (0.97 - 3.58)	4.23	6.2	4.0	A+	
7	9	14	14	1.71	2.02	2.94	2.94	9.60 (3.7 - 11.8)	2.33 (0.97 - 3.58)	4.12	6.2	4.0	A+	
7	9	14	18	1.59	1.87	2.73	3.41	9.60 (4.3 - 12.0)	2.27 (1.12 - 3.58)	4.23	6.2	4.0	A+	
7	12	12	12	1.81	2.59	2.59	2.59	9.60 (3.3 - 11.5)	2.37 (0.87 - 3.58)	4.05	6.2	4.0	A+	
7	12	12	14	1.72	2.46	2.46	2.95	9.60 (3.7 - 11.7)	2.34 (0.97 - 3.58)	4.10	6.2	4.0	A+	
7	12	12	18	1.60	2.29	2.29	3.43	9.60 (3.7 - 12.0)	2.27 (0.97 - 3.56)	4.23	6.2	4.0	A+	
7	12	14	14	1.64	2.34	2.81	2.81	9.60 (3.7 - 11.9)	2.32 (0.97 - 3.58)	4.14	6.2	4.0	A+	
9	9	9	9	2.40	2.40	2.40	2.40	9.60 (3.7 - 11.3)	2.40 (0.97 - 3.58)	4.00	6.2	4.0	A+	
9	9	9	12	2.28	2.28	2.28	2.76	9.60 (3.7 - 11.4)	2.38 (0.97 - 3.58)	4.03	6.2	4.0	A+	
9	9	9	14	2.16	2.16	2.16	3.14	9.60 (3.7 - 11.6)	2.36 (0.97 - 3.58)	4.07	6.2	4.0	A+	
9	9	9	18 ¹	1.99	1.99	1.99	3.62	9.60 (4.3 - 12.0)	2.27 (1.12 - 3.58)	4.23	6.2	4.0	A+	
9	9	12	12	2.17	2.17	2.63	2.63	9.60 (3.7 - 11.5)	2.37 (0.97 - 3.58)	4.05	6.2	4.0	A+	
9	9	12	14	2.06	2.06	2.49	2.99	9.60 (3.7 - 11.7)	2.35 (0.97 - 3.58)	4.09	6.2	4.0	A+	
9	9	12	18 ²	1.91	1.91	2.31	3.47	9.60 (4.3 - 12.0)	2.27 (1.12 - 3.58)	4.23	6.2	4.0	A+	
9	9	14	14	1.96	1.96	2.84	2.84	9.60 (4.3 - 11.9)	2.33 (1.12 - 3.58)	4.12	6.2	4.0	A+	
9	12	12	12	2.07	2.51	2.51	2.51	9.60 (3.7 - 11.6)	2.36 (0.97 - 3.58)	4.07	6.2	4.0	A+	
9	12	12	14	1.97	2.39	2.39	2.87	9.60 (3.7 - 11.8)	2.34 (0.97 - 3.58)	4.10	6.2	4.0	A+	
9	12	14	14	1.87	2.27	2.73	2.73	9.60 (4.3 - 11.9)	2.31 (1.12 - 3.58)	4.16	6.2	4.0	A+	
12	12	12	12	2.40	2.40	2.40	2.40	9.60 (3.7 - 11.6)	2.35 (0.97 - 3.58)	4.09	6.2	4.0	A+	

Note: •7:7000Btu/h / 9:9000Btu/h / 12:12000Btu/h / 14:14000Btu/h / 18:18000Btu/h / 24:24000Btu/h models

•The above is the value for connecting with Wall Mounted type.

•3 or more indoor units should be connected.

•Heating capacity is based on 20°CDB (indoor temperature), 7°CDB/6°CWB (outdoor temperature).

•Pipe Length: 5m, Height difference: 0m (Outdoor unit to Indoor unit)

•The Total ability of connected a indoor unit is up to 49000Btu from 27000Btu.

*1: Connection of ASYG18L + ARYG09L + ARYG09L + ARYG09L is not available. All types other than this combination can be connected.

*2: Connection of ASYG18L + ARYG12L + ARYG09L + ARYG09L is not available. All types other than this combination can be connected.

Multi Combination Table

8 Rooms Multi cooling

AOYG45LBT8	Combination of indoor unit								COOLING OPERATION									
									Cooling Capacity								Total	Input power
									Room 1	Room 2	Room 3	Room 4	Room 5	Room 6	Room 7	Room 8		
6 Room	7	9	9	9	9	18	-	-	1.79	2.30	2.30	2.30	2.30	4.59	-	-	15.57	5.88
	7	9	9	9	9	12	-	-	1.93	2.49	2.49	2.49	2.49	3.32	-	-	15.22	5.90
	7	9	9	9	9	9	-	-	2.05	2.64	2.64	2.64	2.64	2.64	-	-	15.25	5.79
	7	7	12	12	12	12	-	-	1.77	1.77	3.04	3.04	3.04	3.04	-	-	15.69	5.87
	7	7	9	12	12	14	-	-	1.79	1.79	2.30	3.07	3.07	3.57	-	-	15.57	5.88
	7	7	9	12	12	12	-	-	1.82	1.82	2.34	3.12	3.12	3.12	-	-	15.34	5.89
	7	7	9	14	14	14	-	-	1.80	1.80	2.32	2.32	3.60	3.60	-	-	15.45	5.89
	7	7	9	9	12	18	-	-	1.77	1.77	2.28	2.28	3.04	4.55	-	-	15.69	5.87
	7	7	9	9	12	14	-	-	1.83	1.83	2.36	2.36	3.15	3.67	-	-	15.21	5.90
	7	7	9	9	12	12	-	-	1.92	1.92	2.47	2.47	3.30	3.30	-	-	15.38	5.90
	7	7	9	9	18	-	-	-	1.82	1.82	2.34	2.34	2.34	4.67	-	-	15.33	5.89
	7	7	9	9	14	-	-	-	1.93	1.93	2.49	2.49	2.49	3.87	-	-	15.21	5.90
	7	7	9	9	12	-	-	-	1.96	1.96	2.53	2.53	2.53	3.37	-	-	14.88	5.90
	7	7	9	9	9	9	-	-	2.05	2.05	2.64	2.64	2.64	2.64	-	-	14.66	5.50
	7	7	7	12	14	14	-	-	1.79	1.79	1.79	3.07	3.57	3.57	-	-	15.57	5.88
	7	7	7	12	12	14	-	-	1.82	1.82	1.82	3.12	3.12	3.64	-	-	15.33	5.89
	7	7	7	12	12	12	-	-	1.91	1.91	1.91	3.28	3.28	3.28	-	-	15.55	5.90
	7	7	7	9	14	18	-	-	1.77	1.77	1.77	2.28	3.54	4.55	-	-	15.68	5.87
	7	7	7	9	14	14	-	-	1.84	1.84	1.84	2.36	3.67	3.67	-	-	15.21	5.90
	7	7	7	9	12	18	-	-	1.80	1.80	1.80	2.32	3.09	4.63	-	-	15.45	5.89
	7	7	7	9	12	14	-	-	1.92	1.92	1.92	2.47	3.30	3.84	-	-	15.38	5.90
	7	7	7	9	12	12	-	-	1.95	1.95	1.95	2.51	3.35	3.35	-	-	15.05	5.90
	7	7	7	9	18	-	-	-	1.91	1.91	1.91	2.46	2.46	4.90	-	-	15.54	5.90
	7	7	7	9	14	-	-	-	1.96	1.96	1.96	2.53	2.53	3.93	-	-	14.87	5.90
	7	7	7	9	12	-	-	-	2.05	2.05	2.05	2.64	2.64	3.52	-	-	14.95	5.65
	7	7	7	9	9	9	-	-	2.05	2.05	2.05	2.64	2.64	2.64	-	-	14.07	5.20
	7	7	7	7	14	18	-	-	1.80	1.80	1.80	1.80	3.60	4.63	-	-	15.45	5.89
	7	7	7	7	14	14	-	-	1.92	1.92	1.92	1.92	3.84	3.84	-	-	15.37	5.90
	7	7	7	7	12	18	-	-	1.84	1.84	1.84	1.84	3.15	4.72	-	-	15.21	5.90
	7	7	7	7	12	14	-	-	1.95	1.95	1.95	1.95	3.35	3.90	-	-	15.04	5.90
	7	7	7	7	12	12	-	-	2.05	2.05	2.05	2.05	3.52	3.52	-	-	15.24	5.79
	7	7	7	7	9	24	-	-	1.79	1.79	1.79	1.79	2.30	6.12	-	-	15.57	5.88
	7	7	7	7	9	18	-	-	1.93	1.93	1.93	1.93	2.49	4.97	-	-	15.21	5.90
	7	7	7	7	9	14	-	-	2.05	2.05	2.05	2.05	2.64	4.10	-	-	14.94	5.65
	7	7	7	7	9	12	-	-	2.05	2.05	2.05	2.05	2.64	3.52	-	-	14.36	5.35
	7	7	7	7	9	9	-	-	2.05	2.05	2.05	2.05	2.64	2.64	-	-	13.48	4.89
7	7	7	7	7	24	-	-	1.82	1.82	1.82	1.82	1.82	6.24	-	-	15.33	5.89	
7	7	7	7	7	18	-	-	1.96	1.96	1.96	1.96	1.96	5.05	-	-	14.87	5.90	
7	7	7	7	7	14	-	-	2.05	2.05	2.05	2.05	2.05	4.10	-	-	14.35	5.35	
7	7	7	7	7	12	-	-	2.05	2.05	2.05	2.05	2.05	3.52	-	-	13.77	5.05	
7	7	7	7	7	9	-	-	2.05	2.05	2.05	2.05	2.05	2.64	-	-	12.89	4.57	
7	7	7	7	7	7	-	-	2.05	2.05	2.05	2.05	2.05	2.05	-	-	12.30	4.24	
7	9	9	9	9	9	9	-	1.78	2.30	2.30	2.30	2.30	2.30	2.30	-	15.57	5.88	
7	7	9	9	9	12	-	-	1.77	1.77	2.28	2.28	2.28	3.04	-	-	15.69	5.87	
7	7	9	9	9	9	9	-	1.82	1.82	2.34	2.34	2.34	2.34	2.34	-	15.34	5.89	
7	7	7	9	9	14	-	-	1.77	1.77	1.77	2.28	2.28	2.28	3.54	-	15.69	5.87	
7	7	7	9	9	12	-	-	1.80	1.80	1.80	2.32	2.32	2.32	3.09	-	15.45	5.89	
7	7	7	9	9	9	-	-	1.91	1.91	1.91	2.46	2.46	2.46	2.46	-	15.55	5.90	
7	7	7	7	9	12	12	-	1.79	1.79	1.79	1.79	2.30	3.07	3.07	-	15.57	5.88	
7	7	7	7	9	14	-	-	1.80	1.80	1.80	1.80	2.32	2.32	3.60	-	15.45	5.89	
7	7	7	7	9	12	-	-	1.83	1.83	1.83	1.83	2.36	2.36	3.15	-	15.21	5.90	
7	7	7	7	9	9	-	-	1.93	1.93	1.93	1.93	2.49	2.49	2.49	-	15.21	5.90	
7	7	7	7	7	12	14	-	1.79	1.79	1.79	1.79	1.79	3.07	3.57	-	15.57	5.88	
7	7	7	7	7	12	12	-	1.82	1.82	1.82	1.82	1.82	3.12	3.12	-	15.33	5.89	
7	7	7	7	7	9	18	-	1.77	1.77	1.77	1.77	1.77	2.28	4.55	-	15.68	5.87	
7	7	7	7	7	9	14	-	1.84	1.84	1.84	1.84	1.84	2.36	3.67	-	15.21	5.90	
7	7	7	7	7	9	12	-	1.92	1.92	1.92	1.92	1.92	2.47	3.30	-	15.38	5.90	
7	7	7	7	7	9	9	-	1.96	1.96	1.96	1.96	1.96	2.53	2.53	-	14.87	5.90	
7	7	7	7	7	7	18	-	1.80	1.80	1.80	1.80	1.80	1.80	4.63	-	15.45	5.89	
7	7	7	7	7	7	14	-	1.92	1.92	1.92	1.92	1.92	1.92	3.84	-	15.37	5.90	
7	7	7	7	7	7	12	-	1.95	1.95	1.95	1.95	1.95	1.95	3.35	-	15.04	5.90	
7	7	7	7	7	7	9	-	2.05	2.05	2.05	2.05	2.05	2.05	2.64	-	14.94	5.65	
7	7	7	7	7	7	7	-	2.05	2.05	2.05	2.05	2.05	2.05	2.05	-	14.35	5.35	
7	7	7	7	7	9	9	9	1.77	1.77	1.77	1.77	1.77	2.28	2.28	2.28	15.69	5.87	
7	7	7	7	7	7	9	9	1.80	1.80	1.80	1.80	1.80	1.80	2.32	2.32	15.45	5.89	
7	7	7	7	7	7	7	12	1.79	1.79	1.79	1.79	1.79	1.79	1.79	3.07	15.57	5.88	
7	7	7	7	7	7	7	9	1.84	1.84	1.84	1.84	1.84	1.84	1.84	2.36	15.21	5.90	
7	7	7	7	7	7	7	7	1.92	1.92	1.92	1.92	1.92	1.92	1.92	1.92	15.37	5.90	

Note: •Cooling capacity is based on 27°CDB/19°CWB(indoor temperature),35°CDB(outdoor temperature)

•Pipe Length: 5m (Outdoor unit to Branch box), 3m (Branch box to Indoor unit)

•Height difference: 0m (Outdoor unit to Indoor unit)

•The values in this table should be used only as a guide. These values are calculated at standard conditions.

To fix your selection of models, select them according to "Model Selection" in the D&T manual.

8 Rooms Multi heating

AOYG45LBT8	Combination of indoor unit								HEATING OPERATION										
									Heating Capacity								Total	Input power	
									Room 1	Room 2	Room 3	Room 4	Room 5	Room 6	Room 7	Room 8			KW
6 Room	7	9	9	9	9	18	-	-	2.12	2.68	2.68	2.68	2.68	5.25	-	-	18.10	5.98	
	7	9	9	9	9	12	-	-	2.28	2.87	2.87	2.87	2.87	3.81	-	-	17.57	5.56	
	7	9	9	9	9	9	-	-	2.35	2.96	2.96	2.96	2.96	2.96	-	-	17.16	5.23	
	7	7	12	12	12	12	-	-	2.11	2.11	3.52	3.52	3.52	3.52	-	-	18.29	5.98	
	7	7	9	12	12	14	-	-	2.11	2.11	2.66	3.53	3.53	4.28	-	-	18.23	5.98	
	7	7	9	12	12	12	-	-	2.15	2.15	2.71	3.60	3.60	3.60	-	-	17.81	5.98	
	7	7	9	14	14	14	-	-	2.12	2.12	2.67	2.67	4.29	4.29	-	-	18.16	5.98	
	7	7	9	9	12	18	-	-	2.11	2.11	2.66	2.66	3.52	5.21	-	-	18.27	5.98	
	7	7	9	9	12	14	-	-	2.16	2.16	2.72	2.72	3.61	4.37	-	-	17.74	5.98	
	7	7	9	9	12	12	-	-	2.27	2.27	2.86	2.86	3.78	3.78	-	-	17.82	5.70	
	7	7	9	9	9	18	-	-	2.15	2.15	2.72	2.72	2.72	5.33	-	-	17.79	5.98	
	7	7	9	9	9	14	-	-	2.27	2.27	2.86	2.86	2.86	4.60	-	-	17.73	5.56	
	7	7	9	9	9	12	-	-	2.30	2.30	2.90	2.90	2.90	3.84	-	-	17.15	5.32	
	7	7	9	9	9	9	-	-	2.36	2.36	2.97	2.97	2.97	2.97	-	-	16.61	5.11	
	7	7	7	12	14	14	-	-	2.10	2.10	2.10	3.51	4.26	4.26	-	-	18.34	5.98	
	7	7	7	12	12	14	-	-	2.14	2.14	2.14	3.58	3.58	4.34	-	-	17.92	5.98	
	7	7	7	12	12	12	-	-	2.25	2.25	2.25	3.77	3.77	3.77	-	-	18.06	5.87	
	7	7	7	9	14	18	-	-	2.10	2.10	2.10	2.65	4.25	5.19	-	-	18.38	5.98	
	7	7	7	9	14	14	-	-	2.15	2.15	2.15	2.71	4.35	4.35	-	-	17.85	5.98	
	7	7	7	9	12	18	-	-	2.14	2.14	2.14	2.70	3.57	5.28	-	-	17.96	5.98	
	7	7	7	9	12	14	-	-	2.26	2.26	2.26	2.85	3.77	4.57	-	-	17.97	5.70	
	7	7	7	9	12	12	-	-	2.29	2.29	2.29	2.89	3.82	3.82	-	-	17.39	5.43	
	7	7	7	9	9	18	-	-	2.25	2.25	2.25	2.84	2.84	5.57	-	-	18.03	5.87	
	7	7	7	9	9	14	-	-	2.29	2.29	2.29	2.89	2.89	4.64	-	-	17.30	5.32	
	7	7	7	9	9	12	-	-	2.35	2.35	2.35	2.97	2.97	3.93	-	-	16.92	5.16	
	7	7	7	9	9	9	-	-	2.37	2.37	2.37	2.99	2.99	2.99	-	-	16.07	5.07	
	7	7	7	7	14	18	-	-	2.13	2.13	2.13	2.13	4.31	5.26	-	-	18.07	5.98	
	7	7	7	7	14	14	-	-	2.25	2.25	2.25	2.25	4.56	4.56	-	-	18.12	5.70	
	7	7	7	7	12	18	-	-	2.17	2.17	2.17	2.17	3.62	5.36	-	-	17.65	5.98	
	7	7	7	7	12	14	-	-	2.28	2.28	2.28	2.28	3.81	4.62	-	-	17.54	5.43	
	7	7	7	7	12	12	-	-	2.35	2.35	2.35	2.35	3.92	3.92	-	-	17.23	5.23	
	7	7	7	7	9	24	-	-	2.12	2.12	2.12	2.12	2.67	7.06	-	-	18.19	5.98	
	7	7	7	7	9	18	-	-	2.28	2.28	2.28	2.28	2.87	5.63	-	-	17.60	5.56	
	7	7	7	7	9	14	-	-	2.35	2.35	2.35	2.35	2.96	4.76	-	-	17.11	5.16	
	7	7	7	7	9	12	-	-	2.36	2.36	2.36	2.36	2.98	3.95	-	-	16.38	5.08	
	7	7	7	7	9	9	-	-	2.37	2.37	2.37	2.37	2.99	2.99	-	-	15.46	4.75	
7	7	7	7	7	24	-	-	2.14	2.14	2.14	2.14	2.14	7.16	-	-	17.88	5.98		
7	7	7	7	7	18	-	-	2.30	2.30	2.30	2.30	2.30	5.68	-	-	17.18	5.32		
7	7	7	7	7	14	-	-	2.36	2.36	2.36	2.36	2.36	4.78	-	-	16.57	5.08		
7	7	7	7	7	12	-	-	2.37	2.37	2.37	2.37	2.37	3.96	-	-	15.81	4.91		
7	7	7	7	7	9	-	-	2.37	2.37	2.37	2.37	2.37	2.99	-	-	14.84	4.46		
7	7	7	7	7	7	-	-	2.37	2.37	2.37	2.37	2.37	2.37	-	-	14.22	4.21		
7 Room	7	9	9	9	9	9	-	-	2.12	2.67	2.67	2.67	2.67	2.67	2.67	-	18.16	5.98	
	7	7	9	9	9	12	-	-	2.10	2.10	2.65	2.65	2.65	3.51	-	-	18.33	5.98	
	7	7	9	9	9	9	-	-	2.15	2.15	2.71	2.71	2.71	2.71	-	-	17.85	5.98	
	7	7	7	9	9	9	14	-	-	2.09	2.09	2.09	2.63	2.63	2.63	4.23	-	18.40	5.98
	7	7	7	9	9	9	12	-	-	2.13	2.13	2.13	2.69	2.69	2.69	3.56	-	18.02	5.98
	7	7	7	9	9	9	9	-	-	2.25	2.25	2.25	2.84	2.84	2.84	2.84	-	18.11	5.87
	7	7	7	7	9	12	12	-	-	2.11	2.11	2.11	2.11	2.67	3.53	3.53	-	18.20	5.98
	7	7	7	7	9	9	14	-	-	2.12	2.12	2.12	2.12	2.68	2.68	4.30	-	18.13	5.98
	7	7	7	7	9	9	12	-	-	2.16	2.16	2.16	2.16	2.73	2.73	3.61	-	17.71	5.98
	7	7	7	7	9	9	9	-	-	2.27	2.27	2.27	2.27	2.87	2.87	2.87	-	17.68	5.56
	7	7	7	7	7	12	14	-	-	2.10	2.10	2.10	2.10	2.10	3.52	4.26	-	18.31	5.98
	7	7	7	7	7	12	12	-	-	2.14	2.14	2.14	2.14	2.14	3.58	3.58	-	17.89	5.98
	7	7	7	7	7	9	18	-	-	2.10	2.10	2.10	2.10	2.10	2.65	5.19	-	18.35	5.98
	7	7	7	7	7	9	14	-	-	2.15	2.15	2.15	2.15	2.15	2.71	4.36	-	17.82	5.98
	7	7	7	7	7	9	12	-	-	2.26	2.26	2.26	2.26	2.26	2.85	3.78	-	17.93	5.70
	7	7	7	7	7	9	9	-	-	2.29	2.29	2.29	2.29	2.29	2.89	2.89	-	17.26	5.32
	7	7	7	7	7	7	18	-	-	2.13	2.13	2.13	2.13	2.13	2.13	5.26	-	18.04	5.98
	7	7	7	7	7	7	14	-	-	2.25	2.25	2.25	2.25	2.25	2.25	4.56	-	18.08	5.70
	7	7	7	7	7	7	12	-	-	2.28	2.28	2.28	2.28	2.28	2.28	3.81	-	17.50	5.43
	7	7	7	7	7	7	9	-	-	2.35	2.35	2.35	2.35	2.35	2.35	2.96	-	17.06	5.16
	7	7	7	7	7	7	7	-	-	2.36	2.36	2.36	2.36	2.36	2.36	2.36	-	16.52	5.08
	8 Room	7	7	7	7	7	9	9	9	2.09	2.09	2.09	2.09	2.09	2.64	2.64	2.64	18.40	5.98
		7	7	7	7	7	7	9	9	2.12	2.12	2.12	2.12	2.12	2.68	2.68	18.10	5.98	
		7	7	7	7	7	7	7	12	2.11	2.11	2.11	2.11	2.11	2.11	3.52	18.28	5.98	
7		7	7	7	7	7	7	9	2.15	2.15	2.15	2.15	2.15	2.15	2.72	17.79	5.98		
7	7	7	7	7	7	7	7	2.25	2.25	2.25	2.25	2.25	2.25	2.25	2.25	18.04	5.70		

Note: •Heating capacity is based on 20°CDB(indoor temperature),7°CDB/6°CWB(outdoor temperature)
 •Pipe Length: 5m (Outdoor unit to Branch box), 3m (Branch box to Indoor unit)
 •Height difference: 0m (Outdoor unit to Indoor unit)
 •The values in this table should be used only as a guide. These values are calculated at standard conditions.
 To fix your selection of models, select them according to "Model Selection" in the D&T manual.

Simultaneous Multi Twin / Triple

Model : AOYG36LATT [3phase]
 AOYG45LATT [3phase]
 AOYG54LATT [3phase]

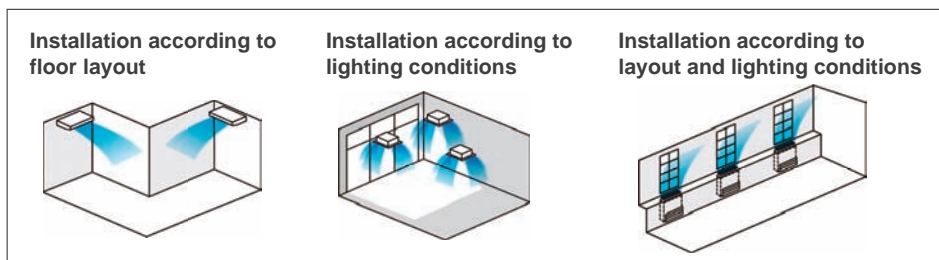


ALL
DC

Features

Can support various installation scenes from office to commercial space by same place multi connection of up to 3units.

Indoor units distributed layout according to the shape and number of people and lighting conditions of the room even on wide floors and atypical floors. Ideal comfortable air flow distribution can be realized.



Simultaneous Operation Multi type Indoor Unit Line up

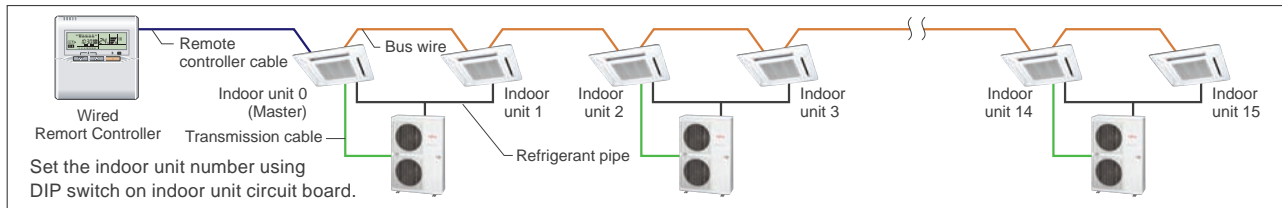
	Twin			Triple
	18x2	22x2	24x2	18x3
Cassette	AUYG18LVx2 	AUYG22LVx2 	AUYG24LVx2 	AUYG18LVx3
Duct	ARYG18LLx2 	ARYG22LMx2 	ARYG24LMx2 	ARYG18LLx3
Ceiling	ABYG18LVx2 	ABYG22LVx2 	ABYG24LVx2 	ABYG18LVx3
Outdoor unit	AOYG36LATT 	AOYG45LATT 	AOYG54LATT	

Note: Combinations other than the above are not available.

Features

Simultaneous control

Max 16 indoor units are simultaneously controlled with a wired remote controller.



Specifications

Model No.	Indoor unit		Compact Cassette			
			AUYG18LVLB	AUYG22LVLA	AUYG24LVLA	
Power Source	V/∅/Hz		230/1/50	230/1/50	230/1/50	
Air Flow (High)	Cooling	H/M/L/Q	m ³ /h	680/580/490/410	930/830/600/450	930/830/600/450
Net Dimension H x W x D			mm	245x570x570	245x570x570	245x570x570
Weight			kg(lbs)	15 (33)	16 (35)	16 (35)
Cassette Grille				UTG-UFYD-W	UTG-UFYD-W	UTG-UFYD-W

Model No.	Indoor unit		Duct			Floor/Ceiling Universal	
			ARYG18LLTB	ARYG22LMLA	ARYG24LMLA	ABYG18LVTB	ABYG22LVTA
Power Source	V/∅/Hz		230/1/50	230/1/50		230/1/50	230/1/50
Air Flow (High)	Cooling	H/M/L/Q	m ³ /h	940/880/820/750	1100/910/750/580	780/700/560/500	980/820/680/540
Net Dimension H x W x D			mm	198 x 900 x 620	270 x 1135 x 700	199 x 990 x 655	199 x 990 x 655
Weight			kg(lbs)	23 (51)	38 (84)	27 (60)	27 (60)

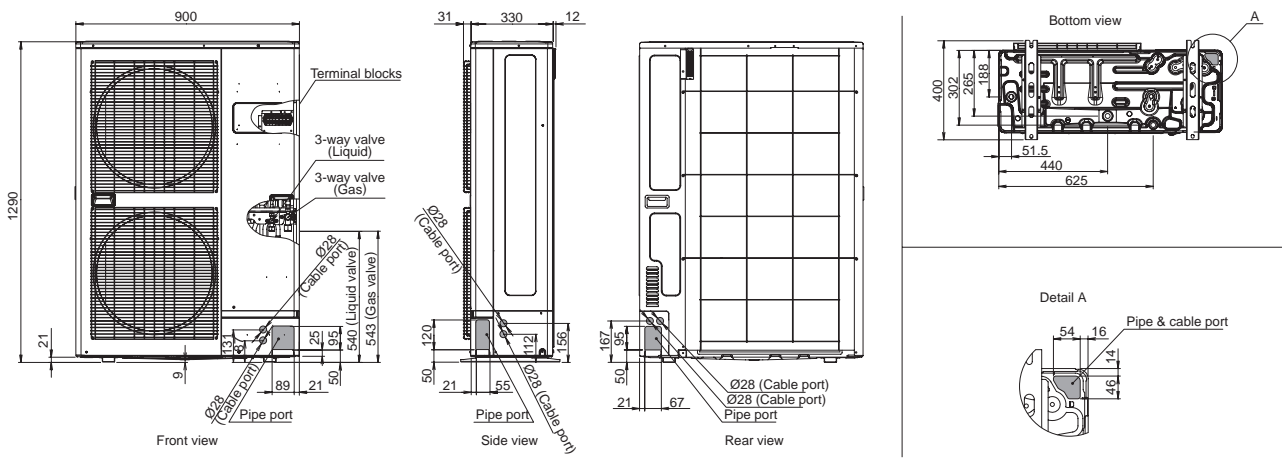
Model No.	Outdoor unit		AOYG36LATT	AOYG45LATT	AOYG54LATT	
	Capacity	Cooling	kW	10.0	12.5	14.0
	Heating	kW	11.2	14.5	16.0	
Power source	V/∅/Hz		400/3/50	400/3/50	400/3/50	
Pdesign	Cooling	kW	10.0	-	-	
	Heating (@-10°C)	kW	10.0	-	-	
SEER	Cooling	W/W	6.00	-	-	
SCOP	Heating	W/W	4.00	-	-	
Annual Energy Consumption	Cooling	kWh/a	583	-	-	
	Heating	kWh/a	3499	-	-	
Energy Efficiency Class	Cooling		A+	-	-	
	Heating		A+	-	-	
Sound Pressure (High)	Cooling	dB(A)	51	54	55	
Sound Power (High)	Heating	dB(A)	67	-	-	
Net Dimension H x W x D			mm	1290x900x330	1290x900x330	1290x900x330
Weight			kg(lbs)	104(229)	104(229)	104(229)
Piping Connections (Small / Large)			mm	9.52/15.88	9.52/15.88	9.52/15.88
Max Pipe Length (Pre-Charge)			m	75(30)	75(30)	75(30)
Height Difference				30	30	30
Operation Range	Cooling	°CDB	-15~46	-15~46	-15~46	
	Heating	°CDB	-15~24	-15~24	-15~24	
Refrigerant			R410A	R410A	R410A	
Separation tube			UTP-SX236A(Twin)	UTP-SX254A(Twin)	UTP-SX254A(Twin)/UTP-SX354A(Triple)	

*Different type and capacity indoor units can not be connected .

Dimensions

(Unit : mm)

Outdoor Unit : AOYG36LATT / AOYG45LATT / AOYG54LATT



OPTIONAL PARTS FOR SPLIT & MULTI SPLIT

Optional Parts List

Type		Wall Mounted						Duct						Cassette		Floor	Floor/Ceiling	Ceiling					
		Compact			Large			Slim	Medium static	High static			Compact	Large									
		ASYG 09/12 LTCA	ASYG 07/09/12/14 LUCA	ASYG 07/09/12/14 LMCA	ASYG 09/12 LLCA	ASYG 07/09/12 LUCA	ASYG 18/LFCA/24/LFCC	ASYG30 LFCA	ARYG 07/09 LLTA/12/14 LLTB	ARYG18 LLTB	ARYG22/24/36/45 LMLA30/36/LMLE	ARYG 45/54 LHTA	ARYG60 LHTA	ARYC72 LHTA	ARYC90 LHTA	AUYG 07/09 LVLA	AUYG 22/24 LVLA	AUYG 30/36 LRLA	AUYG 36/45/54 LRLA	AGYG 09/12/14 LVCA	ABYG 14/LVTA	ABYG 22/LVTA	ABYG 24/LVTA
Controllers	Wired Remote Controller	● UTY-RVNYM			● UTY-RVNYM			● UTY-RVNYM						● UTY-RVNYM		● UTY-RVNYM	● UTY-RVNYM	● UTY-RVNYM					
	Wired Remote Controller	● UTY-RNNYM			● UTY-RNNYM			● UTY-RNNYM						● UTY-RNNYM		● UTY-RNNYM	● UTY-RNNYM	● UTY-RNNYM					
	Simple Remote Controller	● UTY-RSNYM			● UTY-RSNYM			● UTY-RSNYM						● UTY-RSNYM		● UTY-RSNYM	● UTY-RSNYM	● UTY-RSNYM					
	Central Remote Controller	● UTY-DMMYM			● UTY-DMMYM			● UTY-DMMYM					● UTY-DMMYM		● UTY-DMMYM	● UTY-DMMYM							
	IR Receiver Kit with Wireless Remote Controller							● UTY-LRHYM							● UTY-LRHYA2								
	Communication Kit	● UTY-TWBXF		● UTY-XCBXZ2		● UTY-XCBXZ1																	
Others	External Connect Kit	● UTY-XWZXZ5			● UTY-XWZX									● UTY-XWZX		● UTY-XWZX	● UTY-XWZX	● UTY-XWZX					
	External Control Set							● UTD-ECS5A						● UTD-ECS5A				● UTD-ECS5A					
	Remote Sensor Unit							● UTY-XSZX															
	Auto Louver Grille Kit							● UTD-GXSA	● UTD-GXSB														
	Long Life Filter									● UTD-LF25NA	● UTD-LF60KA												
	Flange																	● UTD-RF204					
	Drain Pump Unit																	● UTR-DPB24T					
	Wide Panel															● UTG-AGYA-W							
	Panel Spacer															● UTG-BGYA-W							
	Fresh Air Intake Kit													● UTZ-VXAA		● UTZ-VXGA							
	Air Outlet Shutter Plate													● UTR-YDZB		● UTR-YDZC							
	Insulation for High Humidity													● UTZ-KXGC		● UTZ-KXGA							
	Half Concealed Kit															● UTZ-STA							
	Remote controller holder				● UTZ-RXLA																		

Type		Single-phase			3-phase		
		Single Split		8 Rooms Multi	Single Split		Simultaneous Multi
		AOYG09LLC AOYG12LLC	AOYG45LETL AOYG54LETL	AOYG45LB78	AOYG36LATT / AOYG45LATT AOYG54LATT / AOYG60LATT	AOYA72LALT AOYA90LALT	AOYG36LATT / AOYG45LATT / AOYG54LATT
Others	External Connect Kit	● UTY-XWZXZ3			● UTY-XWZXZ2		
	External Connect Kit (For Base heater)	● UTY-XWZXZ4			● UTY-XWZXZ4		
	Protective net	● UTZ-NXCA					
Refrigerant piping parts	Separation Tube			● UTP-SX248A			● UTP-SX236A / UTP-SX254A / UTP-SX354A
	Branch Box			● UTP-PY03A / UTP-PY02A			

Wired Remote Controller : UTY-RVNYM

Hi-grade individual control using various functions.

- 3.7-inch LCD backlight screen.
- Supporting various Energy Saving functions with simple operation.
- Multiple Language Support.
(English, German, French, Spanish, Russian, Portuguese, Italian, Greek, and Turkish)



Max. controllable
16
Indoor units

High performance and compact size

• In addition to the individual control, various energy saving controls can be realized using only one remote controller.



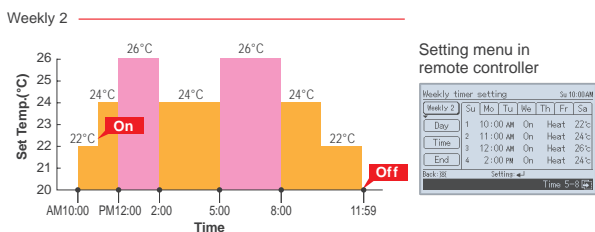
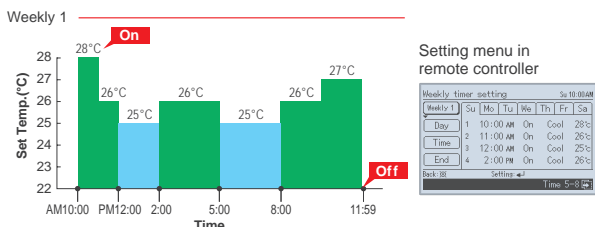
Various energy saving function

Auto OFF Timer

- The indoor unit automatically is turned off when it reaches the preset operating time frame.
- The time frame of the "Auto off timer" can be flexibly scheduled.
- Can be set off time 30 ~ 240 minutes

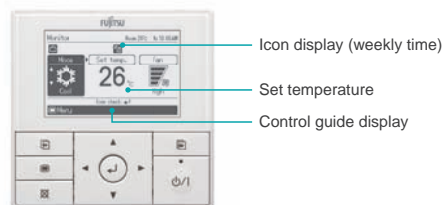
Weekly Timer function

- Can be set up to 8 times per day (On/Off, mode, Temp)
- 2 pattern settings (i.e. Summer/Winter setting) are available.



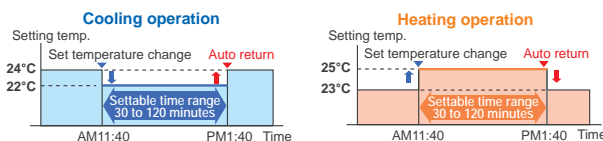
User friendly view and Easy operation

- Icon display of effectual functions.
- Main functions in large icons: "Mode", "Set Temp", and "Fan".
- Easy to operate by Control guide display.
- Simple operation with easy 4-way navigation pad.



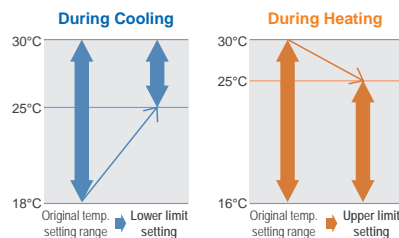
Set Temperature Auto Return

- The setting temperature automatically returns to the previously set temperature.
- The time range in which the set temperature can be changed is 30 to 120 minutes.



Set Temperature Upper and Lower Limit Setting

- The set temperature range can be set for each operation mode. (Cooling / Heating / Auto)



Specifications

Model name	UTY-RVNYM
Power supply	DC 12V
Dimension (H x W x D) (mm)	120 x 120 x 21.3
Weight (g)	220

* DC12V is supplied by indoor unit.

OPTIONAL PARTS FOR SPLIT & MULTI SPLIT

Auto Louver Grille Kit : UTD-GXSA-W / UTD-GXSB-W / UTD-GXSC-W

Simple flat Auto Louver will provide comfort airflow and harmonize with luxury interior.



Flexible Control

• Operation with indoor unit

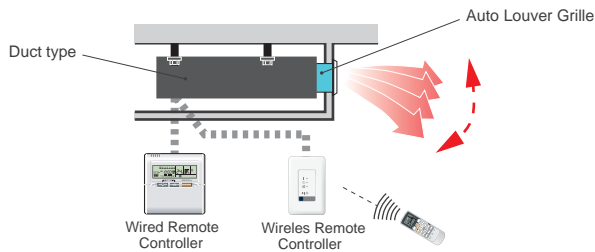
Auto Louver can be operated by synchronizing remote controller of indoor unit.

• UP and Down auto swing

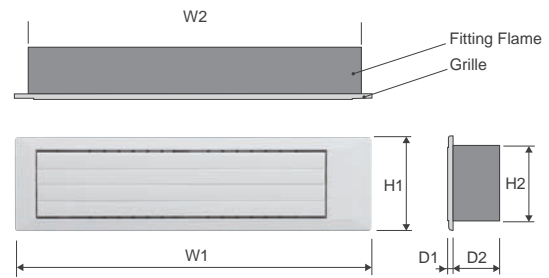
- Auto airflow direction and auto swing
- 4 steps selectable

• Auto-closing louver

When operation of indoor unit is stopped, the louver will automatically close.



Dimensions



Model Name	W1	W2	H1	H2	D1	D2
UTD-GXSA-W	683	645	180	148	9	84
UTD-GXSB-W	883	845				
UTD-GXSC-W	1,083	1,045				

Unit: mm

Specifications


Model name		UTD-GXSA-W		UTD-GXSB-W		UTD-GXSC-W	
Applicable Indoor Unit		ARYG07/09LLTA ARYG12/14LLTB ARXD04/07/09/12/14GALH (For VRF)		ARYG18LLTB ARXD18GALH (For VRF)		ARXD24GALH (For VRF)	
Power Supply		Connecting with Control box of indoor unit					
Fixing of Auto Louver Grille		Screw fixing to Flange or Square Duct					
Extension Square Duct Limit		1.0m (Max. duct length between indoor unit and Grille)					
Net Dimension (H x W x D)		mm (inch)	180x683x(84+9) [7-3/32x26-7/8x(3-5/16+11/32)]	180x883x(84+9) [7-3/32x34-3/4x(3-5/16+11/32)]	180x1083x(84+9) [7-3/32x42-5/8x(3-5/16+11/32)]		
Weight	Net	kg (lb.)	2.0 (4.4)	2.5 (5.6)	3.0 (6.7)		
	Gross		3.0 (6.7)	3.5 (7.8)	4.0 (8.9)		
Color		White					
Louver Motor		Stepping Motor					
Accessories		Fitting Flame, etc.					
Operation range	Cooling	°C (°F)	18 to 32 (64 to 90)				
		% RH	80% or less				
	Heating	°C (°F)	16 to 30 (60 to 88)				

Refrigerant Piping Parts

Connection Units

Separation Tube

For 3-phase simultaneous multi



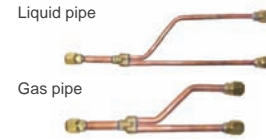
UTP-SX236A / UTP-SX254A

For 3-phase simultaneous multi



UTP-SX354A

For 8 Rooms Multi




Liquid pipe

Gas pipe

UTP-SX248A

Branch Box

For 8 Rooms Multi



3 zones type

2 zones type

UTP-PY03A / UTP-PY02A

Controllers

For Individual & Centralized Control

Wired Remote Controller



UTY-RVNYM

Wired Remote Controller



UTY-RNNYM

Simple Remote Controller



UTY-RSNYM

Central Remote Controller

For 8 Rooms Multi



UTY-DMMYM

Panels

For Cassette type

Cassette Grille



UTG-UFYD-W

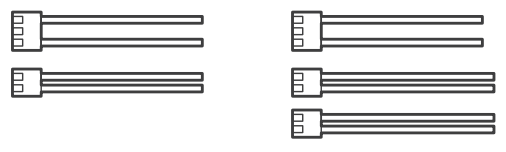
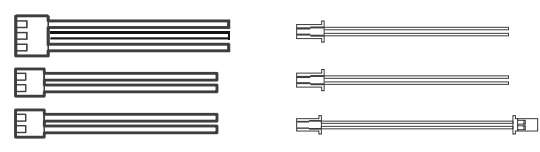
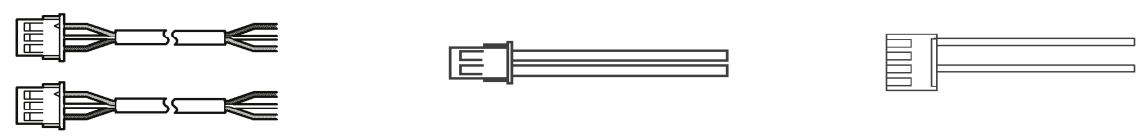


UTG-UGYA-W

OPTIONAL PARTS FOR SPLIT & MULTI SPLIT

Others

Communication System

<p>External Connect Kit For Indoor Unit</p>  <p>UTY-XWZX UTY-XWZXZ5</p>	<p>External Control Set For Indoor Unit</p>  <p>UTD-ECS5A</p>
<p>External Connect Kit For Outdoor unit</p>  <p>UTY-XWZXZ2 UTY-XWZXZ3 UTY-XWZXZ4</p>	







Function list

		For Indoor unit			For Outdoor unit		
		UTY-XWZX	UTY-XWZXZ5	UTD-ECS5A	UTY-XWZXZ2	UTY-XWZXZ3	UTY-XWZXZ4
Input	Control	●	●	●	—	—	—
	Peak cut	—	—	—	●	●	—
	Low noise	—	—	—	●	●	—
	Priority	—	—	—	—	●	—
	Emergency stop	—	—	—	—	●	—
Output	Operation status	●	●	●	●	●	—
	Error status	—	●	●*1	●	●	—
	Fresh air control	—	—	●	—	—	—
	Auxiliary heater	—	—	●*2	—	—	—
	Preparation	—	—	●*2	—	—	—
	Base heater	—	—	—	—	—	●

* 1 : Duct type does not have this function.

* 2 : Cassette and Ceiling type does not have this function.

For Duct type

<p>Remote Sensor Unit New amenity space can be offered by installing the Remote sensor.</p>  <p>UTY-XSZX</p>	<p>IR Receiver Kit For Duct type</p>  <p>UTY-LRHYM</p>	<p>Auto Louver Grille Kit</p>  <p>UTD-GXSA (For 07 / 09 / 12 / 14 type) UTD-GXSB (For 18 type)</p>
<p>Long-Life Filter</p>  <p>UTD-LF60KA UTD-LF25NA</p>	<p>Flange</p>  <p>(Round) (Square) UTD-RF204 UTD-SF045T</p>	<p>Drain Pump Unit</p>  <p>UTZ-PX1NBA</p>

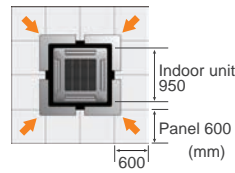
For Cassette type

**IR Receiver Kit
For Cassette type**



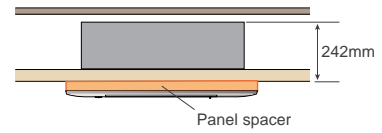
UTY-LRHYA2

Wide Panel



UTG-AGYA-W

Panel Spacer



UTG-BGYA-W

Fresh Air Intake Kit



For Compact Cassette type

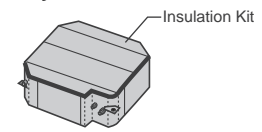
UTZ-VXAA



For Cassette type

UTZ-VXGA

**Insulation Kit
For High Humidity**



For Compact Cassette type / Cassette type

UTZ-KXGA / UTZ-KXGC

Air Outlet Shutter Plate

Shuts the air outlet when only using as 2 or 3 blow out.



For Compact Cassette type

UTR-YDZB



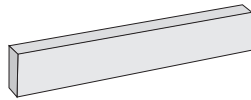
For Cassette type

UTR-YDZC

For Floor type

Half Concealed Kit

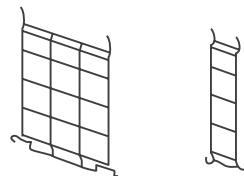
This kit is used to half conceal floor type indoor unit into the wall.



UTR-STA

For Outdoor unit

Protective net



Net A

Net B

UTZ-NXCA

For Ceiling type

Drain Pump Unit



UTR-DPB24T

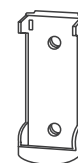
For Compact wall mounted

**Communication Kit
For Compact Wall Mounted type**



UTY-TWBXF / UTY-XCBXZ2 / UTY-XCBXZ1

Remote controller holder



UTZ-RXLA

AIRSTAGE™ creates a comfortable space with a wide range of series variations.

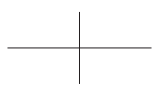
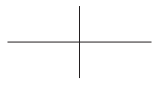
Comfort is required of spaces where people gather. VRF is a large multi system that effectively air conditions a wide variety of spaces from large buildings to personal residences. This system makes these spaces comfortable utilizing high environmental performance and powerful but pleasant operation.



V R F

- 096** AIRSTAGE™ Outline
- 098** AIRSTAGE™ Series Features
- 104** AIRSTAGE™ J-II Heat pump type
- 108** AIRSTAGE™ V-II Heat pump type
- 116** AIRSTAGE™ VR-II Heat recovery type
- 124** Indoor Unit Lineup
- 130** Control Systems
- 146** Optional Parts for VRF

AIRSTAGE™



Fujitsu General provides multi air conditioning systems for buildings AIRSTAGE™ Series matched to the size and application of the property

Outdoor System Line-up

Page 104~

4HP, 5HP, 6HP

3 models

Heat Pump type for heating or cooling operation

Systems for large homes to medium sized offices, shops



AIRSTAGE™ J-II

8HP-48HP

33 models

Space saving combination
8HP to 48HP / 21 models

Energy efficiency combination
16HP to 44HP / 12 models

Heat Pump type for heating or cooling operation

Systems for large offices, hotels, and large composite facilities



AIRSTAGE™ V-II

8HP-48HP

34 models

Space saving combination
8HP to 48HP / 21 models

Energy efficiency combination
16HP to 44HP / 13 models

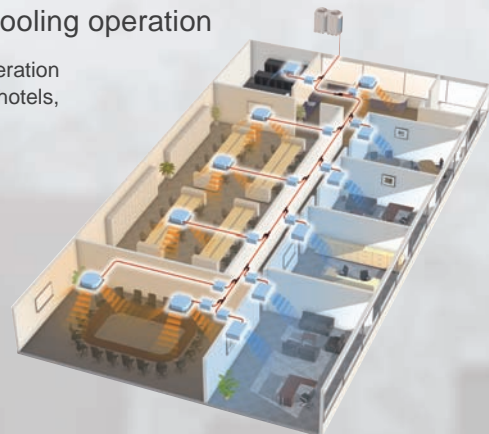
Heat Recovery type for simultaneous heating and cooling operation

Systems compatible with individual operation mode control, as well as large offices, hotels, and large composite facilities



NEW

AIRSTAGE™ VR-II




A pleasant air conditioned environment matched to the needs is created by combining a wide variety of outdoor units, indoor units, and controllers.

Indoor Units Line-up

Page 124~

12 types
55 models
*J-II series is 52 models



Capacity range 1.1kW to 25.0kW (J-II can be connected up to 14.0kW.)



Various User-friendly Controllers

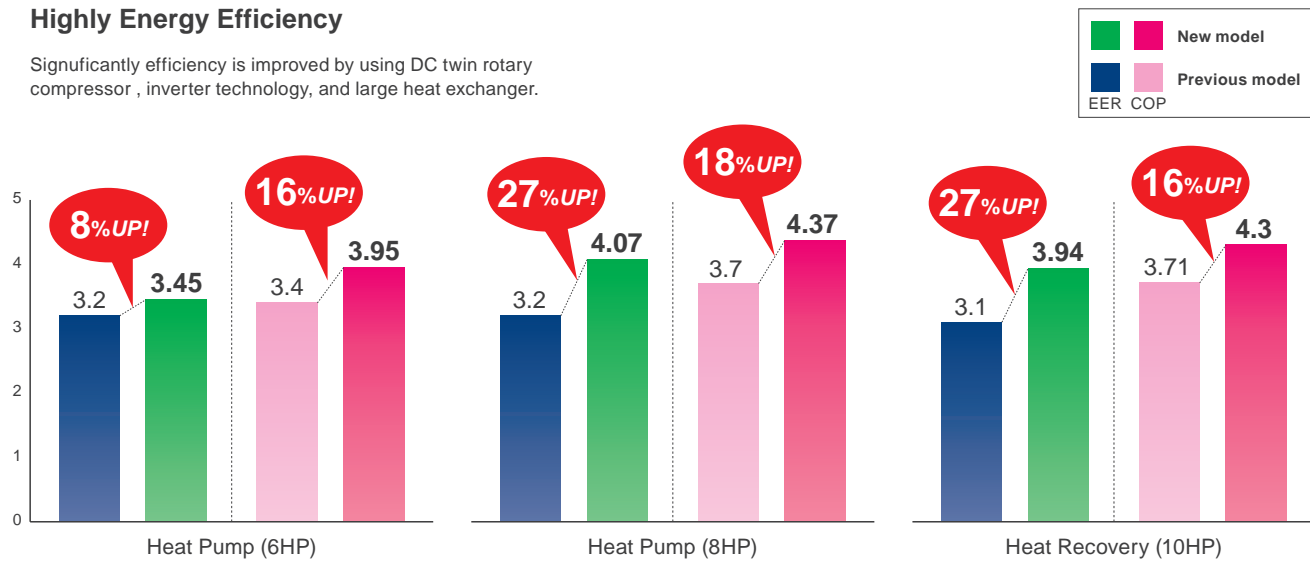
Page 130~

Every user's needs are supported by offering a variety of controls, such as individual control, central control and building management control options.



Highly Energy Efficiency

Significantly efficiency is improved by using DC twin rotary compressor, inverter technology, and large heat exchanger.

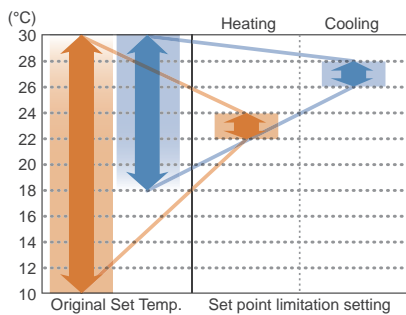


Features

Energy Saving Function

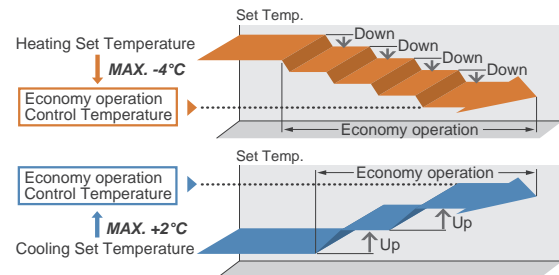
Room temperature set point limitation

The minimum and maximum temperature range can be set giving further energy saving while considering the comfort of the occupants.



Economy operation

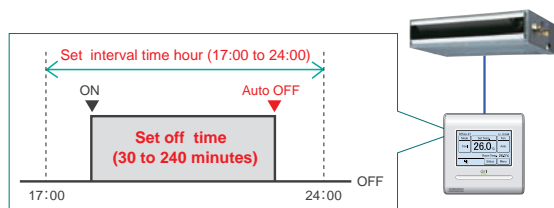
Economy operation can be set by remote controller. The temperature setting is offset automatically over a certain period of time.



Auto-off timer

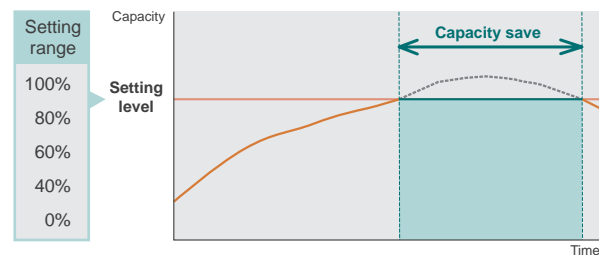
The indoor unit automatically is turned off when it reaches to the preset operating time frame.

The time frame of the "Auto off timer" can be flexibly scheduled.



Capacity save operation

Operation capacity can be set in 5 steps for rated capability. The power consumption at peak is cut down and the maximum load is suppressed.

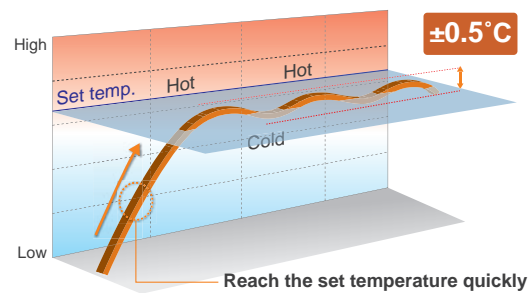




More Comfort

Precision refrigerant flow control

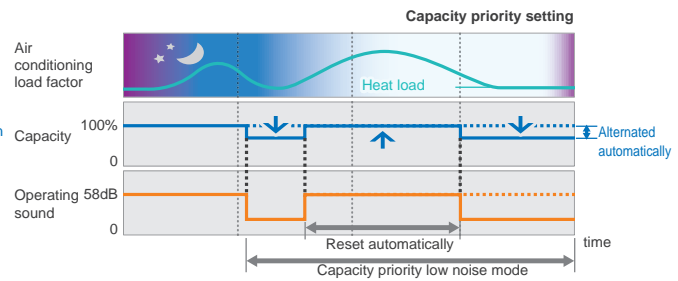
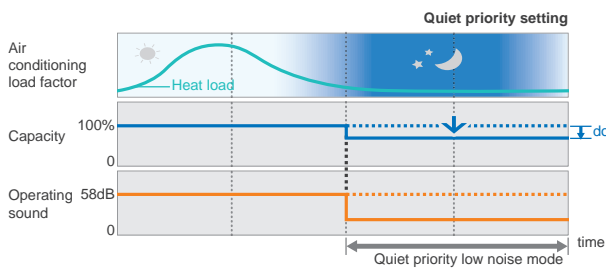
Precision and Smooth refrigerant flow control is achieved by using a DC Inverter control in conjunction with individual indoor unit electronic expansion valve control. This allows for a high precision comfortable temperature control within $\pm 0.5^{\circ}\text{C}$ of set temperature.



Quiet operation

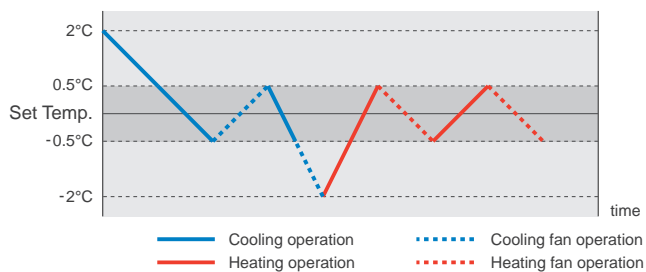
For AIRSTAGE V-II,VR-II series

Low noise mode: Two low noise modes can be selected automatically by quiet priority setting and capacity priority setting depending on the usage environment and outside temperature load.

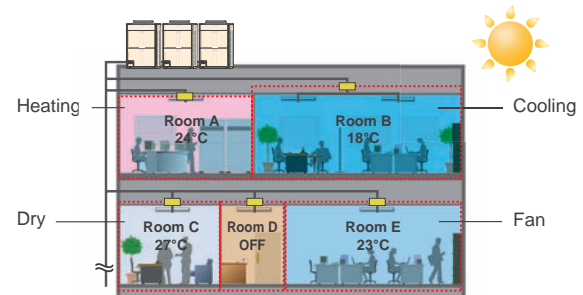


Auto changeover function

At Auto setting, the cooling/heating mode is automatically switched according to the set temperature and room temperature.



Suitable for especially Heat Recovery type



Features

Design Flexibility

High capacity connection

4HP-6HP



Airstage J-II series
Heat Pump type

Connectable indoor unit
capacity range
50%*1 to 130%

Connectable indoor
unit number
up to 9

*1: Only 4HP is 46%

8HP-48HP



Airstage V-II series
Heat Pump type

Connectable indoor unit
capacity range
50% to 150%

Connectable indoor
unit number
up to 48

Airstage VR-II series
Heat Recovery type

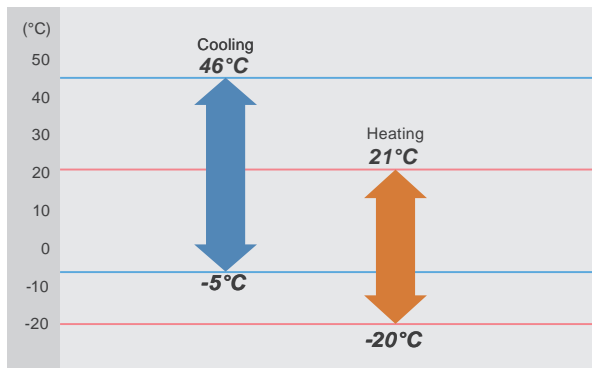
Connectable indoor unit
capacity range
50% to 150%

Connectable indoor
unit number
up to 64

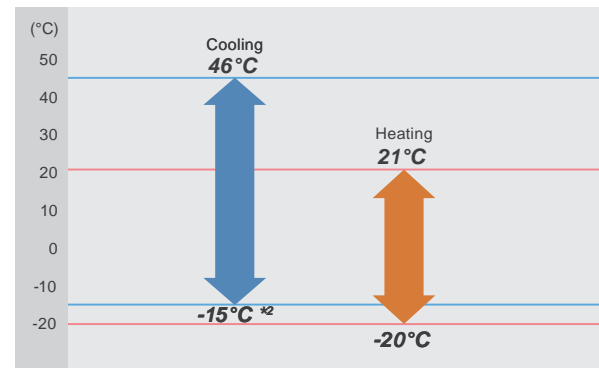
Wide operating range

Installation in extreme temperature conditions is possible due to an increase in operational range.

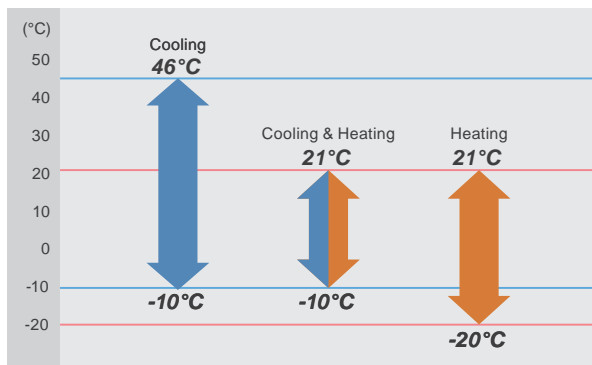
Airstage J-II series Heat Pump type



Airstage V-II series Heat Pump type



Airstage VR-II series Heat Recovery type

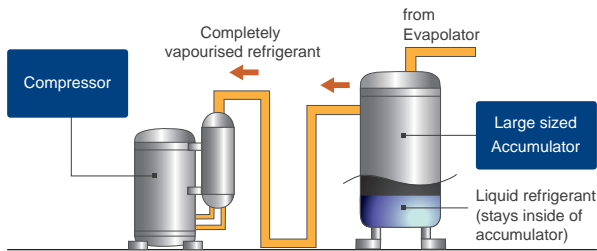


*2 Note : When a multiple outdoor unit connection is used, operating range is from -5°C to 46°C in cooling.

High Reliability

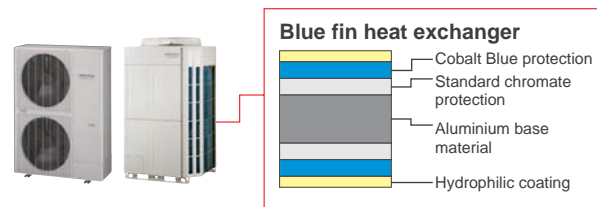
Liquid back flow protection

By adopting a large sized accumulator, the refrigerant which is not completely vaporized is left inside the accumulator and only a stable gas is fed to the compressor.



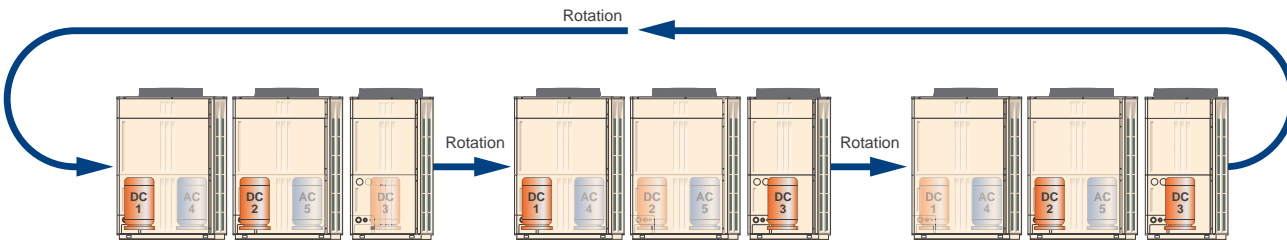
Adoption of blue fin heat exchanger

Corrosion resistant of the heat exchanger has been improved by the introduction of blue fin treatment to the outdoor unit's heat exchanger.



Life-extending operation*3

The compressor starting order is rotated so that the running time is shared.

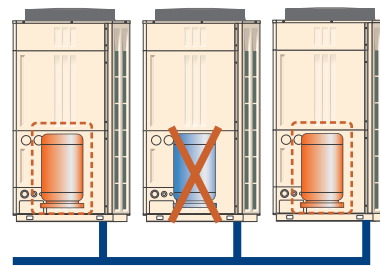


Note: The inverter compressors start in priority. Rotate operation is alternated by the start / stop timing of the compressors

Backup operation*3

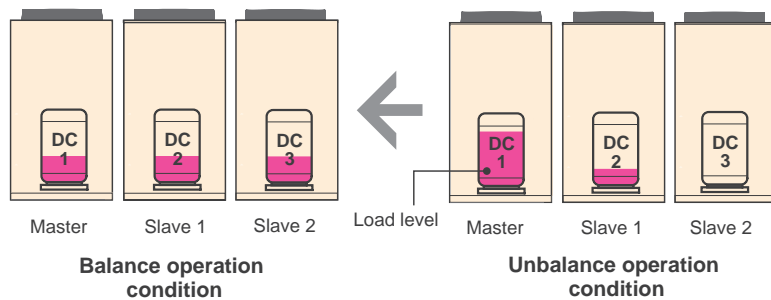
If one compressor fails, backup operation will be performed by the remaining compressors*.

*:Note: Backup operation may not be possible depending on the trouble state.



Advanced Refrigerant Control*3

Innovative compressor control logic has been introduced in order to balance the refrigerant mass flow rate of each outdoor unit by controlling the inverter speed.



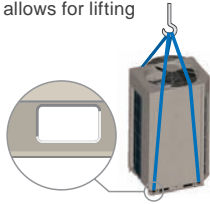
*3:Not available for AIRSTAGE J-II series

Features

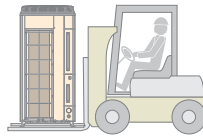
Easy Installation

Easily transported

Easily craned using lifting belt hooks
Design of outdoor unit allows for lifting straps to be used




Transporting by forklift
Transport with forklift is possible.



Can be transported
in a small elevator

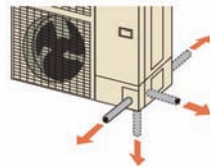


Easy access

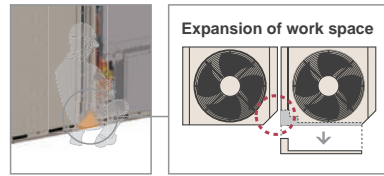


Reduced installation
intervals by front access

Flexible installation by
4 way pipe direction



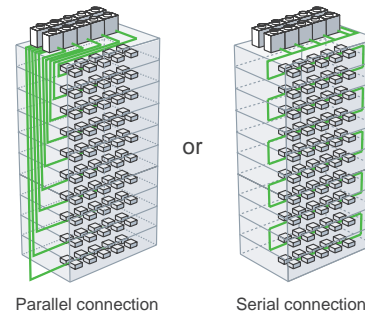
By adopting a L-Shape front panel that can be removed, the work space for installation and service has been significantly expanded by this new design. For multiple installations, work is performed easily and efficiently even in a narrow space.



Simple wiring work

Installation of the wiring systems is made easier as the communication wiring can be installed continuously between the indoor, outdoor and RB units.

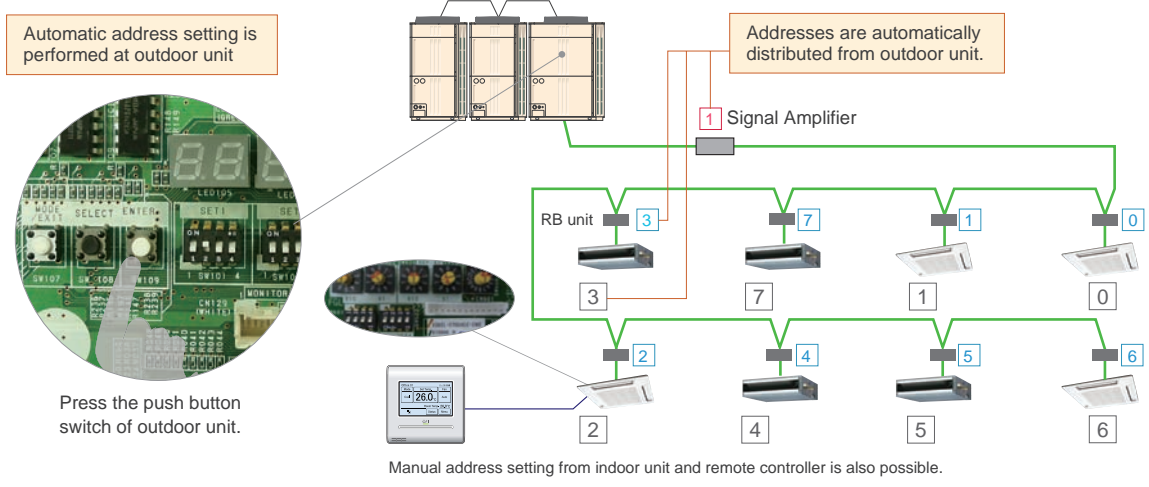
Note: Serial connection can't use the automatic address setting in a multiple refrigerant system.



Up to maximum
length 3,600m

Automatic address setting

The address of the indoor unit, RB unit and signal amplifier through the automatic function setting on the outdoor unit PCB.

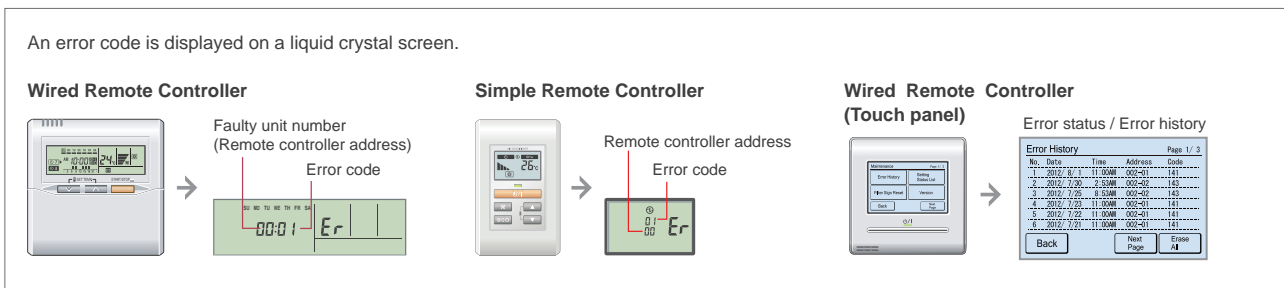


Easy Service & Maintenance

Design for Easy Maintenance



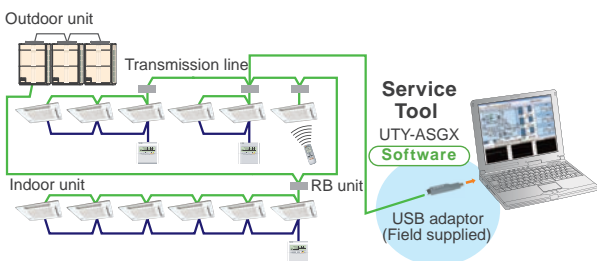
Error status can be checked easily via the indoor unit wired controller



Trouble diagnosis by Service Tool

Connection to Service Tool

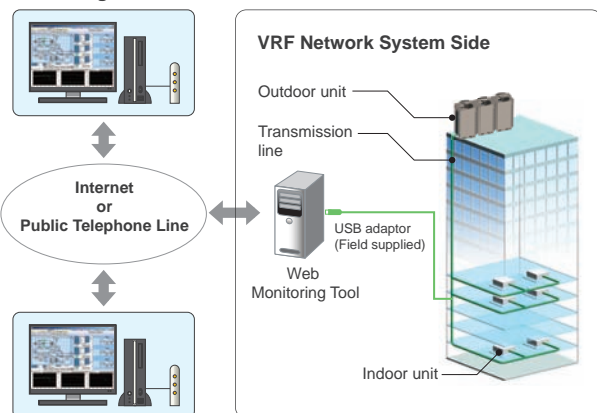
- Detail operation status and recent error history can be checked and analyzed by using the Service Tool.
- Last 5 min. operation memory can be also be recorded.



Remote monitoring

The Web Monitoring system allows you view system operation at all times over the internet ensuring trouble free operation.

Monitoring Side



The operating VRF network system in the building can be monitored real time over the Internet.

Heat pump : AJYA40LALH / AJYA45LALH / AJYA54LALH

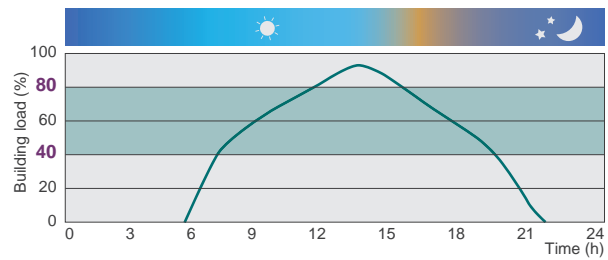
Fujitsu General provides air conditioning systems for a wide range of applications from small office buildings and stores to large houses.



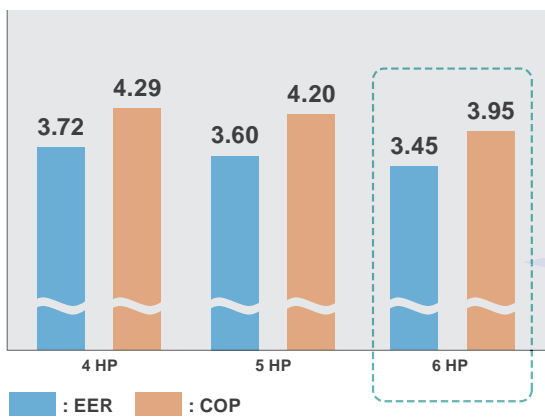
Features

The building load is the range of almost 40 % to 80%. Therefore, most air conditioners do not operate at maximum load, but operate at low to medium loads. Especially, for multi system, operation performance at partial load is important because all the air conditioners do not always operate all the time. Aiming at energy saving performance matched to actual operation, Fujitsu General has developed a high intermediate performance air conditioner corresponding not only to the rated performance at 100% load, but also to low to medium load

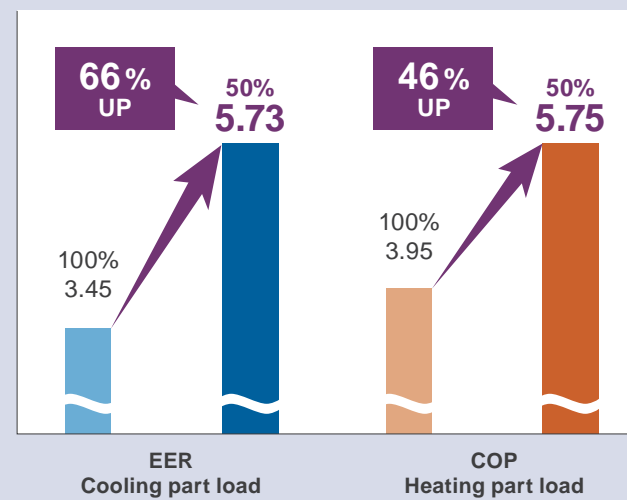
Load curve (a typical office building)



High EER / COP



High part load performance (6HP class)

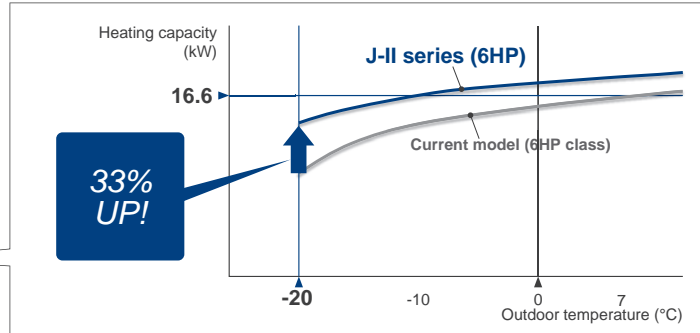


Conditions : Connected indoor units: AUXA30GALH+AUXD24GALH
 Cooling : indoor temp. of 27°CDB / 19°CWB, outdoor temp. of 35°CDB / 24°CWB
 Heating : indoor temp. of 20°CDB / 15°CWB, outdoor temp. of 7°CDB / 6°CWB

Features

Powerful Heating

Heating capacity is improved at low outdoor temperature by our advanced technology.



Advanced high efficiency technology




Large propeller fan

High performance and low noise realized by large propeller and optimization of angle.




DC fan motor

Miniaturized, low noise, high efficiency, multi-stage DC fan motor is mounted.



Large heat exchanger

Heat exchange performance is substantially improved by mounting of 3-row large heat exchanger.



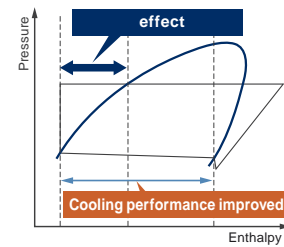
DC inverter control

Efficiency is improved by mounting of new active filter module.



Subcool heat exchanger


Cooling performance is improved by mounting of dual tube heat exchanger.



High efficiency compressor motor

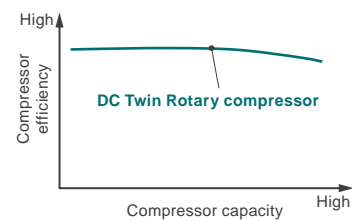
Optimized refrigerant flow design

Highly accurate parts



DC twin rotary compressor

Efficiency in all load regions is good. Especially good performance from low to medium at normal operation.

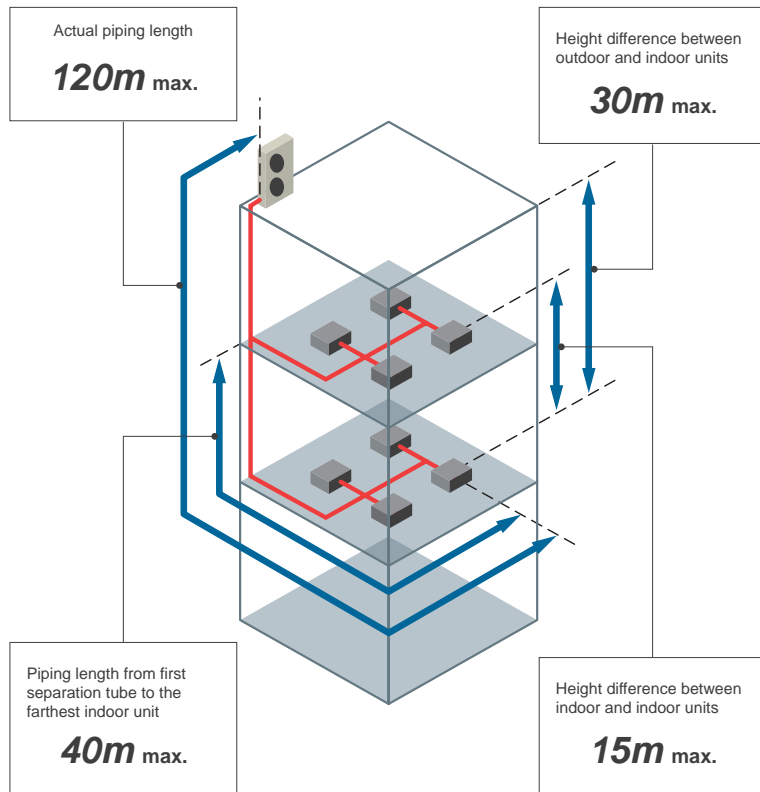



Features

Long Piping Length

Our advanced refrigerant control technology allows us to achieve a total refrigerant piping length of 180 m. This opens up new possibilities in system design.

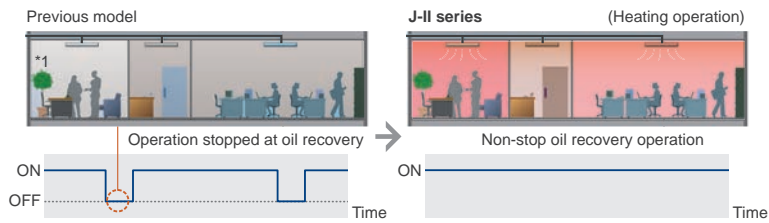
Total pipe length
180m max.



More Comfort


Non-stop oil recovery operation

A comfortable room condition is maintained during oil recovery mode because the product continues to operate without stopping the cooling or heating operation.



Easier Installation

Connection check function : Possible to confirm whether wiring connection and address setting are correct by a quick check run function.



- Display connected indoor unit numbers
- Duplicately set address number of indoor unit can be displayed

Specifications

Rating Capacity range		HP	4	5	6
Model name			AJYA40LALH	AJYA45LALH	AJYA54LALH
Maximum Connectable Indoor Unit			7	8	9
Power source			Single-phase, ~230V, 50Hz		Single-phase, ~230V, 50Hz
Capacity	Cooling	kW	12.1	14.0	15.5
	Heating		13.6	16.0	18.0
Input power	Cooling	kW	3.25	3.89	4.49
	Heating		3.17	3.81	4.56
EER	Cooling	W/W	3.72	3.60	3.45
COP	Heating		4.29	4.20	3.95
Air flow rate		m ³ /h	6,200	6,400	6,900
Sound pressure level	Cooling	dB (A)	50	51	53
	Heating		52	53	55
Heat exchanger fin			Blue fin		Blue fin
Dimensions	Height	mm	1,334	1,334	1,334
	Width	mm	970	970	970
	Depth	mm	370	370	370
Weight		kg	117	117	117
Refrigerant charge		kg	4.8	5.3	5.3
Connection pipe diameter	Liquid	mm	ø9.52	ø9.52	ø9.52
	Gas		ø15.88	ø15.88	ø19.05
Operation range	Cooling	°C	-5 to 46	-5 to 46	-5 to 46
	Heating		-20 to 21	-20 to 21	-20 to 21

Note : Specifications are based on the following conditions.

Cooling : Indoor temperature of 27°CDB / 19°CWB, and outdoor temperature of 35°CDB / 24°CWB.

Heating : Indoor temperature of 20°CDB / (15°CWB), and outdoor temperature of 7°CDB / 6°CWB.

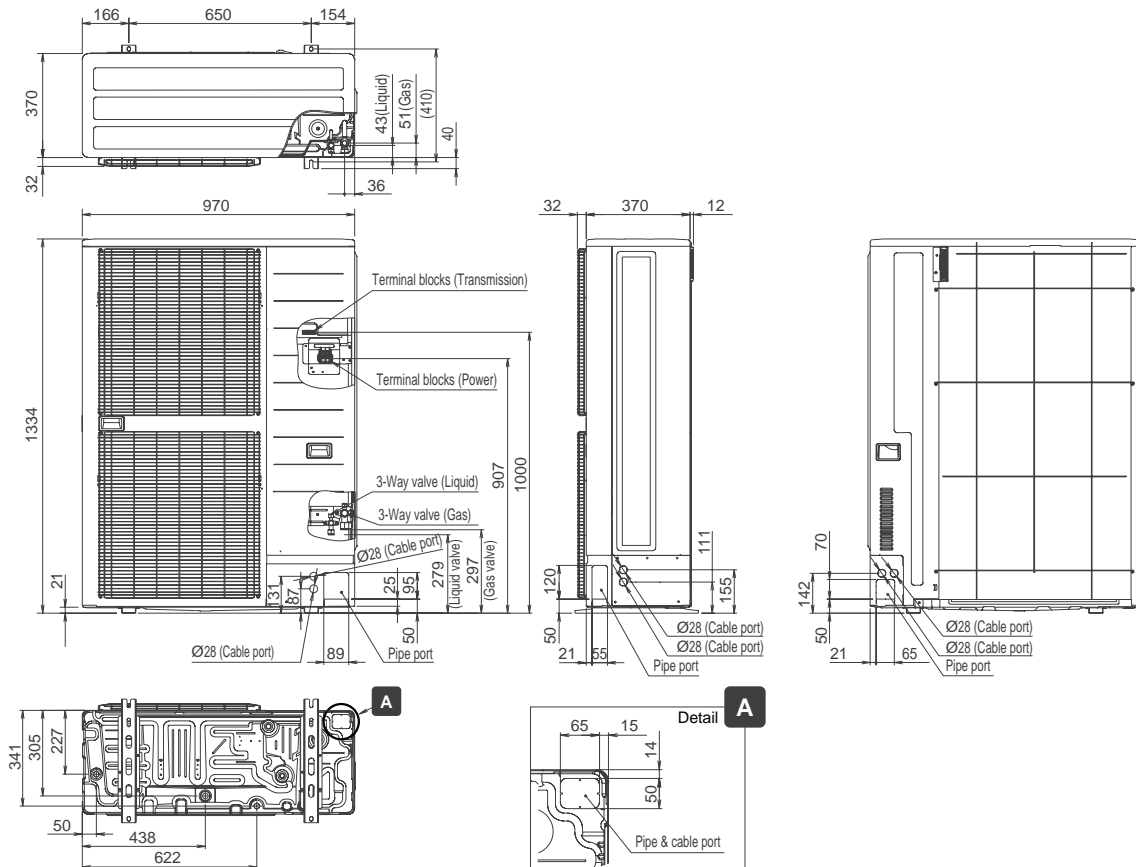
Pipe length : 7.5 m; Height difference between outdoor unit and indoor unit : 0 m.

The protective function may work when using it outside the operation range.

Dimensions

(Unit : mm)

Model : AJYA40LALH / AJYA45LALH / AJYA54LALH



Heat pump

Smart and cutting edge design
 Extensive lineup from 8HP to 48HP in 2HP increment
 Connectable indoor unit capacity ratio up to 150%

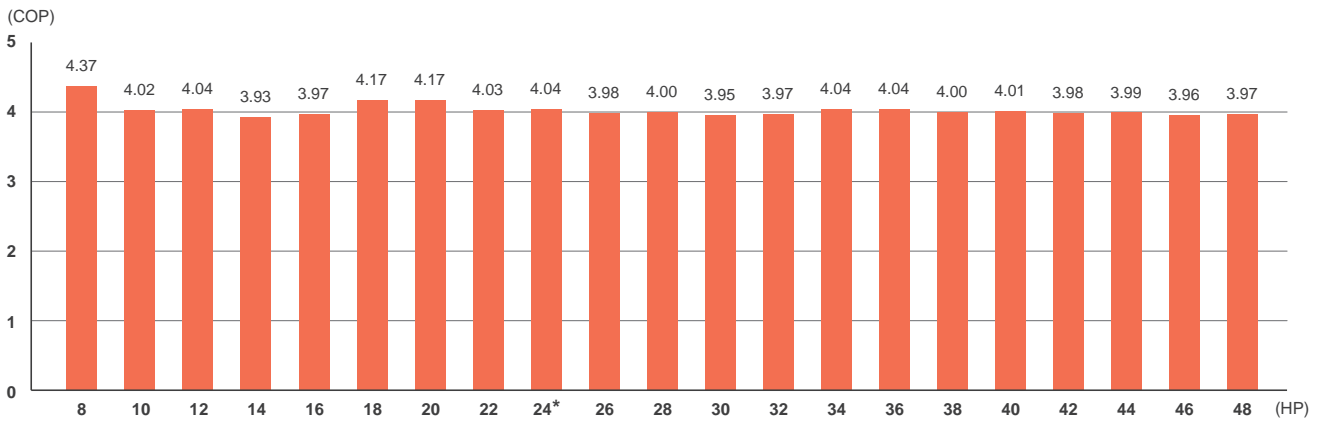


Features

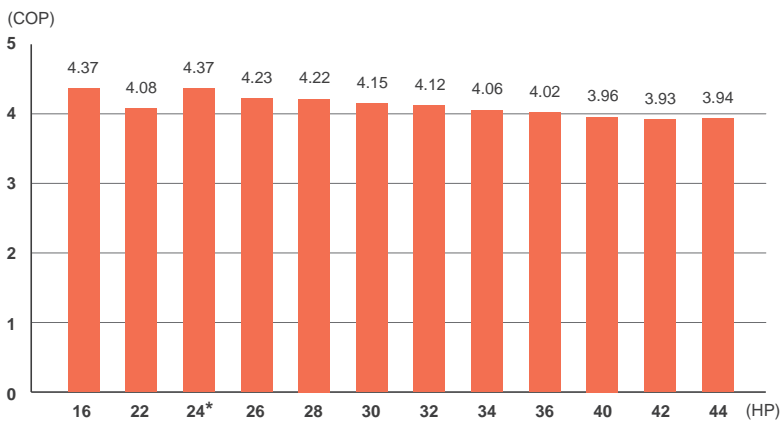
Efficiency in actual operation

Top class high COP is realized for all combinations by our unique heat exchanger structure, high efficient DC twin compressor, and other our own technologies.

Space saving combination



Energy efficiency combination



For 24 HP Combination


Space saving → Energy efficiency

COP 12% UP

Features

Space saving and compact size

Compact size has been achieved by significantly reducing the width of the outdoor units compared to previous models.



Energy saving technology that boosted operation efficiency

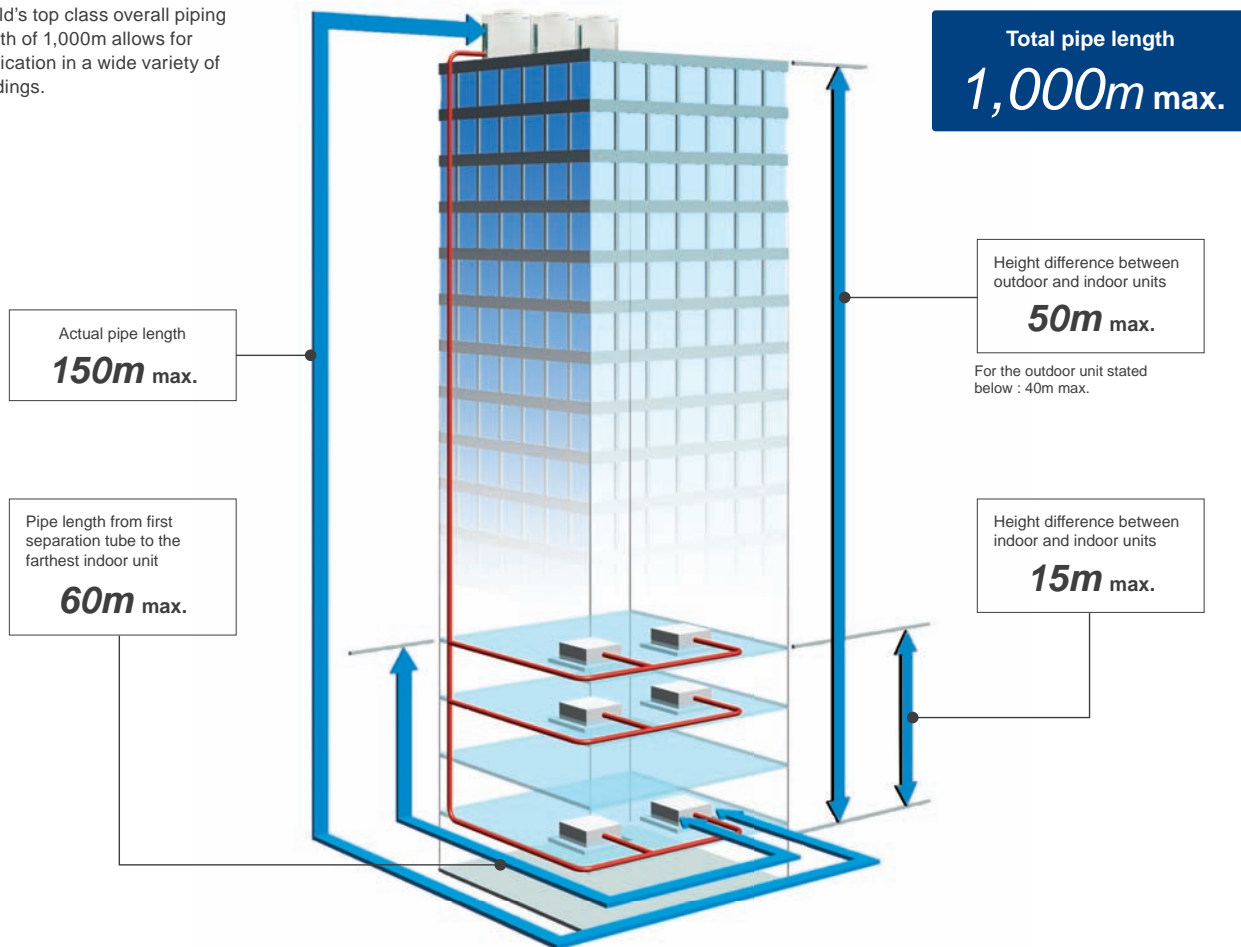
- Powerful large propeller fan**
 By using CFD^{*1} technology, A newly designed fan achieves high performance and low noise operation.
*1. CFD = Computational Fluid Dynamics
- DC fan motor**
 Power consumption has been reduced by 25% compared to previous models by using a compact and high performance DC fan motor.
- Subcool heat exchanger**
 High Heat Exchange efficiency is achieved by using an internal projection shape double pipe construction.
- Sine-wave DC inverter control**
 High efficiency operation is realized by using a sine wave DC inverter control.
- DC twin rotary compressor**
 Significantly greater efficiency is realized by use of a large capacity DC twin rotary compressor with substantially increased refrigerant intake and compression efficiency.
- 4-face heat exchanger**
 Heat exchange efficiency is significantly improved by the introduction of a new 4-face heat exchanger that increases effective surface area.
- Front intake port (corner cut air inhaling structure)**
 In multiple outdoor unit installations, the unique front intake design improves airflow into the Heat Exchanger.

Features

Design Flexibility

Overall piping length 1,000m

World's top class overall piping length of 1,000m allows for application in a wide variety of buildings.




High static pressure of 80Pa

The outdoor unit can have a condenser hood easily connected with a static pressure of 80Pa standard. This allows outdoor units to be installed within plant rooms in high rise buildings.


Powerful discharge with an external static pressure of 80Pa.

80Pa
as standard


Previous model



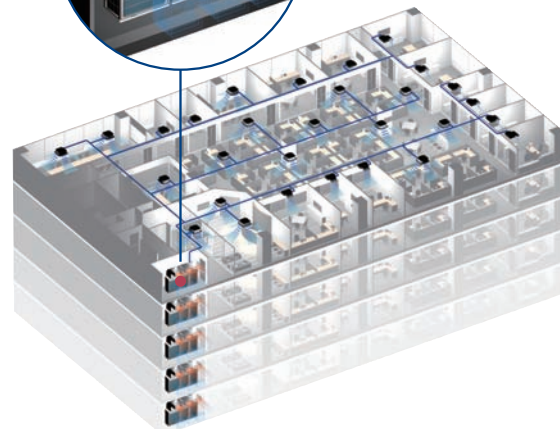
V-II series



Large diameter fan and DC motor has been utilized allowing an external static pressure of 80Pa. This is approximately 2.6 times greater than the previous model.



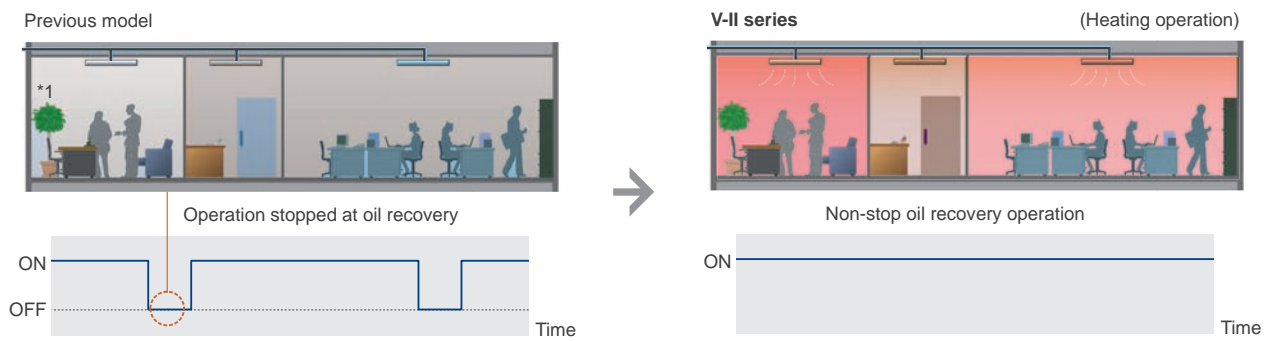
Installation Example



More Comfort

Non-stop oil recovery operation

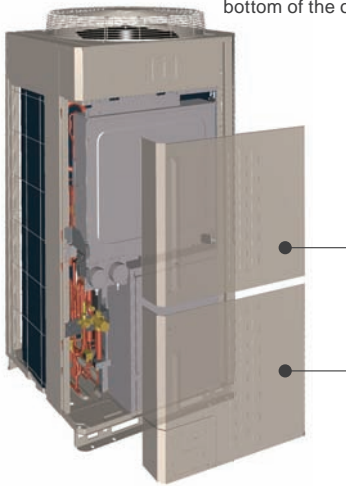
A comfortable room condition is maintained during oil recovery mode because the product continues to operate without stopping the cooling or heating operation.



Easy Service & Maintenance

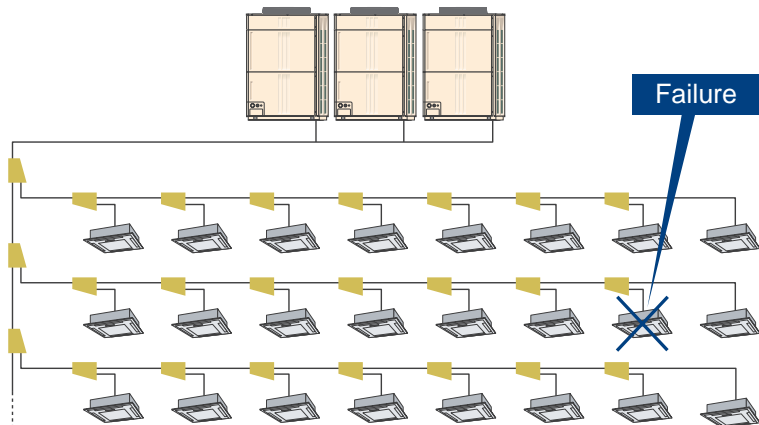
Maintenance of electrical components, valves, and compressor parts from the front is possible.

Split front panel
Split front panel allows for maintenance from top or bottom of the outdoor unit



Indoor unit continuous operation






















Each indoor unit is controlled individually on the system network. This allows all indoor units to continue to operate unaffected even if an error should occur at any indoor unit's on the VRF network system.



Outdoor units lineup

*Combinations other than the followings are not recommended.

Space saving combination

22.4kW (8HP)  AJYA72LALH UNIT : AJYA72LALH	28.0kW (10HP)  AJYA90LALH UNIT : AJYA90LALH	33.5kW (12HP)  AJY108LALH UNIT : AJY108LALH	40.0kW (14HP)  AJY126LALH UNIT : AJY126LALH	45.0kW (16HP)  AJY144LALH UNIT : AJY144LALH
50.4kW (18HP)  AJY162LALH UNIT : AJYA90/A72LALH	55.9kW (20HP)  AJY180LALH UNIT : AJY108/A72LALH	61.5kW (22HP)  AJY198LALH UNIT : AJY108/A90LALH	67.0kW (24HP)  AJY216LALH UNIT : AJY108/108LALH	73.5kW (26HP)  AJY234LALH UNIT : AJY126/108LALH
78.5kW (28HP)  AJY252LALH UNIT : AJY144/108LALH	85.0kW (30HP)  AJY270LALH UNIT : AJY144/126LALH	90.0kW (32HP)  AJY288LALH UNIT : AJY144/144LALH	95.0kW (34HP)  AJY306LALH UNIT : AJY108/108/A90LALH	100.5kW (36HP)  AJY324LALH UNIT : AJY108/108/108LALH
107.0kW (38HP)  AJY342LALH UNIT : AJY126/108/108LALH	112.0kW (40HP)  AJY360LALH UNIT : AJY144/108/108LALH	118.5kW (42HP)  AJY378LALH UNIT : AJY144/126/108LALH	123.5kW (44HP)  AJY396LALH UNIT : AJY144/144/108LALH	130.0kW (46HP)  AJY414LALH UNIT : AJY144/144/126LALH
135.0kW (48HP)  AJY432LALH UNIT : AJY144/144/144LALH				

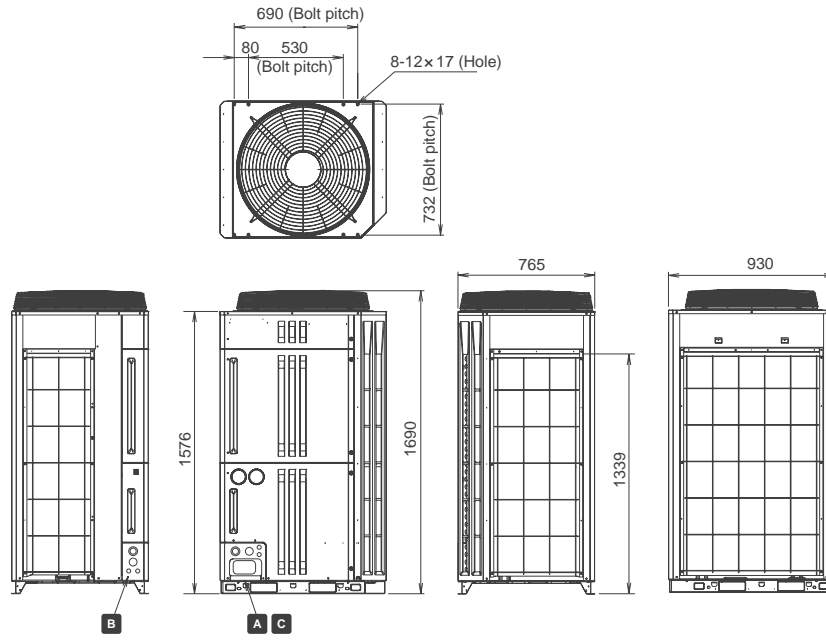
Energy efficiency combination

44.8kW (16HP)  AJY144LALHH UNIT : AJYA72/A72LALH	62.4kW (22HP)  AJY198LALHH UNIT : AJY126/A72LALH	67.2kW (24HP)  AJY216LALHH UNIT : AJYA72/A72/A72LALH	72.8kW (26HP)  AJY234LALHH UNIT : AJYA90/A72/A72LALH	78.3kW (28HP)  AJY252LALHH UNIT : AJY108/A72/A72LALH
84.8kW (30HP)  AJY270LALHH UNIT : AJY126/A72/A72LALH	89.8kW (32HP)  AJY288LALHH UNIT : AJY108/108/A72LALH	95.9kW (34HP)  AJY306LALHH UNIT : AJY126/108/A72LALH	102.4kW (36HP)  AJY324LALHH UNIT : AJY126/126/A72LALH	113.5kW (40HP)  AJY360LALHH UNIT : AJY126/126/108LALH
120.0kW (42HP)  AJY378LALHH UNIT : AJY126/126/126LALH	125.0kW (44HP)  AJY396LALHH UNIT : AJY144/126/126LALH			

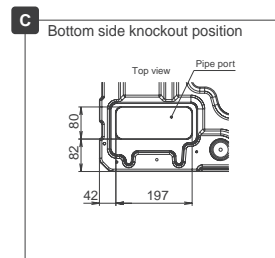
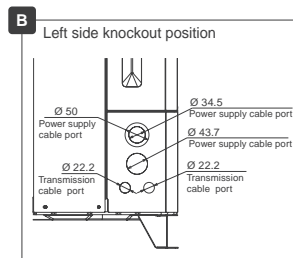
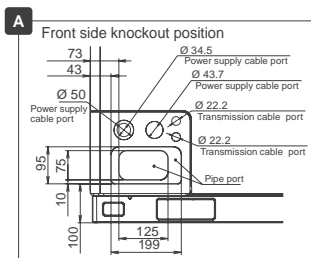
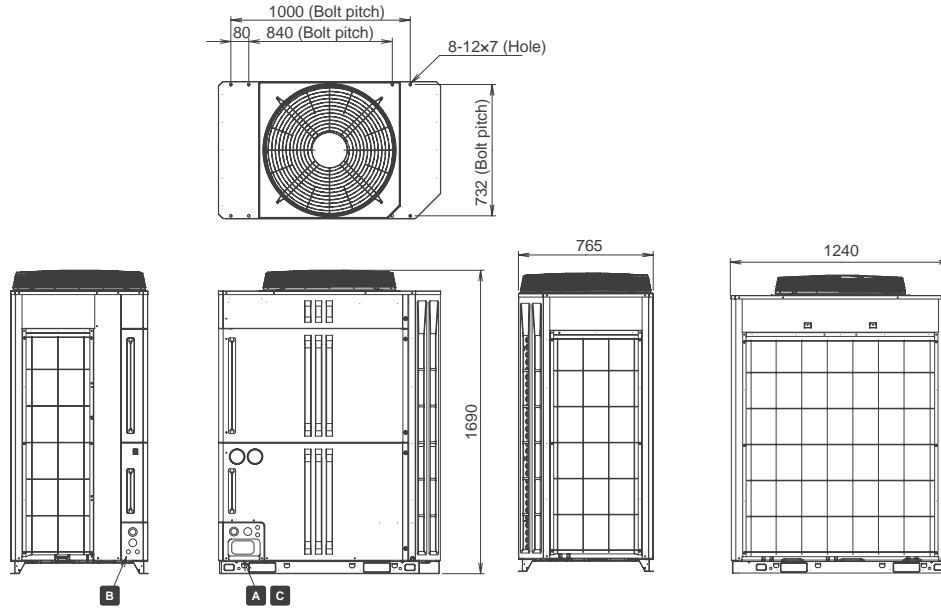
Dimensions

(Unit : mm)

8,10,12HP : AJYA72LALH / AJYA90LALH / AJY108LALH






14,16HP : AJY126LALH / AJY144LALH







Outdoor units specifications

Space Saving Combination













Rating Capacity range		HP	8	10	12	14	16	18	20	22	24
											
Model name			AJYA72LALH	AJYA90LALH	AJY108LALH	AJY126LALH	AJY144LALH	AJY162LALH	AJY180LALH	AJY198LALH	AJY216LALH
Unit 1			AJYA72LALH	AJYA90LALH	AJY108LALH	AJY126LALH	AJY144LALH	AJYA90LALH	AJY108LALH	AJY108LALH	AJY108LALH
Unit 2								AJYA72LALH	AJYA72LALH	AJYA90LALH	AJY108LALH
Unit 3											AJY108LALH
Maximum Connectable Indoor Unit*1			15	16	17	21	24	32	32	32	35
Indoor unit connectable capacity		Cooling kW	11.2-33.6	14.0-42.0	16.8-50.2	20.0-60.0	22.5-67.5	25.2-75.6	28.0-83.8	30.8-92.2	33.5-100.5
Power source			3 Phase ~ 400 V, 50Hz								
Capacity	Cooling	kW	22.4	28.0	33.5	40.0	45.0	50.4	55.9	61.5	67.0
	Heating	kW	25.0	31.5	37.5	45.0	50.0	56.5	62.5	69.0	75.0
Input power	Cooling	kW	5.51	7.73	9.62	11.53	14.17	13.24	15.13	17.35	19.24
	Heating	kW	5.72	7.83	9.28	11.45	12.60	13.55	15.00	17.11	18.56
EER	Cooling	W/W	4.07	3.62	3.48	3.47	3.18	3.81	3.69	3.54	3.48
COP	Heating	W/W	4.37	4.02	4.04	3.93	3.97	4.17	4.17	4.03	4.04
Air flow rate	High	m³/h	11,100	11,100	11,100	13,000	13,000	11,100 x 2	11,100 x 2	11,100 x 2	11,100 x 2
Sound pressure level*2	Cooling	dB (A)	56	58	58	60	61	60	60	61	61
	Heating	dB (A)	58	59	60	61	61	62	62	63	63
Maximum external static pressure		Pa	80	80	80	80	80	80	80	80	80
Compressor motor output		kW	3.9	3.9	3.9 + 4.5	3.9 + 4.5	3.9 + 4.5	3.9 x 2	3.9 x 2 + 4.5	3.9 x 2 + 4.5	3.9 x 2 + 4.5 x 2
Heat exchanger fin			Blue fin	Blue fin	Blue fin	Blue fin	Blue fin	Blue fin	Blue fin	Blue fin	Blue fin
Dimensions	Height	mm	1,690	1,690	1,690	1,690	1,690	1,690	1,690	1,690	1,690
	Width	mm	930	930	930	1,240	1,240	930 x 2	930 x 2	930 x 2	930 x 2
	Depth	mm	765	765	765	765	765	765	765	765	765
Weight		kg	220	220	275	303	303	220 + 220	275 + 220	275 + 220	275 + 275
Refrigerant charge		kg	11.2	11.2	11.8	11.8	11.8	11.2 x 2	11.8 + 11.2	11.8 + 11.2	11.8 x 2
Connection pipe diameter	Liquid	mm	12.70	12.70	12.70	12.70	12.70	15.88	15.88	15.88	15.88
	Gas	mm	22.22	22.22	28.58	28.58	28.58	28.58	28.58	34.92	34.92
Operation range	Cooling	°C	-15 to 46	-15 to 46	-15 to 46	-15 to 46	-15 to 46	-5 to 46	-5 to 46	-5 to 46	-5 to 46
	Heating	°C	-20 to 21	-20 to 21	-20 to 21	-20 to 21	-20 to 21	-20 to 21	-20 to 21	-20 to 21	-20 to 21







Energy Efficiency Combination

Rating Capacity range		HP	16	22	24	26	28	30	
									
Model name			AJY144LALHH	AJY198LALHH	AJY216LALHH	AJY234LALHH	AJY252LALHH	AJY270LALHH	
Unit 1			AJYA72LALH	AJY126LALH	AJYA72LALH	AJYA90LALH	AJY108LALH	AJY126LALH	
Unit 2			AJYA72LALH	AJYA72LALH	AJYA72LALH	AJYA72LALH	AJYA72LALH	AJYA72LALH	
Unit 3					AJYA72LALH	AJYA72LALH	AJYA72LALH	AJYA72LALH	
Maximum Connectable Indoor Unit*1			30	33	36	39	42	45	
Indoor unit connectable capacity		Cooling kW	22.4-67.2	31.2-93.6	33.6-100.8	36.4-109.2	39.2-117.4	42.4-127.2	
Power source			3-phase 4 wire, 400 V, 50Hz						
Capacity	Cooling	kW	44.8	62.4	67.2	72.8	78.3	84.8	
	Heating	kW	50.0	70.0	75.0	81.5	87.5	95.0	
Input power	Cooling	kW	11.02	17.04	16.53	18.75	20.64	22.55	
	Heating	kW	11.44	17.17	17.16	19.27	20.72	22.89	
EER	Cooling	W/W	4.07	3.66	4.07	3.88	3.79	3.76	
COP	Heating	W/W	4.37	4.08	4.37	4.23	4.22	4.15	
Air flow rate	High	m³/h	11,100 x 2	13,000 + 11,100	11,100 x 3	11,100 x 3	11,100 x 3	13,000 + 11,000 x 2	
Sound pressure level*2	Cooling	dB (A)	59	61	61	62	62	63	
	Heating	dB (A)	59	62	61	62	63	63	
Maximum external static pressure		Pa	80	80	80	80	80	80	
Compressor motor output		kW	3.9 x 2	3.9 x 2 + 4.5	3.9 x 3	3.9 x 3	3.9 x 3 + 4.5	3.9 x 3 + 4.5	
Heat exchanger fin			Blue fin	Blue fin	Blue fin	Blue fin	Blue fin	Blue fin	
Dimensions	Height	mm	1,690	1,690	1,690	1,690	1,690	1,690	
	Width	mm	930 x 2	930 + 1,240	930 x 3	930 x 3	930 x 3	930 x 2 + 1,240	
	Depth	mm	765	765	765	765	765	765	
Weight		kg	220 + 220	303 + 220	220 + 220 + 220	220 + 220 + 220	275 + 220 + 220	303 + 220 + 220	
Refrigerant charge		kg	11.2 x 2	11.8 + 11.2	11.2 x 3	11.2 x 3	11.8 + 11.2 x 2	11.8 + 11.2 x 2	
Connection pipe diameter	Liquid	mm	12.70	15.88	15.88	15.88	15.88	19.05	
	Gas	mm	28.58	34.92	34.92	34.92	34.92	34.92	
Operation range	Cooling	°C	-5 to 46	-5 to 46	-5 to 46	-5 to 46	-5 to 46	-5 to 46	
	Heating	°C	-20 to 21	-20 to 21	-20 to 21	-20 to 21	-20 to 21	-20 to 21	

Note : Specifications are based on the following conditions.
 Cooling : Indoor temperature of 27°CDB / 19°CWB, and outdoor temperature of 35°CDB / 24°CWB.
 Heating : Indoor temperature of 20°CDB / (15°CWB), and outdoor temperature of 7°CDB / 6°CWB.

Pipe length : 7.5 m; Height difference between outdoor unit and indoor unit : 0 m.
 When cooling operation will be conducted at outdoor air temperature below -5°C, the outdoor unit must be installed in a position that is higher than or equal to those of indoor units.

26	28	30	32	34	36	38	40	42	44	46	48
											
AJY234LALH	AJY252LALH	AJY270LALH	AJY288LALH	AJY306LALH	AJY324LALH	AJY342LALH	AJY360LALH	AJY378LALH	AJY396LALH	AJY414LALH	AJY432LALH
AJY126LALH AJY108LALH	AJY144LALH AJY108LALH	AJY144LALH AJY126LALH	AJY144LALH AJY144LALH	AJY108LALH AJY108LALH AJYA90LALH	AJY108LALH AJY108LALH AJY108LALH	AJY126LALH AJY108LALH AJY108LALH	AJY144LALH AJY108LALH AJY108LALH	AJY144LALH AJY126LALH AJY108LALH	AJY144LALH AJY144LALH AJY108LALH	AJY144LALH AJY144LALH AJY126LALH	AJY144LALH AJY144LALH AJY144LALH
39	42	45	48	48	48	48	48	48	48	48	48
36.8-110.2	39.3-117.7	42.5-127.5	45.0-135.0	47.5-142.5	50.3-150.7	53.5-160.5	56.0-168.0	59.3-177.7	61.8-185.2	65.0-195.0	67.5-202.5
3 Phase - 400 V, 50Hz											
73.5	78.5	85.0	90.0	95.0	100.5	107.0	112.0	118.5	123.5	130.0	135.0
82.5	87.5	95.0	100.0	106.5	112.5	120.0	125.0	132.5	137.5	145.0	150.0
21.15	23.79	25.70	28.34	26.97	28.86	30.77	33.41	35.32	37.96	39.87	42.51
20.73	21.88	24.05	25.20	26.39	27.84	30.01	31.16	33.33	34.48	36.65	37.80
3.48	3.30	3.31	3.18	3.52	3.48	3.48	3.35	3.36	3.25	3.26	3.18
3.98	4.00	3.95	3.97	4.04	4.04	4.00	4.01	3.98	3.99	3.96	3.97
13,000 + 11,100	13,000 + 11,100	13,000 x 2	13,000 x 2	11,100 x 3	11,100 x 3	13,000 + 11,100 x 2	13,000 + 11,100 x 2	13,000 x 2 + 11,100	13,000 x 2 + 11,100	13,000 x 3	13,000 x 3
62	63	64	64	63	63	64	64	65	65	65	66
64	64	64	64	64	65	65	65	65	65	66	66
80	80	80	80	80	80	80	80	80	80	80	80
3.9 x 2 + 4.5 x 2	3.9 x 2 + 4.5 x 2	3.9 x 2 + 4.5 x 2	3.9 x 2 + 4.5 x 2	3.9 x 3 + 4.5 x 2	3.9 x 3 + 4.5 x 3	3.9 x 3 + 4.5 x 3	3.9 x 3 + 4.5 x 3	3.9 x 3 + 4.5 x 3	3.9 x 3 + 4.5 x 3	3.9 x 3 + 4.5 x 3	3.9 x 3 + 4.5 x 3
Blue fin	Blue fin	Blue fin	Blue fin	Blue fin	Blue fin	Blue fin	Blue fin	Blue fin	Blue fin	Blue fin	Blue fin
1,690	1,690	1,690	1,690	1,690	1,690	1,690	1,690	1,690	1,690	1,690	1,690
930 + 1,240	930 + 1,240	1,240 x 2	1,240 x 2	930 x 3	930 x 3	930 x 2 + 1,240	930 x 2 + 1,240	930 + 1,240 x 2	930 + 1,240 x 2	1,240 x 3	1,240 x 3
765	765	765	765	765	765	765	765	765	765	765	765
303 + 275	303 + 275	303 + 303	296 + 296	275 + 275 + 220	275 + 275 + 275	303 + 275 + 275	303 + 275 + 275	303 + 303 + 275	303 + 303 + 275	303 + 303 + 303	303 + 303 + 303
11.8 x 2	11.8 x 2	11.8 x 2	11.8 x 2	11.8 x 2 + 11.2	11.8 x 3	11.8 x 3	11.8 x 3	11.8 x 3	11.8 x 3	11.8 x 3	11.8 x 3
15.88	15.88	19.05	19.05	19.05	19.05	19.05	19.05	19.05	19.05	19.05	19.05
34.92	34.92	34.92	34.92	34.92	41.27	41.27	41.27	41.27	41.27	41.27	41.27
-5 to 46	-5 to 46	-5 to 46	-5 to 46	-5 to 46	-5 to 46	-5 to 46	-5 to 46	-5 to 46	-5 to 46	-5 to 46	-5 to 46
-20 to 21	-20 to 21	-20 to 21	-20 to 21	-20 to 21	-20 to 21	-20 to 21	-20 to 21	-20 to 21	-20 to 21	-20 to 21	-20 to 21

32	34	36	40	42	44
					
AJY288LALHH	AJY306LALHH	AJY324LALHH	AJY360LALHH	AJY378LALHH	AJY396LALHH
AJY108LALH AJY108LALH AJYA72LALH	AJY126LALH AJY108LALH AJYA72LALH	AJY126LALH AJY126LALH AJYA72LALH	AJY126LALH AJY126LALH AJY108LALH	AJY126LALH AJY126LALH AJY126LALH	AJY144LALH AJY126LALH AJY126LALH
48	48	48	48	48	48
44.7-134.1	48.0-143.8	51.2-153.6	56.8-170.2	60.0-180.0	62.5-187.5
3-phase 4 wire, 400 V, 50Hz					
89.4	95.9	102.4	113.5	120.0	125.0
100.0	107.5	115.0	127.5	135.0	140.0
24.75	26.66	28.57	32.68	34.59	37.23
24.28	26.45	28.62	32.18	34.35	35.50
3.61	3.60	3.58	3.47	3.47	3.36
4.12	4.06	4.02	3.96	3.93	3.94
11,100 x 3	13,000 + 11,100 x 2	13,000 x 2 + 11,100	13,000 x 2 + 11,100	13,000 x 3	13,000 x 3
62	63	64	64	65	65
64	64	65	65	66	66
80	80	80	80	80	80
3.9 x 3 + 4.5 x 2	3.9 x 3 + 4.5 x 2	3.9 x 3 + 4.5 x 2	3.9 x 3 + 4.5 x 3	3.9 x 3 + 4.5 x 3	3.9 x 3 + 4.5 x 3
Blue fin	Blue fin	Blue fin	Blue fin	Blue fin	Blue fin
1,690	1,690	1,690	1,690	1,690	1,690
930 x 3	930 x 2 + 1,240	930 + 1,240 x 2	930 + 1,240 x 2	1,240 x 3	1,240 x 3
765	765	765	765	765	765
275 + 275 + 220	303 + 275 + 220	303 + 303 + 220	303 + 303 + 275	303 + 303 + 303	303 + 303 + 303
11.8 x 2 + 11.2	11.8 x 2 + 11.2	11.8 x 2 + 11.2	11.8 x 3	11.8 x 3	11.8 x 3
19.05	19.05	19.05	19.05	19.05	19.05
34.92	34.92	41.27	41.27	41.27	41.27
-5 to 46	-5 to 46	-5 to 46	-5 to 46	-5 to 46	-5 to 46
-20 to 21	-20 to 21	-20 to 21	-20 to 21	-20 to 21	-20 to 21

*1 Minimum connectable indoor unit number is 2.

However ARXC72 and ARXC90 can be used signal connection.

*2 The noise value is the value when measured in an anechoic room.

When measured in the actual installed state, surrounding noise and reflections are received and the measured value is usually larger than the indicated value.

NEW Heat Recovery

Smart and cutting edge design
 Extensive lineup from 8HP to 48HP in 2HP increment
 Connectable indoor unit capacity ratio up to 150%



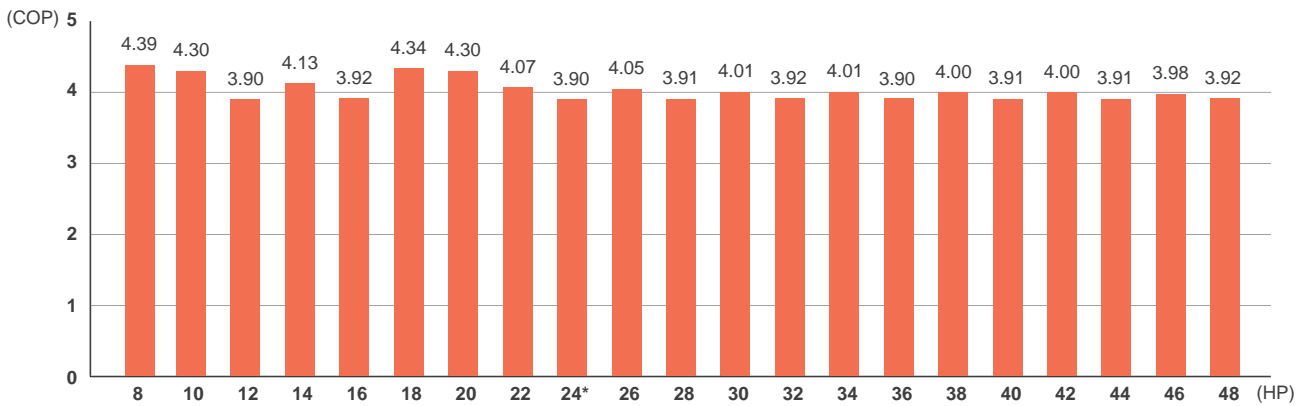
Features

High Efficiency

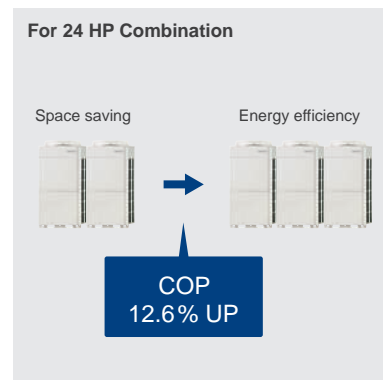
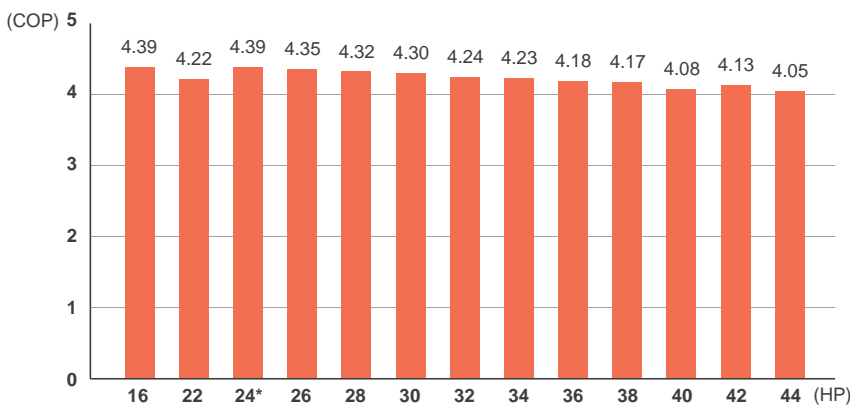
Efficiency in actual operation

Top class high COP is realized for all combinations by our unique heat exchanger structure, high efficient DC twin compressor, and other our own technologies.

Space saving combination



Energy efficiency combination



Features

Energy saving technology that boosted operation efficiency



Powerful large propeller fan
By using CFD^{*1} technology, a newly designed fan achieves high performance and low noise operation.
*1. CFD = Computational Fluid Dynamics



3 phase DC fan motor
Efficiency is substantially improved by high efficient motor with sophisticated driver control. In addition, low noise is realized by DC fan motor.



Subcool heat exchanger
High Heat Exchange efficiency is achieved by using an internal projection shape double pipe construction.



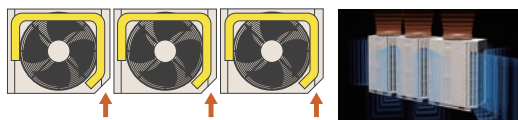
Sine-wave DC inverter control
High efficiency is realized by adoption of reduced switching loss IPM.




**High efficient compressor
Large capacity DC inverter compressor**
Large capacity high efficient DC twin rotary compressor with excellent intermediate capability.



4-face heat exchanger
Heat exchange efficiency is significantly improved by the introduction of a new 4-face heat exchanger that increases effective surface area.

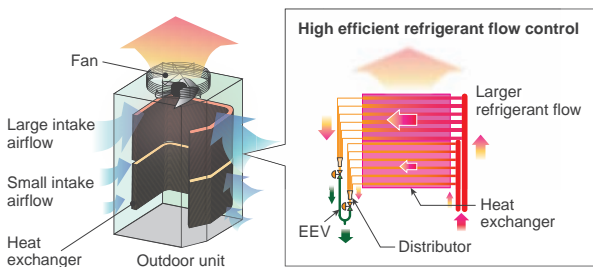


**Front intake port
(corner cut air inhaling structure)**
In multiple outdoor unit installations, the unique front intake design improves airflow into the Heat Exchanger.



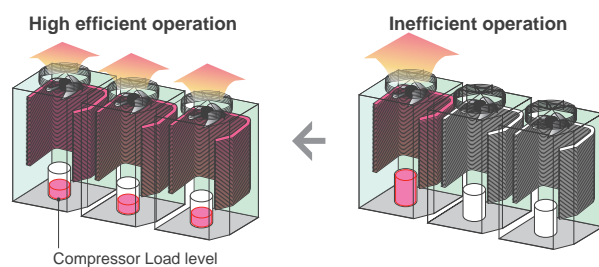
Ideal heat exchanger path control

Heat exchanger is split into top and bottom. Heat exchange efficiency is improved by optimum heat exchanger path refrigerant control. Refrigerant is more distributed at the top side heat exchanger with a large intake airflow.



Sophisticated operation control

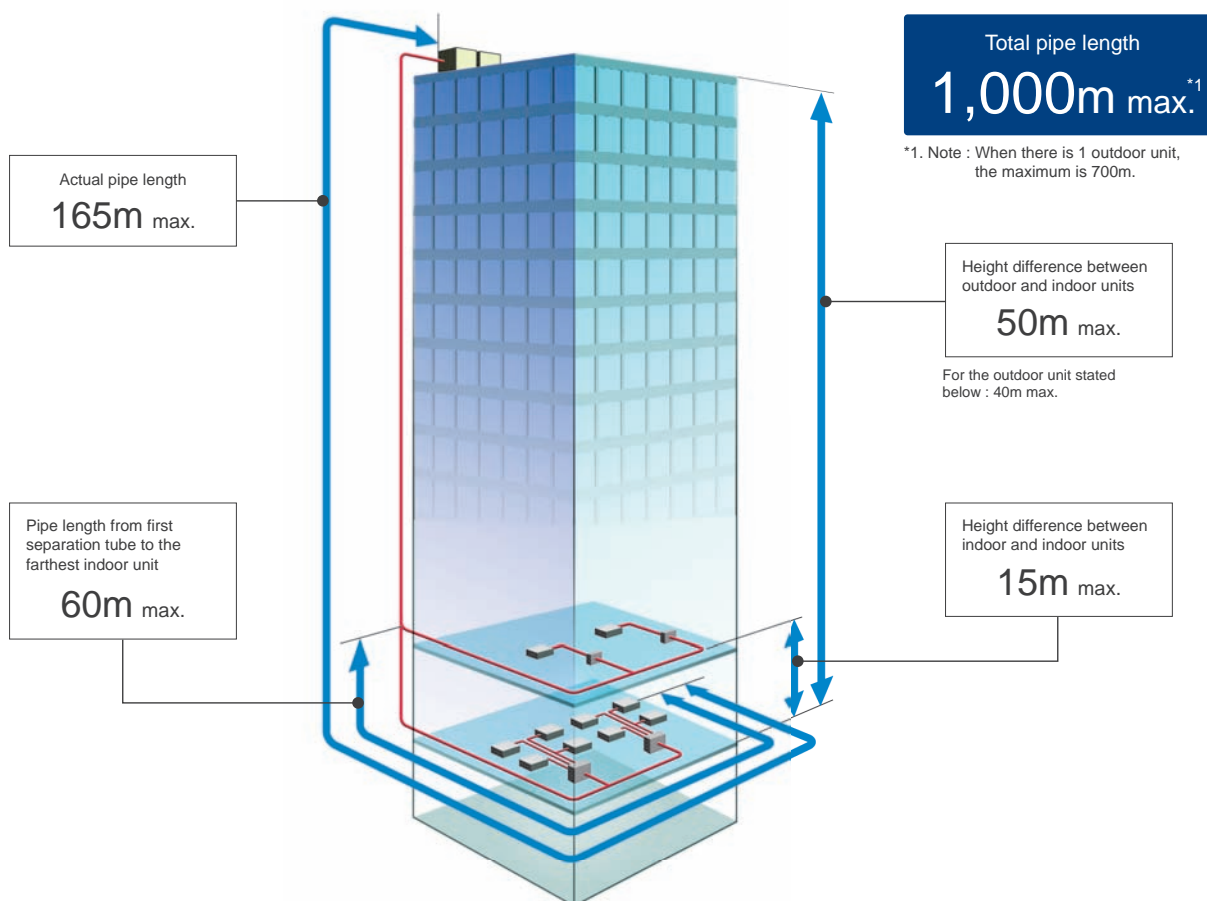
When multiple outdoor units are connected, sophisticated operation is performed by each compressor. Efficiency is improved by all compressors at part load and distributing refrigerant to all of the heat exchangers rather than to one compressor.



Features

Design Flexibility

Overall piping length 1,000m




High static pressure of 80 Pa

Large diameter fan and 3 phase DC motor has been utilized allowing an external static pressure of 80Pa. This allows outdoor units to be installed on balconies, etc. on each floor in high rise buildings.


Powerful discharge with an external static pressure of 80Pa.

80 Pa
as standard


Previous model



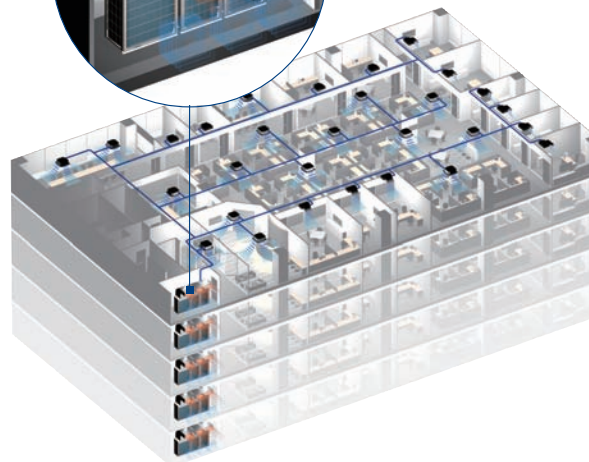
V-II series



Large diameter fan and DC motor has been utilized allowing an external static pressure of 80Pa. This is approximately 2.6 times greater than the previous model.

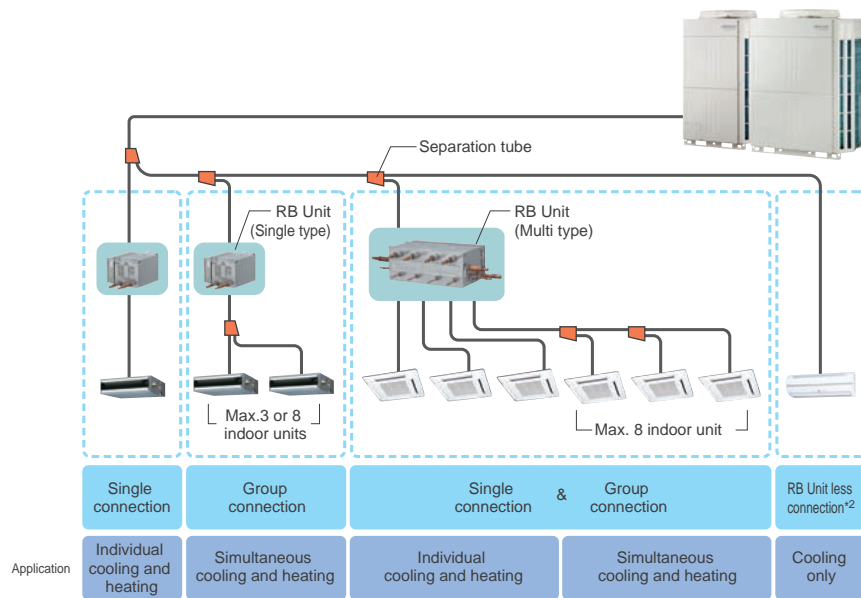


Installation Example



Flexible piping connection

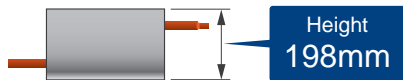
A more flexible refrigerant piping work is possible by the use of various piping and RB Unit connections, for adjustments to the floor layout and building structure.



- The RB unit can be freely positioned between the first branch and the indoor unit.
- The maximum height difference between RB units is 15 m.
- *2. RB Unit is not necessary for cooling only use.

Easy Installation & Maintenance

Flexible installation of RB unit


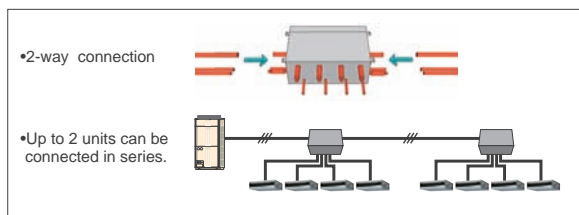


- Small & slim design saves space
- A drain pipe is not required
- The control box position can be changed to meet the installation conditions



Installation possible from either side for freedom of the control box Installation possible on the upper-side for use in narrow space

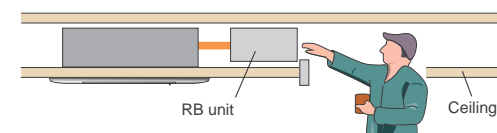
- Small design saves space
- A drain pipe is not required
- Simple installation series connection design



Easy to maintenance in a narrow space

- Maintenance can be performed from the side.
- Electric box can be temporarily fixed by sliding down.














- Parts can be replaced easily even at narrow space in the ceiling.



Outdoor units lineup

•Combinations other than the followings are not recommended.

Space saving combination

22.4kW (8HP)  AJYA72GALH UNIT : AJYA72GALH	28.0kW (10HP)  AJYA90GALH UNIT : AJYA90GALH	33.5kW (12HP)  AJY108GALH UNIT : AJY108GALH	40.0kW (14HP)  AJY126GALH UNIT : AJY126GALH	45.0kW (16HP)  AJY144GALH UNIT : AJY144GALH
50.4kW (18HP)  AJY162GALH UNIT : AJYA90/A72GALH	56.0kW (20HP)  AJY180GALH UNIT : AJYA90/A90GALH	61.5kW (22HP)  AJY198GALH UNIT : AJY108/A90GALH	67.0kW (24HP)  AJY216GALH UNIT : AJY108/108GALH	73.0kW (26HP)  AJY234GALH UNIT : AJY144/A90GALH
78.5kW (28HP)  AJY252GALH UNIT : AJY144/108GALH	85.0kW (30HP)  AJY270GALH UNIT : AJY144/126GALH	90.0kW (32HP)  AJY288GALH UNIT : AJY144/144GALH	95.0kW (34HP)  AJY306GALH UNIT : AJY108/108/A90GALH	100.5kW (36HP)  AJY324GALH UNIT : AJY108/108/108GALH
106.5kW (38HP)  AJY342GALH UNIT : AJY144/108/A90GALH	112.0kW (40HP)  AJY360GALH UNIT : AJY144/108/108GALH	118.0kW (42HP)  AJY378GALH UNIT : AJY144/144/A90GALH	123.5kW (44HP)  AJY396GALH UNIT : AJY144/144/108GALH	130.0kW (46HP)  AJY414GALH UNIT : AJY144/144/126GALH
135.0kW (48HP)  AJY432GALH UNIT : AJY144/144/144GALH				

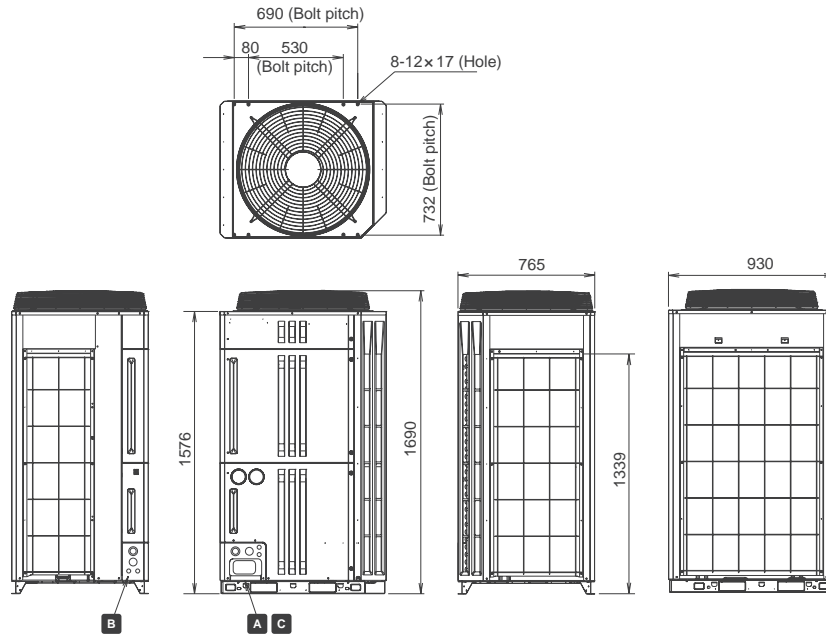
Energy efficiency combination

44.8kW (16HP)  AJY144GALHH UNIT : AJYA72/A72GALH	62.4kW (22HP)  AJY198GALHH UNIT : AJY126/A72GALH	67.2kW (24HP)  AJY216GALHH UNIT : AJYA72/A72/A72GALH	72.8kW (26HP)  AJY234GALHH UNIT : AJYA90/A72/A72GALH	78.4kW (28HP)  AJY252GALHH UNIT : AJYA90/A90/A72GALH
84.0kW (30HP)  AJY270GALHH UNIT : AJYA90/A90/A90GALH	90.4kW (32HP)  AJY288GALHH UNIT : AJY126/A90/A72GALH	96.0kW (34HP)  AJY306GALHH UNIT : AJY126/A90/A90GALH	102.4kW (36HP)  AJY324GALHH UNIT : AJY126/126/A72GALH	108.0kW (38HP)  AJY342GALHH UNIT : AJY126/126/A90GALH
113.0kW (40HP)  AJY360GALHH UNIT : AJY144/126/A90GALH	120.0kW (42HP)  AJY378GALHH UNIT : AJY126/126/126GALH	125.0kW (44HP)  AJY396GALHH UNIT : AJY144/126/126GALH		

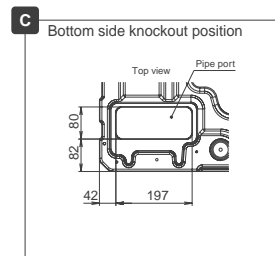
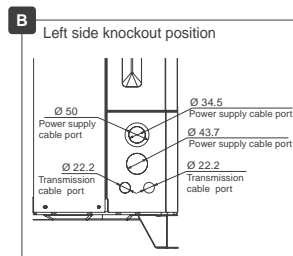
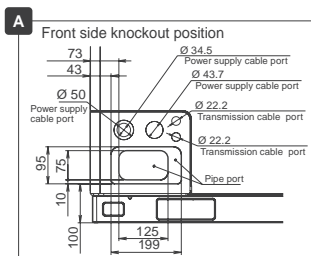
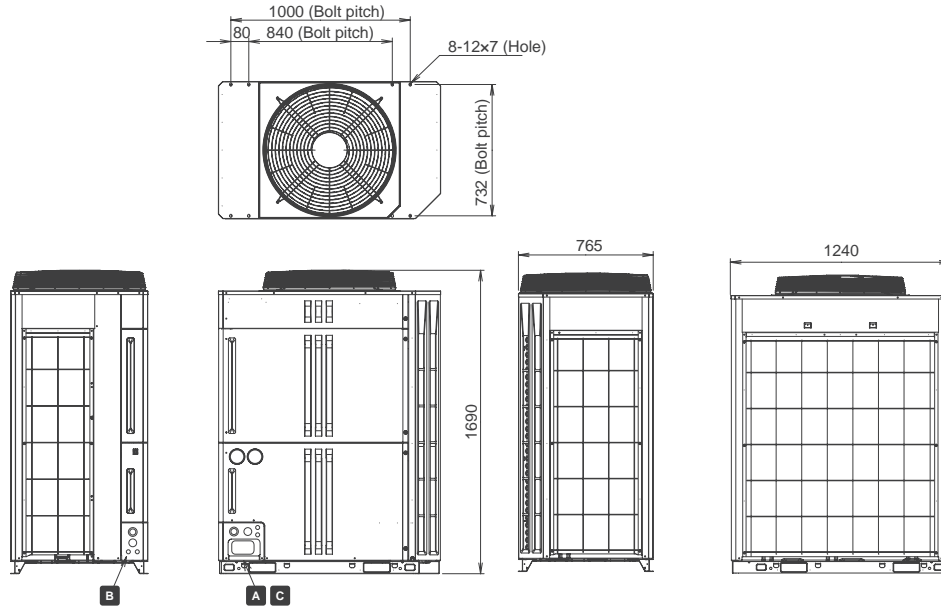
Dimensions

(Unit : mm)

8,10,12HP : AJYA72GALH / AJYA90GALH / AJY108GALH






14,16HP : AJY126GALH / AJY144GALH






Outdoor units specifications

Space Saving Combination

Rating Capacity range	HP	8	10	12	14	16	18	20	22	24
										
Set Model name		AJYA72GALH	AJYA90GALH	AJY108GALH	AJY126GALH	AJY144GALH	AJY162GALH	AJY180GALH	AJY198GALH	AJY216GALH
Unit 1		AJYA72GALH	AJYA90GALH	AJY108GALH	AJY126GALH	AJY144GALH	AJYA90GALH	AJYA90GALH	AJY108GALH	AJY108GALH
Unit 2							AJYA72GALH	AJYA90GALH	AJYA90GALH	
Unit 3										AJY108GALH
Maximum Connectable Indoor Unit ^{*1}		15	16	17	21	24	27	30	32	35
Indoor unit connectable capacity	kW	11.2-33.6	14.0-42.0	16.8-50.2	20.0-60.0	22.5-67.5	25.2-75.6	28.0-84.0	30.8-92.2	33.5-100.5
Power source		3-phase 4 wire , 400 V, 50Hz								
Capacity	Cooling	22.4	28.0	33.5	40.0	45.0	50.4	56.0	61.5	67.0
	Heating	25.0	31.5	37.5	45.0	50.0	56.5	63.0	69.0	75.0
Input power	Cooling	5.45	7.11	9.75	11.34	13.61	12.56	14.22	16.86	19.50
	Heating	5.70	7.33	9.62	10.90	12.77	13.03	14.66	16.95	19.24
EER	Cooling	4.11	3.94	3.44	3.53	3.31	4.01	3.94	3.65	3.44
COP	Heating	4.39	4.30	3.90	4.13	3.92	4.34	4.30	4.07	3.90
Air flow late		m ³ /h	11,100	11,100	11,100	13,000	13,000	11,100x2	11,100x2	11,100x2
Sound pressure level ^{*2}	Cooling	56	58	59	60	61	60	61	62	62
	Heating	58	59	61	61	61	62	62	63	64
Maximum external static pressure	Pa	80	80	80	80	80	80	80	80	80
Compressor motor output	kW	7.5	7.5	7.5	11.0	11.0	7.5x2	7.5x2	7.5x2	7.5x2
Heat exchanger fin		Blue fin	Blue fin	Blue fin	Blue fin	Blue fin	Blue fin	Blue fin	Blue fin	Blue fin
Dimensions	Height	1,690	1,690	1,690	1,690	1,690	1,690	1,690	1,690	1,690
	Width	930	930	930	1,240	1,240	930x2	930x2	930x2	930x2
	Depth	765	765	765	765	765	765	765	765	765
Weight	kg	262	262	262	286	286	262x2	262x2	262x2	262x2
Refrigerant charge	kg	11.8	11.8	11.8	11.8	11.8	11.8x2	11.8x2	11.8x2	11.8x2
Connection pipe diameter	Liquid	12.70	12.70	12.70	12.70	12.70	15.88	15.88	15.88	15.88
	Discharge Gas	15.88	19.05	19.05	22.22	22.22	22.22	22.22	28.58	28.58
	Suction Gas	22.22	22.22	28.58	28.58	28.58	28.58	28.58	34.92	34.92
Operation range	Cooling	-10 to 46	-10 to 46	-10 to 46	-10 to 46	-10 to 46	-10 to 46	-10 to 46	-10 to 46	-10 to 46
	Heating	-20 to 21	-20 to 21	-20 to 21	-20 to 21	-20 to 21	-20 to 21	-20 to 21	-20 to 21	-20 to 21
	Cooling/Heating	-10 to 21	-10 to 21	-10 to 21	-10 to 21	-10 to 21	-10 to 21	-10 to 21	-10 to 21	-10 to 21

Energy Efficiency Combination

Rating Capacity range	HP	16	22	24	26	28	30
							
Set Model name		AJY144GALHH	AJY198GALHH	AJY216GALHH	AJY234GALHH	AJY252GALHH	AJY270GALHH
Unit 1		AJYA72GALH	AJY126GALH	AJYA72GALH	AJYA90GALH	AJYA90GALH	AJYA90GALH
Unit 2		AJYA72GALH	AJYA72GALH	AJYA72GALH	AJYA72GALH	AJYA90GALH	AJYA90GALH
Unit 3				AJYA72GALH	AJYA72GALH	AJYA72GALH	AJYA90GALH
Maximum Connectable Indoor Unit ^{*1}		24	33	36	39	42	45
Indoor unit connectable capacity	kW	22.4-67.2	31.2-93.6	33.6-100.8	36.4-109.2	39.2-117.6	42.0-126.0
Power source		3-phase 4 wire , 400 V, 50Hz					
Capacity	Cooling	44.8	62.4	67.2	72.8	78.4	84.0
	Heating	50.0	70.0	75.0	81.5	88.0	94.5
Input power	Cooling	10.90	16.79	16.35	18.01	19.67	21.33
	Heating	11.40	16.60	17.10	18.73	20.36	21.99
EER	Cooling	4.11	3.72	4.11	4.04	3.99	3.94
COP	Heating	4.39	4.22	4.39	4.35	4.32	4.30
Air flow late		m ³ /h	11,100x2	13,000+11,100	11,100x3	11,100x3	11,100x3
Sound pressure level ^{*2}	Cooling	59	61	61	62	62	63
	Heating	61	63	63	63	63	64
Maximum external static pressure	Pa	80	80	80	80	80	80
Compressor motor output	kW	7.5x2	11.0+7.5	7.5x3	7.5x3	7.5x3	7.5x3
Heat exchanger fin		Blue fin	Blue fin	Blue fin	Blue fin	Blue fin	Blue fin
Dimensions	Height	1,690	1,690	1,690	1,690	1,690	1,690
	Width	930x2	1,240+930	930x3	930x3	930x3	930x3
	Depth	765	765	765	765	765	765
Weight	kg	262x2	286+262	262x3	262x3	262x3	262x3
Refrigerant charge	kg	11.8x2	11.8x2	11.8x3	11.8x3	11.8x3	11.8x3
Connection pipe diameter	Liquid	12.70	15.88	15.88	15.88	15.88	19.05
	Discharge Gas	22.22	28.58	28.58	28.58	28.58	28.58
	Suction Gas	28.58	34.92	34.92	34.92	34.92	34.92
Operation range	Cooling	-10 to 46	-10 to 46	-10 to 46	-10 to 46	-10 to 46	-10 to 46
	Heating	-20 to 21	-20 to 21	-20 to 21	-20 to 21	-20 to 21	-20 to 21
	Cooling/Heating	-10 to 21	-10 to 21	-10 to 21	-10 to 21	-10 to 21	-10 to 21

Note : Specifications are based on the following conditions.

Cooling : Indoor temperature of 27°CDB / 19°CWB, and outdoor temperature of 35°CDB / 24°CWB.
 Heating : Indoor temperature of 20°CDB / (15°CWB), and outdoor temperature of 7°CDB / 6°CWB.

Pipe length : 7.5 m; Height difference between outdoor unit and indoor unit : 0 m.

When cooling operation will be conducted at outdoor air temperature below -5°C, the outdoor unit must be installed in a position that is higher than or equal to those of indoor units.

26		28		30		32		34		36		38		40		42		44		46		48		
AJY234GALH	AJY252GALH	AJY270GALH	AJY288GALH	AJY306GALH	AJY324GALH	AJY342GALH	AJY360GALH	AJY378GALH	AJY396GALH	AJY414GALH	AJY432GALH	AJY144GALH	AJY144GALH	AJY144GALH	AJY144GALH	AJY144GALH	AJY144GALH	AJY144GALH	AJY144GALH	AJY144GALH	AJY144GALH	AJY144GALH	AJY144GALH	
AJYA90GALH	AJY108GALH	AJY126GALH	AJY144GALH	AJY108GALH	AJY108GALH	AJY108GALH	AJY108GALH	AJY144GALH	AJY144GALH	AJY144GALH	AJY144GALH	AJY108GALH	AJY108GALH	AJY108GALH	AJY108GALH	AJY108GALH	AJY108GALH	AJY108GALH	AJY108GALH	AJY126GALH	AJY144GALH	AJY144GALH	AJY144GALH	
39	42	45	48	50	53	57	60	63	64	64	64	39	42	45	48	50	53	57	60	63	64	64	64	
36.5-109.5	39.3-117.7	42.5-127.5	45.0-135.0	47.5-142.5	50.3-150.7	53.3-159.7	56.0-168.0	59.0-177.0	61.8-185.2	65.0-195.0	67.5-202.5													
3-phase 4 wire, 400 V, 50Hz																								
73.0	78.5	85.0	90.0	95.0	100.5	106.5	112.0	118.0	123.5	130.0	135.0													
81.5	87.5	95.0	100.0	106.5	112.5	119.0	125.0	131.5	137.5	145.0	150.0													
20.72	23.36	24.95	27.22	26.61	29.25	30.47	33.11	34.33	36.97	38.56	40.83													
20.10	22.39	23.67	25.54	26.57	28.86	29.72	32.01	32.87	35.16	36.44	38.31													
3.52	3.36	3.41	3.31	3.57	3.44	3.50	3.38	3.44	3.34	3.37	3.31													
4.05	3.91	4.01	3.92	4.01	3.90	4.00	3.91	4.00	3.91	3.98	3.92													
13,000+11,100	13,000+11,100	13,000x2	13,000x2	11,100x3	11,100x3	13,000+11,100x2	13,000+11,100x2	13,000x2+11,100	13,000x2+11,100	13,000x3	13,000x3													
63	63	64	64	63	64	64	65	65	65	65	66													
63	64	64	64	65	66	65	66	66	66	66	66													
80	80	80	80	80	80	80	80	80	80	80	80													
11.0+7.5	11.0+7.5	11.0x2	11.0x2	7.5x3	7.5x3	11.0+7.5x2	11.0+7.5x2	11.0x2+7.5	11.0x2+7.5	11.0x3	11.0x3													
Blue fin	Blue fin	Blue fin	Blue fin	Blue fin	Blue fin	Blue fin	Blue fin	Blue fin	Blue fin	Blue fin	Blue fin													
1,690	1,690	1,690	1,690	1,690	1,690	1,690	1,690	1,690	1,690	1,690	1,690													
1,240+930	1,240+930	1,240x2	1,240x2	930x3	930x3	1,240+930x2	1,240+930x2	1,240x2+930	1,240x2+930	1,240x3	1,240x3													
765	765	765	765	765	765	765	765	765	765	765	765													
286+262	286+262	286x2	286x2	286x3	286x3	286+262x2	286+262x2	286x2+262	286x2+262	286x3	286x3													
11.8x2	11.8x2	11.8x2	11.8x2	11.8x3	11.8x3	11.8x3	11.8x3	11.8x3	11.8x3	11.8x3	11.8x3													
15.88	15.88	19.05	19.05	19.05	19.05	19.05	19.05	19.05	19.05	19.05	19.05													
28.58	28.58	28.58	28.58	28.58	28.58	34.92	34.92	34.92	34.92	34.92	34.92													
34.92	34.92	34.92	34.92	34.92	41.27	41.27	41.27	41.27	41.27	41.27	41.27													
-10 to 46	-10 to 46	-10 to 46	-10 to 46	-10 to 46	-10 to 46	-10 to 46	-10 to 46	-10 to 46	-10 to 46	-10 to 46	-10 to 46													
-20 to 21	-20 to 21	-20 to 21	-20 to 21	-20 to 21	-20 to 21	-20 to 21	-20 to 21	-20 to 21	-20 to 21	-20 to 21	-20 to 21													
-10 to 21	-10 to 21	-10 to 21	-10 to 21	-10 to 21	-10 to 21	-10 to 21	-10 to 21	-10 to 21	-10 to 21	-10 to 21	-10 to 21													

32		34		36		38		40		42		44	
AJY288GALHH	AJY306GALHH	AJY324GALHH	AJY342GALHH	AJY360GALHH	AJY378GALHH	AJY396GALHH	AJY126GALH	AJY126GALH	AJY126GALH	AJY126GALH	AJY126GALH	AJY144GALH	AJY126GALH
AJYA90GALH	AJYA90GALH	AJYA90GALH	AJYA90GALH	AJYA90GALH	AJYA90GALH	AJYA90GALH	AJY126GALH	AJY126GALH	AJY126GALH	AJY126GALH	AJY126GALH	AJY126GALH	AJY126GALH
48	51	54	57	60	64	64	48	51	54	57	60	64	64
45.2-135.6	48.0-144.0	51.2-153.6	54.0-162.0	56.5-169.5	60.0-180.0	62.5-187.5							
3-phase 4 wire, 400 V, 50Hz													
90.4	96.0	102.4	108.0	113.0	120.0	125.0							
101.5	108.0	115.0	121.5	126.5	135.0	140.0							
23.90	25.56	28.13	29.79	32.06	34.02	36.29							
23.93	25.56	27.50	29.13	31.00	32.70	34.57							
3.78	3.76	3.64	3.63	3.52	3.53	3.44							
4.24	4.23	4.18	4.17	4.08	4.13	4.05							
13,000+11,100x2	13,000+11,100x2	13,000x2+11,100	13,000x2+11,100	13,000x2+11,100	13,000x3	13,000x3							
63	64	64	64	65	65	65							
64	65	65	65	65	66	66							
80	80	80	80	80	80	80							
11.0+7.5x2	11.0+7.5x2	11.0x2+7.5	11.0x2+7.5	11.0x2+7.5	11.0x3	11.0x3							
Blue fin	Blue fin	Blue fin	Blue fin	Blue fin	Blue fin	Blue fin							
1,690	1,690	1,690	1,690	1,690	1,690	1,690							
1,240+930x2	1,240+930x2	1,240x2+930	1,240x2+930	1,240x2+930	1,240x3	1,240x3							
765	765	765	765	765	765	765							
286+262x2	286+262x2	286x2+262	286x2+262	286x2+262	286x3	286x3							
11.8x3	11.8x3	11.8x3	11.8x3	11.8x3	11.8x3	11.8x3							
19.05	19.05	19.05	19.05	19.05	19.05	19.05							
28.58	28.58	28.58	34.92	34.92	34.92	34.92							
34.92	34.92	41.27	41.27	41.27	41.27	41.27							
-10 to 46	-10 to 46	-10 to 46	-10 to 46	-10 to 46	-10 to 46	-10 to 46							
-20 to 21	-20 to 21	-20 to 21	-20 to 21	-20 to 21	-20 to 21	-20 to 21							
-10 to 21	-10 to 21	-10 to 21	-10 to 21	-10 to 21	-10 to 21	-10 to 21							






































*1 Minimum connectable indoor unit number is 2.

*2 The noise value is the value when measured in an anechoic room.
When measured in the actual installed state, surrounding noise and reflections are received and the measured value is usually larger than the indicated value.
































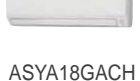
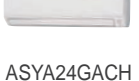

AIRSTAGE™ J-II & V-II & VR-II

Indoor Unit Lineup

12 Types, 55 Models, Capacity range from 1.1kW to 25.0kW

Capacity range (kW)		1.1	2.2	2.8	3.6	4.5
Model code		4	7	9	12	14
Cassette	Compact Cassette	 AUXB04GALH	 AUXB07GALH	 AUXB09GALH	 AUXB12GALH	 AUXB14GALH
	Cassette					
Duct	Low Static Pressure Duct		 ARXB07GALH	 ARXB09GALH	 ARXB12GALH	 ARXB14GALH
	Slim Duct (Drain pump internal)	 ARXD04GALH	 ARXD07GALH	 ARXD09GALH	 ARXD12GALH	 ARXD14GALH
	Medium Static Pressure Duct					
	High Static Pressure Duct					
Floor	Floor (*Same as Ceiling models)				 ABYA12GATH	 ABYA14GATH
	Concealed Floor (*Same as Low Static Pressure Duct models)		 ARXB07GALH	 ARXB09GALH	 ARXB12GALH	 ARXB14GALH
	Slim Concealed Floor (*Same as Slim Duct models)	 ARXD04GALH	 ARXD07GALH	 ARXD09GALH	 ARXD12GALH	 ARXD14GALH
Ceiling	Ceiling				 ABYA12GATH	 ABYA14GATH
Wall Mounted	Wall Mounted	 ASYA04GACH	 ASYA07GACH	 ASYA09GACH	 ASYA12GACH	 ASYA14GACH
	Wall Mounted (EEV external)	 ASYE04GACH	 ASYE07GACH	 ASYE09GACH	 ASYE12GACH	 ASYE14GACH

With this model, connection of EV kit is necessary.

5.6 18	7.1 24	9.0 30	11.2 36	12.5 45	14.0 54	18.0 60	22.4 72	25.0 90
 AUXB18GALH	 AUXB24GALH							
 AUXD18GALH	 AUXD24GALH	 AUXA30GALH	 AUXA36GALH	 AUXA45GALH	 AUXA54GALH			
 ARXB18GALH								
 ARXD18GALH	 ARXD24GALH							
	 ARXA24GBLH	 ARXA30GBLH	 ARXA36GBLH	 ARXA45GBLH				
			 ARXC36GATH	 ARXC45GATH		 ARXC60GATH*	 ARXC72GATH*	 ARXC90GATH*
 ABYA18GATH	 ABYA24GATH							
 ARXB18GALH								
 ARXD18GALH	 ARXD24GALH							
 ABYA18GATH	 ABYA24GATH	 ABYA30GATH	 ABYA36GATH	 ABYA45GATH	 ABYA54GATH			
 ASYA18GACH	 ASYA24GACH	 ASYA30GACH						

*: ARXC60/72/90LATH cannot be connected to J-II series.

Indoor Units Specifications

Compact Cassette



Model name			AUXB04GALH	AUXB07GALH	AUXB09GALH	AUXB12GALH	AUXB14GALH	AUXB18GALH	AUXB24GALH	
Power source			230V ~, 50Hz							
Capacity	Cooling	kW	1.1	2.2	2.8	3.6	4.5	5.6	7.1	
	Heating		1.3	2.8	3.2	4.1	5.0	6.3	8.0	
Input power		W	23	25	25	29	35	36	84	
Airflow rate	High	m ³ /h	530	540	550	600	680	710	1,030	
	Med		420/450*1	450	450	530	590	580	830	
	Low		300/350*1	350	350	390	390	400	450	
Sound pressure level	High	dB(A)	34	34	35	37	38	41	50	
	Med		28/30*1	30	30	34	34	35	44	
	Low		21/25*1	25	25	27	27	27	30	
Dimensions (H x W x D)		mm	245 x 570 x 570							
Weight		kg	15					17		
Connection pipe diameter	Liquid (Flare)	mm	ø6.35					ø9.52		
	Gas (Flare)		ø12.70					ø15.88		
	Drain hose		VP [ø25 (I.D.) ; ø32 (O.D.)]							
Cassette	Model name		UTG-UFYC-W							
Grille	Dimensions (H x W x D)		50 x 700 x 700							
	Weight		2.6							

Note : Specifications are based on the following conditions. Cooling : Indoor temperature of 27°CDB / 19°CWB, and outdoor temperature of 35°CDB / 24°CWB.
 Heating : Indoor temperature of 20°CDB / (15°CWB), and outdoor temperature of 7°CDB / 6°CWB.
 Pipe length : 7.5 m; Height difference between outdoor unit and indoor unit : 0 m. Voltage : 230 [V].
 *1: This value is under cooling operation.


Cassette



Model name			AUXD18GALH	AUXD24GALH	AUXA30GALH	AUXA36GALH	AUXA45GALH	AUXA54GALH	
Power source			230V ~, 50Hz						
Capacity	Cooling	kW	5.6	7.1	9.0	11.2	12.5	14.0	
	Heating		6.3	8.0	10.0	12.5	14.0	16.0	
Input power		W	39	46	59	80	99	119	
Airflow rate	High	m ³ /h	1,150	1,280	1,600	1,800	1,900	2,000	
	Med		940	1,040	1,300	1,300	1,370	1,370	
	Low		870	870	1,100	1,100	1,100	1,100	
Sound pressure level	High	dB(A)	36	38	40	44	46	47	
	Med		30	33	38	38	39	39	
	Low		29	29	33	33	33	33	
Dimensions (H x W x D)		mm	246 x 840 x 840			288 x 840 x 840			
Weight		kg	22			27			
Connection pipe diameter	Liquid (Flare)	mm	ø9.52						
	Gas (Flare)		ø15.88			ø19.05			
	Drain hose		VP25 [ø25 (I.D.) ; ø32 (O.D.)]						
Cassette	Model name		UTG-UGYA-W						
Grille	Dimensions (H x W x D)		50 x 950 x 950						
	Weight		5.5						

Note : Specifications are based on the following conditions. Cooling : Indoor temperature of 27°CDB / 19°CWB, and outdoor temperature of 35°CDB / 24°CWB.
 Heating : Indoor temperature of 20°CDB / (15°CWB), and outdoor temperature of 7°CDB / 6°CWB.
 Pipe length : 7.5 m; Height difference between outdoor unit and indoor unit : 0 m. Voltage : 230 [V].

Low Static Pressure Duct / Concealed Floor



Model name			ARXB07GALH	ARXB09GALH	ARXB12GALH	ARXB14GALH	ARXB18GALH
Power source			230V ~, 50Hz				
Capacity	Cooling	kW	2.2	2.8	3.6	4.5	5.6
	Heating		2.8	3.2	4.0	5.0	6.3
Input power		W	46	55	63	90	96
Airflow rate	High	m ³ /h	370	440	590	800	890
	Med		310	370	500	750	810
	Low		280	340	450	700	730
Static pressure range			0 to 50	0 to 50	0 to 50	0 to 50	0 to 50
Standard static pressure			25	25	25	25	25
Sound pressure level	High	dB(A)	29	31	30	33	36
	Med		26	29	28	32	34
	Low		24	27	25	30	30
Dimensions (H x W x D)			mm 217 x 663 x 595			mm 217 x 953 x 595	
Weight			kg 15			kg 22	
Connection pipe diameter	Liquid (Flare)	mm	ø6.35			ø9.52	
	Gas (Flare)		ø12.70			ø15.88	
	Drain hose		VP25 [ø25 (I.D.) ; ø32 (O.D.)]				

Note : Specifications are based on the following conditions.

Cooling : Indoor temperature of 27°CDB / 19°CWB, and outdoor temperature of 35°CDB / 24°CWB.
 Heating : Indoor temperature of 20°CDB / (15°CWB), and outdoor temperature of 7°CDB / 6°CWB.
 Pipe length : 7.5 m; Height difference between outdoor unit and indoor unit : 0 m.

Slim Duct / Slim Concealed Floor



Model name			ARXD04GALH	ARXD07GALH	ARXD09GALH	ARXD12GALH	ARXD14GALH	ARXD18GALH	ARXD24GALH
Power source			230V ~, 50Hz						
Capacity	Cooling	kW	1.1	2.2	2.8	3.6	4.5	5.6	7.1
	Heating		1.3	2.8	3.2	4.0	5.0	6.3	8.0
Input power		W	38	44	50	54	92	83	122
Airflow rate	High	m ³ /h	510	550	600	600	800	940	1,330
	Med		400/470*1	490	550	510	710	840	1,240
	Low		320/440*1	440	480	450	610	750	1,100
Static pressure range			0 to 90	0 to 90	0 to 90	0 to 90	0 to 90	0 to 90	0 to 50
Standard static pressure			25	25	25	25	25	25	25
Sound pressure level	High	dB(A)	26	28	29	30	34	34	35
	Med		21/25*1	25	26	27	32	32	32
	Low		20/22*1	22	24	24	28	28	29
Dimensions (H x W x D)			mm 198 x 700 x 620				mm 198 x 900 x 620		mm 198 x 1,100 x 620
Weight			kg 17			kg 18		kg 22	kg 26
Connection pipe diameter	Liquid (Flare)	mm	ø6.35			ø9.52			
	Gas (Flare)		ø12.70			ø15.88			
	Drain hose		VP25 [ø25 (I.D.) ; ø32 (O.D.)]						

Note : Specifications are based on the following conditions.

Cooling : Indoor temperature of 27°CDB / 19°CWB, and outdoor temperature of 35°CDB / 24°CWB.
 Heating : Indoor temperature of 20°CDB / (15°CWB), and outdoor temperature of 7°CDB / 6°CWB.
 Pipe length : 7.5 m; Height difference between outdoor unit and indoor unit : 0 m.
 *1: This value is under cooling operation.

Medium Static Pressure Duct




Model name			ARXA24GBLH	ARXA30GBLH	ARXA36GBLH	ARXA45GBLH
Power source			230V ~, 50Hz			
Capacity	Cooling	kW	7.1	9.0	11.2	12.5
	Heating		8.0	10.0	12.5	14.0
Input power		W	94	108	194	240
Airflow rate	High	m ³ /h	1,280	1,410	1,840	1,970
	Med		990	1,280	1,600	1,860
	Low		840	1,150	1,470	1,640
Static pressure range			0 to 150	0 to 150	0 to 150	0 to 150
Standard static pressure			40	50	50	60
Sound pressure level	High	dB(A)	31	34	37	41
	Med		27	32	35	38
	Low		23	29	33	36
Dimensions (H x W x D)			mm 270 x 1,135 x 700			
Weight			kg 36		kg 40	
Connection pipe diameter	Liquid (Flare)	mm	ø9.52			ø19.05
	Gas (Flare)		ø15.88		ø19.05	
	Drain hose		VP25 [ø25 (I.D.) ; ø32 (O.D.)]			

Note : Specifications are based on the following conditions.

Cooling : Indoor temperature of 27°CDB / 19°CWB, and outdoor temperature of 35°CDB / 24°CWB.
 Heating : Indoor temperature of 20°CDB / (15°CWB), and outdoor temperature of 7°CDB / 6°CWB.
 Pipe length : 7.5 m; Height difference between outdoor unit and indoor unit : 0 m.

Indoor Units Specifications

High Static Pressure Duct



Model name			ARXC36GATH	ARXC45GATH	ARXC60GATH*	ARXC72GATH*	ARXC90GATH*
Power source			230V ~, 50Hz				
Capacity	Cooling	kW	11.2	12.5	18.0	22.4	25.0
	Heating		12.5	14.0	20.0	25.0	28.0
Input power		W	405	715	730	1,110	1,250
Airflow rate	High	m ³ /h	2,600	3,500	3,500	3,900	4,300
	Med		1,950	3,000	3,000	3,300	4,000
	Low		1,450	2,460	2,460	3,000	3,500
Static pressure range		Pa	100 to 200	100 to 250	100 to 250	50 to 300	100 to 300
Standard static pressure			100	100	100	260	250
Sound pressure level	High	dB(A)	45	49	49	51	53
	Med		38	45	45	48	51
	Low		32	42	42	45	49
Dimensions (H x W x D)		mm	400 x 1,050 x 500			450 x 1,550 x 700	
Weight		kg	43	46		83	85
Connection pipe diameter	Liquid	mm	ø9.52 (Flare)			ø12.70 (Brazing)	
	Gas		ø19.05 (Flare)			ø22.22 (Brazing)	
	Drain hose		VP25 [ø25 (I.D.) ; ø32 (O.D.)]				

Note : Specifications are based on the following conditions.

*: ARXC60/72/90LATH cannot be connected to J-II series.

Cooling : Indoor temperature of 27°CDB / 19°CWB, and outdoor temperature of 35°CDB / 24°CWB.

Heating : Indoor temperature of 20°CDB / (15°CWB), and outdoor temperature of 7°CDB / 6°CWB.

Pipe length : 7.5 m; Height difference between outdoor unit and indoor unit : 0 m.

Floor / Ceiling



Model name			ABYA12GATH	ABYA14GATH	ABYA18GATH	ABYA24GATH
Power source			230V ~, 50Hz			
Capacity	Cooling	kW	3.6	4.5	5.6	7.1
	Heating		4.0	5.0	6.3	8.0
Input power		W	30	42	74	99
Airflow rate	High	m ³ /h	660	780	1,000	1,000
	Med		570	640	720	820
	Low		490	550	580	680
Sound pressure level	High	dB(A)	36	40	46	47
	Med		32	36	39	42
	Low		28	34	35	37
Dimensions (H x W x D)		mm	199 x 990 x 655			
Weight		kg	25	26	26	27
Connection pipe diameter	Liquid (Flare)	mm	ø6.35			ø9.52
	Gas (Flare)		ø12.70			ø15.88
	Drain hose		VP25 [ø25 (I.D.) ; ø32 (O.D.)]			

Note : Specifications are based on the following conditions.

Cooling : Indoor temperature of 27°CDB / 19°CWB, and outdoor temperature of 35°CDB / 24°CWB.

Heating : Indoor temperature of 20°CDB / (15°CWB), and outdoor temperature of 7°CDB / 6°CWB.

Pipe length : 7.5 m; Height difference between outdoor unit and indoor unit : 0 m.

Voltage : 230 [V].

Ceiling



Model name			ABYA30GATH	ABYA36GATH	ABYA45GATH	ABYA54GATH
Power source			230V ~, 50Hz			
Capacity	Cooling	kW	9.0	11.2	12.5	14.0
	Heating		10.0	12.5	14.0	16.0
Input power		W	66	85	131	180
Airflow rate	High	m ³ /h	1,630	1,690	2,010	2,270
	Med		1,370	1,400	1,600	1,780
	Low		1,140	1,170	1,230	1,280
Sound pressure level	High	dB(A)	42	45	48	51
	Med		38	38	42	45
	Low		33	34	35	36
Dimensions (H x W x D)		mm	240 x 1,660 x 700			
Weight		kg	46	48		
Connection pipe diameter	Liquid (Flare)	mm	ø9.52		ø9.52	
	Gas (Flare)		ø15.88		ø19.05	
	Drain hose		VP25 [ø25 (I.D.) ; ø32 (O.D.)]			

Note : Specifications are based on the following conditions.

Cooling : Indoor temperature of 27°CDB / 19°CWB, and outdoor temperature of 35°CDB / 24°CWB.

Heating : Indoor temperature of 20°CDB / (15°CWB), and outdoor temperature of 7°CDB / 6°CWB.

Pipe length : 7.5 m; Height difference between outdoor unit and indoor unit : 0 m.

Voltage : 230 [V].

Wall Mounted



Model name		ASYA04GACH	ASYA07GACH	ASYA09GACH	ASYA12GACH	ASYA14GACH	ASYE04GACH	ASYE07GACH	ASYE09GACH	ASYE12GACH	ASYE14GACH	
Power source		230V ~, 50Hz					230V ~, 50Hz					
Capacity	Cooling	1.1	2.2	2.8	3.6	4.5	1.1	2.2	2.8	3.6	4.5	
	Heating	1.3	2.8	3.2	4.1	5.0	1.3	2.8	3.2	4.1	5.0	
Input power		13	17	18	22	34	12	15	16	21	34	
Airflow rate	High	450	490	500	560	670	450	490	500	560	680	
	Med	370/440*1	450	450	480	490	370/440*1	450	450	480	490	
	Low	320/420*1	370/420*1	370/420*1	420	420	300/420*1	370/420*1	370/420*1	420	420	
Sound pressure level	High	33	35	36	39	44	32	34	35	38	43	
	Med	27/32*1	33	33	35	37	26/31*1	32	32	34	35	
	Low	22/31*1	27/31*1	27/31*1	31	32	19/30*1	26/30*1	26/30*1	30	30	
Dimensions (H x W x D)		mm 275 x 790 x 215					mm 275 x 790 x 215					
Weight		kg 9					kg 9					
Connection pipe diameter	Liquid (Flare)	mm ϕ 6.35					mm ϕ 6.35					
	Gas (Flare)	mm ϕ 12.70					mm ϕ 12.70					
	Drain hose	mm ϕ 13.8(I.D.) ; ϕ 15.8- ϕ 16.7(O.D.)					mm ϕ 13.8(I.D.) ; ϕ 15.8- ϕ 16.7(O.D.)					
EV Kit (option)		-					UTR-EV09XB			UTR-EV14XB		

Note : Specifications are based on the following conditions.

Cooling : Indoor temperature of 27°CDB / 19°CWB, and outdoor temperature of 35°CDB / 24°CWB.
 Heating : Indoor temperature of 20°CDB / (15°CWB), and outdoor temperature of 7°CDB / 6°CWB.
 Pipe length : 7.5 m; Height difference between outdoor unit and indoor unit : 0 m.
 Voltage : 230 [V].
 *1 : This value is under cooling operation.

Wall Mounted



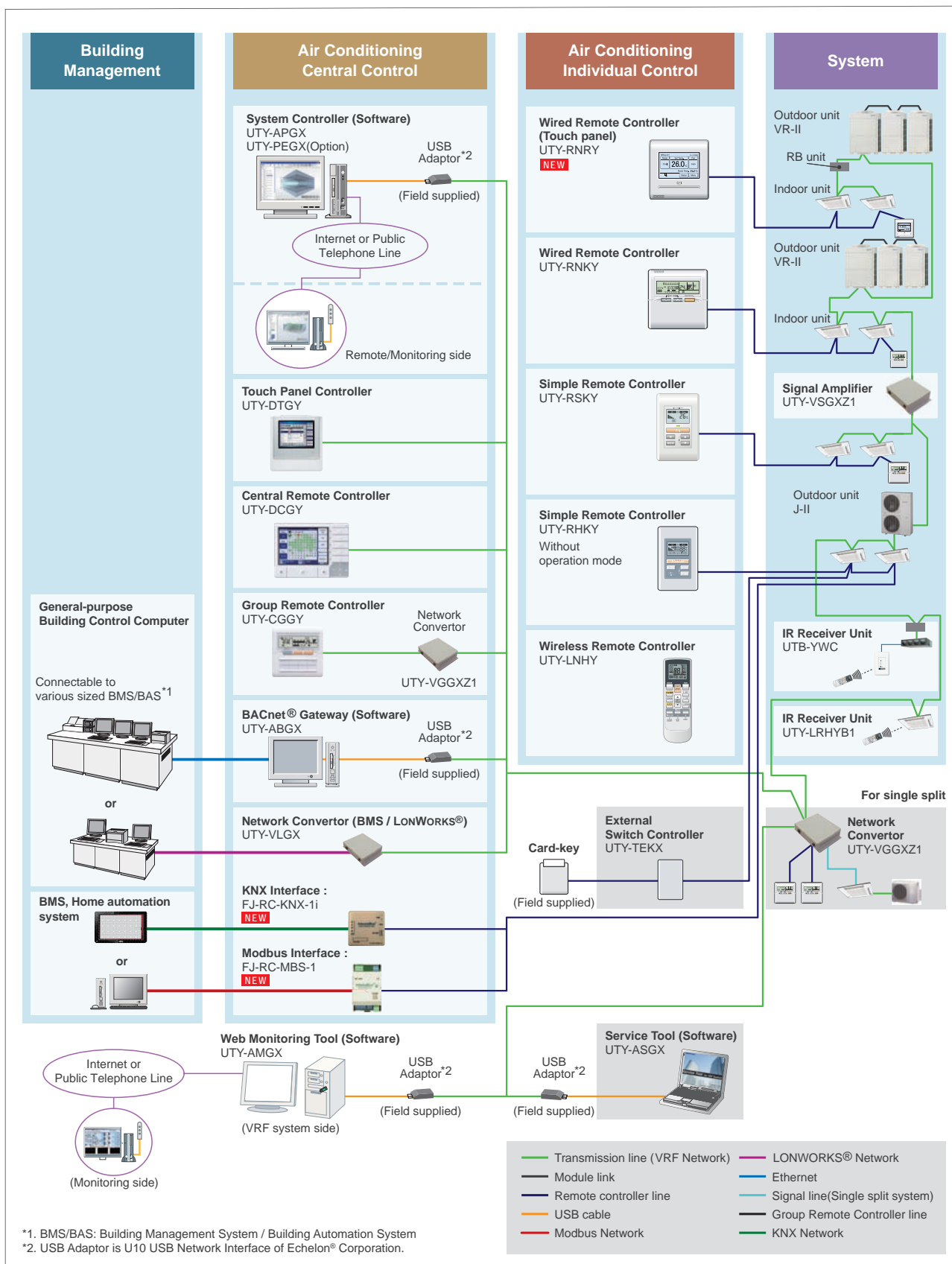
Model name		ASYA18GACH	ASYA24GACH	ASYA30GACH
Power source		230V ~, 50Hz		
Capacity	Cooling	5.6	7.1	8.0
	Heating	6.3	8.0	9.0
Input power		32	60	91
Airflow rate	High	840	1,100	1,240
	Med	770	910	980
	Low	690	730	770
Sound pressure level	High	41	48	52
	Med	39	43	45
	Low	35	35	35
Dimensions (H x W x D)		mm 320 x 998 x 228		
Weight		kg 15		
Connection pipe diameter	Liquid (Flare)	mm ϕ 9.52		
	Gas (Flare)	mm ϕ 15.88		
	Drain hose	mm ϕ 12 (I.D.) ; ϕ 16 (O.D.)		

Note : Specifications are based on the following conditions.










Cooling : Indoor temperature of 27°CDB / 19°CWB, and outdoor temperature of 35°CDB / 24°CWB.
 Heating : Indoor temperature of 20°CDB / (15°CWB), and outdoor temperature of 7°CDB / 6°CWB.
 Pipe length : 7.5 m; Height difference between outdoor unit and indoor unit : 0 m.
 Voltage : 230 [V].

Control System

Every user's needs are supported by offering a variety of controls, such as individual control, central control and building management control options.



Comparison table of Controllers

Item											
Model name	UTY-RNRY	UTY-RNKY	UTY-RSKY	UTY-RHKY	UTY-LNHY	UTY-CGGY	UTY-DCGY	UTY-DTGY	UTY-APGX		
Max. controllable remote controller groups	1	1	1	1	1	8	100	400	1600		
Max. controllable indoor units	16	16	16	16	16	128	100	400	1600		
Max. controllable groups	-	-	-	-	-	-	16	400	1600		
Air conditioning control function	On / Off	●	●	●	●	●	●	●	●		
	Operation mode setting	●	●	●	-	●	●	●	●		
	Fan speed setting	●	●	●	●	●	●	●	●		
	Room temp. setting	●	●	●	●	●	●	●	●		
	Room temp. set point limitation	●	-	-	-	-	●	●	●		
	Test operation	●	●	●	-	●	-	●	●		
	Up/down air direction flap setting	●	●	-	-	●	-	●	●		
	Right/left air direction flap setting	●	●	-	-	●	-	●	●		
	Group setting	-	-	-	-	-	-	●	●		
	RC prohibition	-	-	-	-	-	-	●	●		
	Anti freeze setting	●	-	-	-	-	-	●	●		
	Setback cool/heat	○	-	-	-	-	-	-	-		
	Economy mode setting	●	●	-	-	●	-	●	●		
	Display	Failure	●	●	●	●	-	●	●	●	
Defrosting		●	●	●	●	-	-	●	●		
Current time		●	●	-	-	●	●	●	●		
Day of week		●	●	-	-	-	●	-	●		
R.C. prohibition		●	●	●	●	-	●	●	●		
Cooling/heating priority		●	●	●	●	-	●	●	●		
Address display		●	●	●	●	-	●	●	●		
Room temp		●	-	-	-	-	-	-	-		
Multi language		●	-	-	-	-	-	●	●		
Summer time		●	-	-	-	-	-	●	●		
Name registration		●	-	-	-	-	-	●	●		
Backlight		●	-	●	●	-	-	●	●		
Timer		Schedule timer	Period	Week	Week	-	-	-	Week	Week	Year
	On/Off, Temp, mode, times per day		8	4	-	-	-	4	20	20	144
	On/off timer	●	●	-	-	●	-	-	-	-	
	Sleep timer	-	-	-	-	●	-	-	-	-	
	Program timer	-	-	-	-	●	-	-	-	-	
	Auto off timer	●	-	-	-	-	-	-	-	-	
	Day off	●	●	-	-	-	-	●	●	●	
Min. unit of timer setting (Minutes)	10 · 30	30	-	-	5	10	10	10	10		
Control	Status monitoring system	-	-	-	-	-	-	●	●	●	
	Electricity charge calculation	-	-	-	-	-	-	-	-	●	
	Error history	●	●	●	●	-	●	●	●	●	
	Emergency stop	-	-	-	-	-	-	● ^{*2}	● ^{*2}	-	
	Control via internet	-	-	-	-	-	-	-	-	●	
	E-mail notification for malfunction	-	-	-	-	-	-	-	-	●	
	Key lock	● Child lock	-	-	-	-	● Child lock	● Password setting	● Password setting	● Password setting	

*1 "Operation mode" setting is not available for this model.

*2 This function is available only through external input. control.

● : Supported

○ : Supported soon

- : Not supported

Controller

NEW Wired Remote Controller (Touch Panel) : UTY-RNRY

Max. controllable
16
Indoor units

Easy operation by high-definition large STN-LCD touch panel screen

- Easy finger touch operation with LCD panel
- Built-in weekly/Daily timer(ON/OFF,Temp.,Mode)
- Backlight enables easy operation in a darkened room
- Room temperature display
- Control up to 16 indoor units
- Corresponds to 7 different languages (English, Chinese, French, German, Spanish, Russian, Polish)



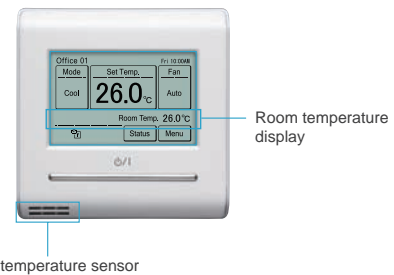
High performance and compact size

In addition to the individual control, various energy saving controls can be realized using one remote controller only.



Accurate and comfortable control

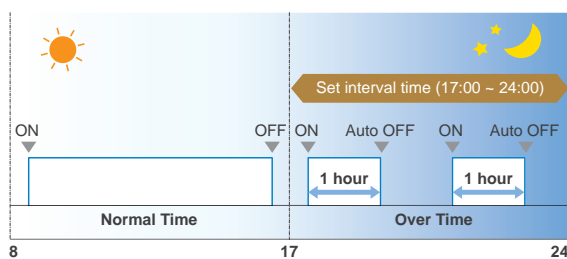
Indoor temperature can be detected accurately by the inclusion of a thermo sensor in the body of the wired controller.



Various energy saving control

Auto OFF timer

- The indoor unit automatically is turned off when it reaches to the preset operating time frame.
- The time frame of the "Auto off timer" can be flexibly scheduled.
- Can be set off time 30 ~ 240 minutes

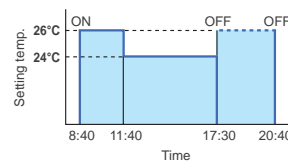


Ex.) At interval time hour (17:00 to 24:00) to prevent forgetting to turn off
Set off time : 1 hour

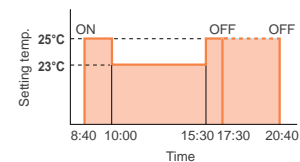
2 schedules Weekly Timer

- 2 schedules such as for the summer and winter can be set.
- 8 setting changeable per day of week (Setting items: On/Off, Temperature, Mode, Time)

Schedule 1 (Summer schedule)



Schedule 2 (Winter schedule)



Set Temperature Auto Return

The setting temperature automatically returns to the previous setting temperature. The time range in which the set temperature can be changed is 10 to 120 minutes.

Set Temperature Upper and Lower Limit Setting

The set temperature range can be set for each operation mode. (Cooling / Heating / Auto)

Specifications

Model name	UTY-RNRY
Power Source	DC 12V
Dimensions (H x W x D) (mm)	120 x 120 x 20.4
Weight (g)	220

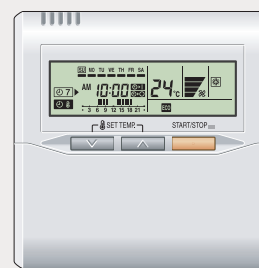
DC12V is supplied by the indoor unit.

Wired Remote Controller : UTY-RNKY

Max.
controllable
16
Indoor units

The room temperature can be controlled by detecting the temperature accurately from the built-in sensor

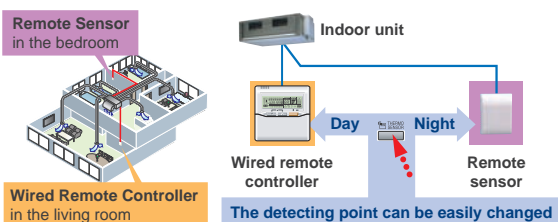
- Simple operation with Built-in Weekly / Daily Timer.
- Control up to 16 indoor units.
- Up to 2 wired remote controllers can be connected to a single indoor unit.



Accurate and comfortable

Indoor temperature can be detected accurately by the inclusion of a thermo sensor in the body of the wired controller. This new wired remote controller and the optional remote sensor allows flexibility in sensor location, suitable for all requirements.

Example of changing sensor



Displayed temperature is set temperature.

Built-in timers

Weekly timer: Possible to set ON/OFF time to operate twice each day of the week.

Setback timer: Possible to set temperature for two times spans and for each day of the week.

At "Weekly timer" + "Set back timer" setup

Diagnosis check function

Two methods are available for determining the cause of failure in the event of a malfunction occurs:

Simple installation

Components are compatible with standard switch boxes. Flat back surface allows to be installed wherever it is needed.

Simple Remote Controller : UTY-RSKY / UTY-RHKY (Without operation mode)

Max.
controllable
16
Indoor units

Compact remote controller provides access to basic functions

- Up to 16 indoor units can be controlled with one remote controller.
- Suitable for hotels or offices as it is easily operated with no complex functions.



User-friendly operation

- A large On / Off button is provided in the centre of the remote controller for easy operation.
- Background light enables easy operation in a darkened room.
- Following an error display, diagnostics can be carried out on the controller.



Functions

Model	UTY-RSKY	UTY-RHKY
On / Off	●	●
Fan control	●	●
Operation mode	●	— *1
Room temp. setting	●	●

*1: "Operation mode" setting is not available. It is recommend to use together with other type controller.

Specifications

Model name	UTY-RNKY	UTY-RSKY	UTY-RHKY
Power Source	DC 12V	DC 12V	DC 12V
Dimensions (H x W x D) (mm)	120 x 120 x 18	120 x 75 x 14	120 x 75 x 14
Weight (g)	160	90	90

DC12V is supplied by the indoor unit.

Controller

Wireless Remote Controller : UTY-LNHY



Max. controllable
16
Indoor units

Selectable
4
daily timers

Simple and sophisticated operations with a choice of 4 daily timers

•A single controller controls up to 16 indoor units.

Built-in timers

Select from 4 different timer programs:

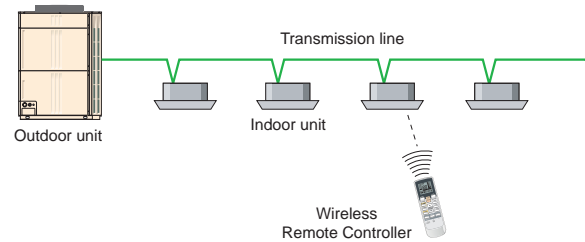
On / Off / Program / Sleep

Program timer: The program timer operates the ON and OFF timer once within a 24 hour period.

Sleep timer: The sleep timer function automatically corrects the set temperature according to the time setting to prevent excessive cooling or heating during sleep hours.

System addressing

During installation work, system addressing can be performed using the Wireless Remote Controller, thus eliminating manual switch setting.

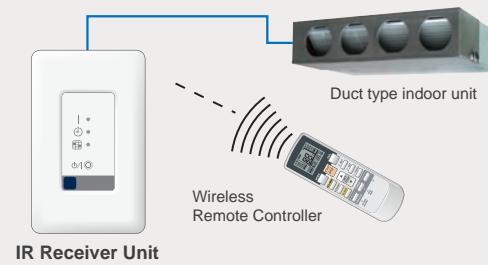


Easy installation and operation

•Code selector switch prevents indoor unit mix-up. (Up to 4 codes can be set.)

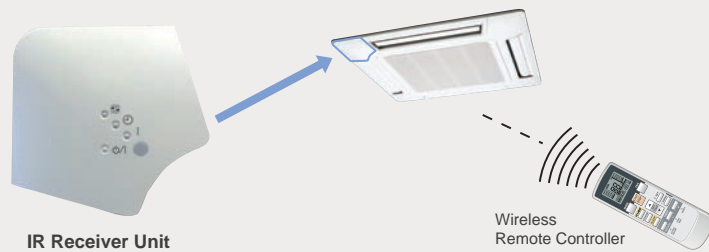
•Wide and precise transmitting range.

IR Receiver Unit : UTB-YWC



Necessary to control for all duct type by Wireless Remote Controller

IR Receiver Unit : UTY-LRHYB1



Cassette type indoor unit can be controlled with Wireless Remote Controller

Specifications

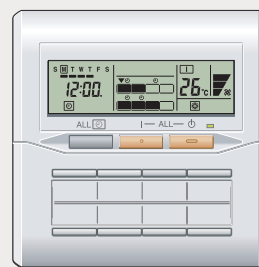
Model name	UTY-LNHY	UTB-YWC	UTY-LRHYB1
Battery	1.5V (R03 / LR03 / AAA) x 2	DC 12V	DC 12V
Dimensions (H x W x D) (mm)	170 x 56 x 19	145 x 90 x 30	193.9 x 193.9 x 31.2
Weight (g)	85	150	140

DC12V is supplied by the indoor unit.

Group Remote Controller : UTY-CGGY

Group control of indoor units with simple operation

- Up to 8 remote controller groups can be controlled by one Group Remote Controller.
- Up to 64 Group Remote Controllers can be connected in one VRF network system.
- Network Converter is required to connect Group Remote Controllers to a VRF network system. (Network Converter allows up to 4 Group Remote Controllers)

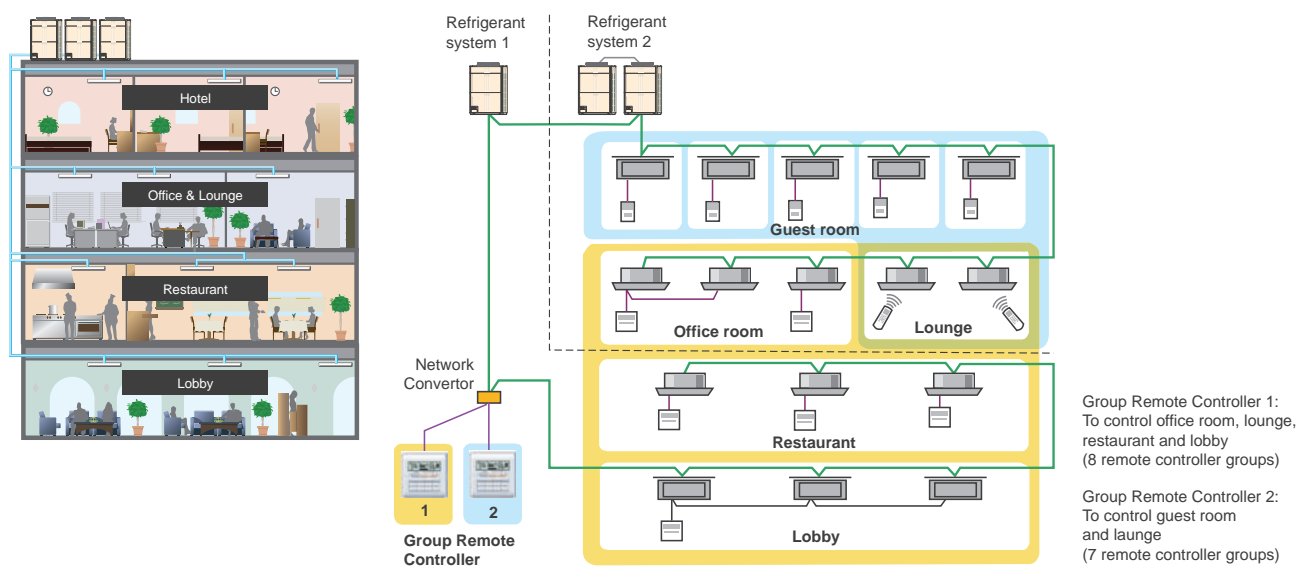


Max. controllable
64
group R.C.
in a VRF
network system

Max. controllable
8
remote controller groups

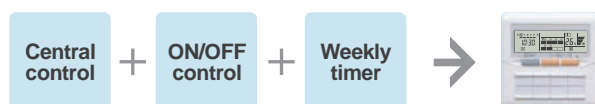
Control up to 8 remote controller groups

- Single Group Remote Controller controls and monitors up to 8 remote controller groups.



High performance and compact size

ON / OFF, Operating mode, Room temperature and Fan speed setting can be controlled / monitored centrally or individually.



Built-in weekly timers

The weekly timer is provided as a standard function.

1. The timer can be set up for up to 4 times per day. (On / Off, operating mode, set temperature)
2. Allows separate settings for each day of the week.

Specifications

Model name	UTY-CGGY
Power Supply	DC 12V
Dimensions (H x W x D) (mm)	120 x 120 x 18
Weight (g)	200

DC12V is supplied by the indoor unit.

Controller

Central Remote Controller : UTY-DCGY

Central Remote Controller fits small- and medium-sized buildings and tenants.

- Individual control and monitor of 100 indoor units
- 5 inch TFT color screen
- User friendly view and easy operation
- External input / output contact
- Detachable power supply unit
- Corresponds to 7 different languages like English, Chinese, French, German, Spanish, Russian, Polish.

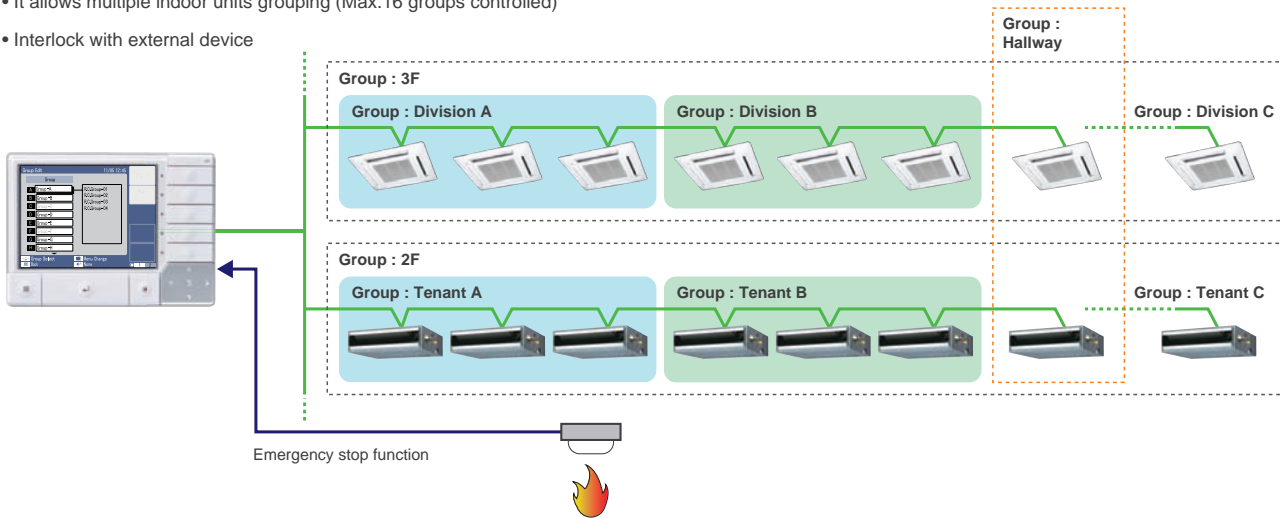


Max. controllable
100
Indoor units

Max. controllable
16
groups

System overview

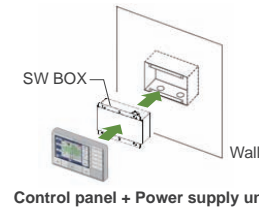
- It allows multiple indoor units grouping (Max.16 groups controlled)
- Interlock with external device



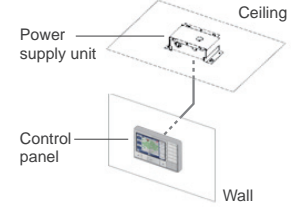
Easy Installation

- The control panel and power supply unit can be installed separately.
- For flexibility in installation, the Control panel can be built into the wall or fix on the wall.

Setting pattern 1



Setting pattern 2



Functions

- Diverse control of indoor units
- Weekly timer
- Automatic clock adjustment
- Error history

Specifications

Model name	UTY-DCGY	
	Control Panel	Power Supply Unit
Power Supply	DC 5 V	100-240V, 50-60Hz, Single phase
Dimensions (H x W x D) (mm)	120 x 162 x 25.7	99 x 135 x 39.2
Weight (g)	308	355

<PACKING LIST>

Packing List	Control Panel / Power Supply Unit / Connecting cable, etc.
--------------	--

Touch Panel Controller : UTY-DTGY

Max. controllable
400
Indoor units

- Large-sized 7.5-inch TFT color
- LCD Easy finger touch operation
- Stylish shape and design to suit all application
- No additional component is required for installation
- Up to 400 indoor units can be controlled
- Selectable 2 display types (Icon / List) in monitoring mode
- Corresponds to 7 different languages, English, Chinese, French, German, Spanish, Russian, Polish.



Easy operation

- Wide range of simple-to-understand icons
- Operation can be selected using your finger or the dedicated touch pen by pressing the appropriate on-screen icon
- Up-to-date status display
- Background color identifies current control operation blue for monitoring, green for operational control

Functions



Individual control



Flexible grouping



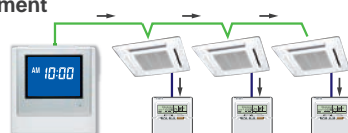
Schedule control



Indoor units operation monitoring

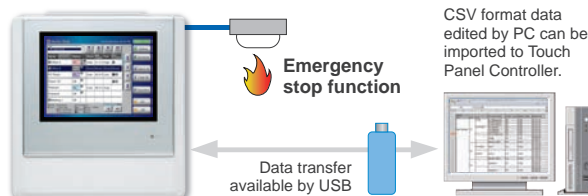
Automatic clock adjustment

The time setting of each controller can be set in batch automatically.



Versatility

- **Emergency stop function:** Air conditioner can be turned off through the external input control
- The stored data can be transferred via USB port
- CSV format data edited by PC can be imported to Touch Panel Controller.



Easy installation

- Touch Panel Controller is easily mounted to the wall.
- Flat back surface allows to be installed wherever it is needed.
- No additional component is required for installation.



Specifications


Model name	UTY-DTGY
Power Supply	100-240V 50/60Hz, Single phase
Dimensions (H x W x D) (mm)	260 x 246 x 54
Weight (g)	2,150
Interface	USB 2.0

Controller

System Controller : UTY-APGX Software

System Controller realizes the advanced integrated monitoring & control of VRF network system from small scale buildings to large scale buildings.

- Up to a maximum of 4 VRF network systems, 1600 indoor units, and 400 outdoor units can be controlled.
- In addition to air conditioning precision control function, central remote control, electricity charge calculation, schedule management, and energy saving functions are strengthened and building manager and owner needs are met.
- Corresponds to 7 different languages (English, Chinese, French, German, Spanish, Russian, Polish)



Max. controllable
4
VRF network systems

Max. controllable
400
outdoor units

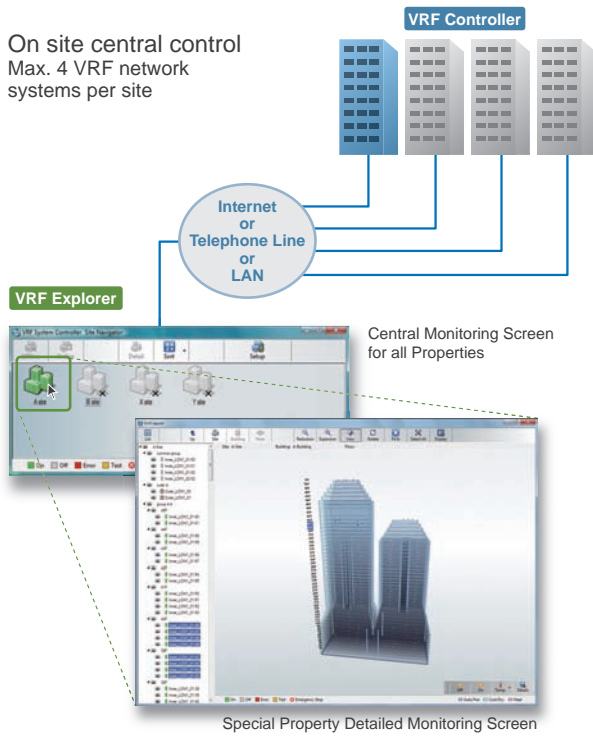
Max. controllable
1,600
indoor units

Remote centralized control

System Controller may be used on site or remotely over various networks for remote central control. System Controller requires

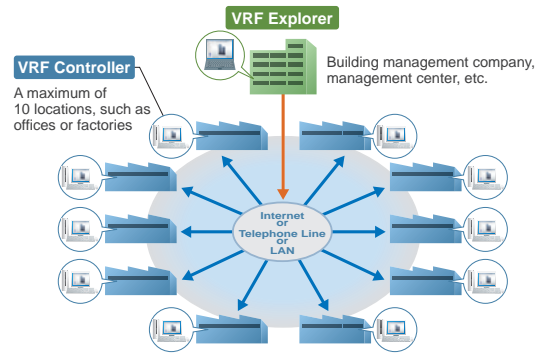
2 softwares working together. VRF Controller runs on site and communicate with VRF system. VRF Explorer runs remotely and provides user interface and communicate with the VRF Controller. VRF Controller and VRF Explorer program may run in a single PC or in different PCs separated by network. By using VRF Explorer software, one PC can perform central control of 10 VRF system sites with max. 20 buildings per site.

On site central control
Max. 4 VRF network systems per site

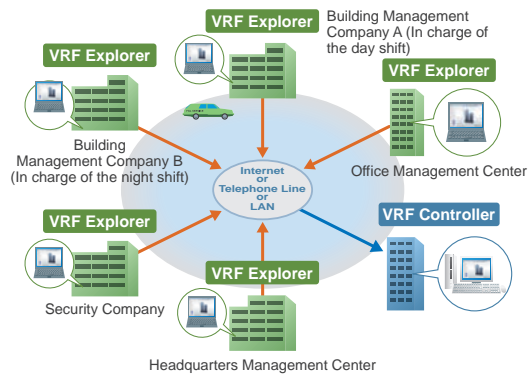


Remote central control

1 VRF Explorer can control or monitor up to 10 sites.



1 VRF Controller can be monitored from any number of VRF Explorers (Up to 5 connections simultaneously).



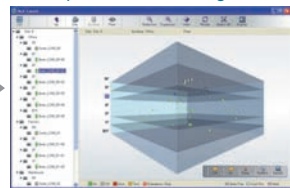
User friendly view and operation

Monitoring located site



Monitor mode (Site)

Main operation monitoring screen

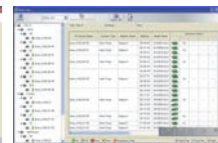


Monitor mode (Building)

Operation monitoring of each site



Monitor mode (Floor)



Monitor mode (List)

Management functions

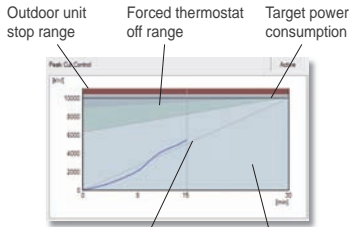


Schedule setting

Energy saving management Option UTY-PEGX:software

Peak cut operation

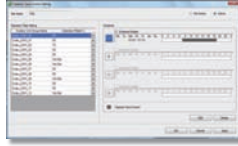
Controls overall operation while maintaining comfort according to the overall power consumption target value.



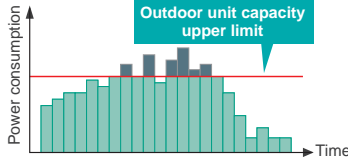
Ideal control line (Use of average power consumption) Shows change in power consumption by time

Outdoor unit capacity save

Sets an upper limit of outdoor unit capacity and performs capacity save operation at peak times.

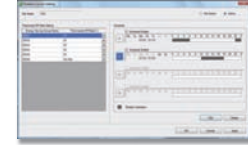


Outdoor unit capacity control screen

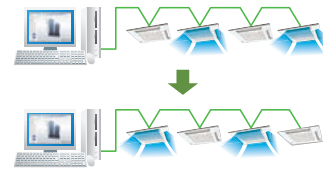


Indoor unit rotation operation

Reduces annual power consumption by operating indoor units in rotation.



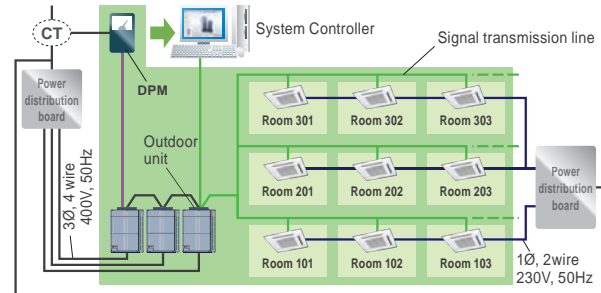
Indoor unit rotation screen



Electricity charge apportionment

Apportions the power used by indoor and outdoor units and automatically calculates the electricity charge for each tenant. When you want to calculate the power used during a certain period in hotels, etc., computation linked with an electric meter is also possible. (Option)

Billing management for users for a set period Option of time, such as for hotels



Others

- Batched stop
- Operating & control record
- Error display & E-mail notification
- Divers control of indoor units
- Schedule control
- Prohibition setting

Personal computer specifications

Operating system	<ul style="list-style-type: none"> • Microsoft® Windows® XP SP3 (32-bit) Professional (*1) • Microsoft® Windows® Vista® SP2 (32-bit) Home Premium, Business (*2) • Microsoft® Windows® 7 SP1 (32/64-bit) Home Premium, Professional (*2) • Microsoft® Windows® 8 (32/64-bit) Pro (*2) [Supported languages] (*1) English only (*2) English, Chinese, French, German, Russian, Spanish, and Polish
CPU	Intel® Core™ i3 2GHz or higher
Memory	2GB or more (Windows® XP, Vista®, 7 32-bit), 4GB or more (Windows® 7 64-bit, Windows® 8)
HDD	40GB or more of free space
Display	1024 x 768 or higher resolution
Interface	USB port is required for each of the followings for Server PC ; <ul style="list-style-type: none"> • Wibu Key (Software protection key) • Echelon® U10 USB Network Interface (Required for each VRF Network) Ethernet port is required for remote connection using internet.
Accelerator	Requires the internal graphics accelerator be compatible with Microsoft® DirectX® 9.0
Software required	Adobe® Reader® 9.0 or later
Hardware required	DVD-ROM Drive

<Option available>

Energy Saving Software	UTY-PEGX(*1)	Additional support for energy saving function and Electricity Charge Apportionment using electricity meter.
------------------------	--------------	---

<Packing list>

Name and shape	Quantity	Application
DVD-ROM	1	Includes the software and manuals for System Controller. Both VRF Controller and VRF Explorer software are included.
Wibu Key (Software protection key)	1	Software protection key to be inserted in a USB slot running System Controller. System Controller may only run on a PC with Wibu Key. However, Wibu key is not required for remote VRF Explorer software.


Personal computer must be field supplied. U10 USB Network Interface must be field supplied. Contact Echelon® Corporation or its local sales representative for detail.
 Product Name : U10 USB Network Interface - TP/FT-10 Channel Model Number : 75010R

*1: Energy Saving Software (UTY-PEGX) is available for the indoor units and the outdoor units after revision code B or later.

Adaptor & Converter

Network Converter : UTY-VGGXZ1

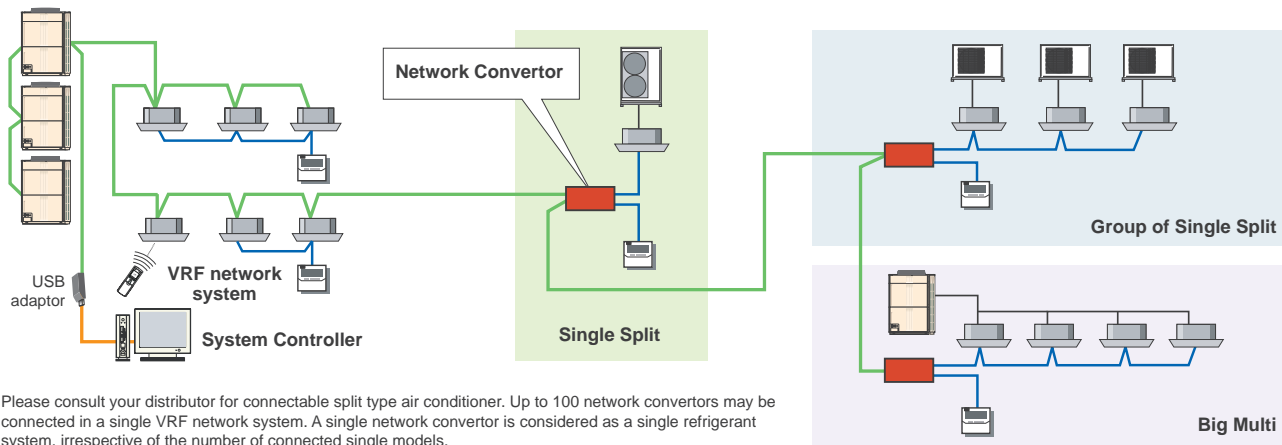
Max. controllable
16
Network Converter units



- This network converter is to be used for connecting single split system or group remote controller with the VRF network system.
- Please select the function by switching the dip switch during the installation.

Installation example

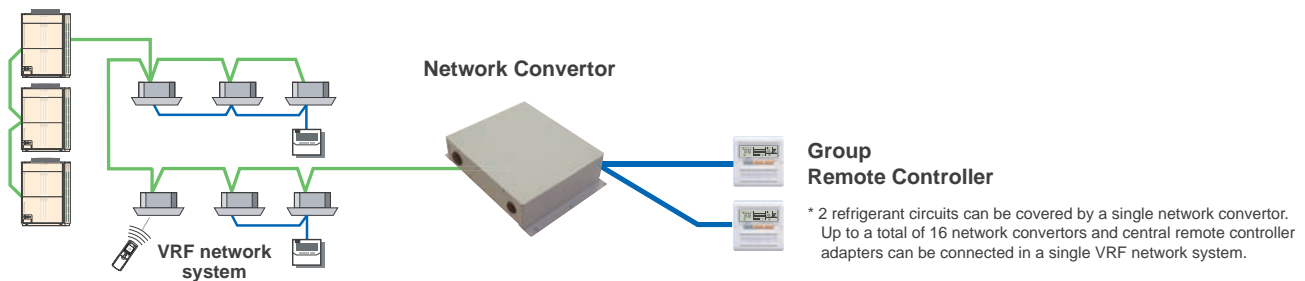
- Split type systems can be controlled from a central remote controller or PC controller through connection to the VRF's network converter.
- Standard remote controller and central remote controller provide On / Off control, master control, temperature and fan control, etc.
- A single network converter can be used to connect and control up to 16 single units.



Please consult your distributor for connectable split type air conditioner. Up to 100 network converters may be connected in a single VRF network system. A single network converter is considered as a single refrigerant system, irrespective of the number of connected single models.

Used for connecting Group Remote Controller

4 group remote controllers can be connected to a single Network converter.



* 2 refrigerant circuits can be covered by a single network converter. Up to a total of 16 network converters and central remote controller adaptors can be connected in a single VRF network system.

Specifications

Model name	UTY-VGGXZ1	UTY-VLGX
Power Supply	208-240V 50/60Hz, Single phase	208-240V 50/60Hz, Single phase
Power Consumption (W)	6.5	4.5
Dimensions (H x W x D) (mm)	67 x 288 x 211	67 x 288 x 211
Weight (g)	1,500	1,500

Transmission specifications (BMS side)


Transmission speed	78 kbps
Transceiver	FT-X1 (Echelon® Corporation)
Transmission way form	Free topology
Terminal resistor	None (It attaches at the terminal of a network.)

Network Converter for LONWORKS® : UTY-VLGX

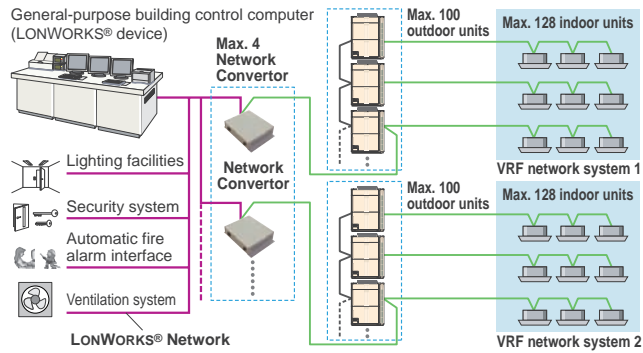
Max. controllable
4
Units to BMS

Max. controllable
128
indoor units

- For connection between VRF network system and a LONWORKS® open network for management of small to medium-sized BMS and VRF network system.
- The UTY-VLGX permits central monitoring and control of a VRF network system from a BMS through a LONWORKS® interface.
- Up to 128 Indoor units can be connected to one Network Converter for LONWORKS®




Installation example



BACnet® Gateway : UTY-ABGX

Software

- The VRF network system can be incorporated into a Building Management System.
- Enables central control of up to 1,600 indoor units through BACnet®, a global standard for open networks.
- Conforms to ANSI / ASHRAE Standards® 135-2004 BACnet® Application Specific Controller (B-ASC) BACnet® / IP over Ethernet.
- Connects up to 4 VRF network systems (1,600 indoor units / 400 outdoor units) per gateway.


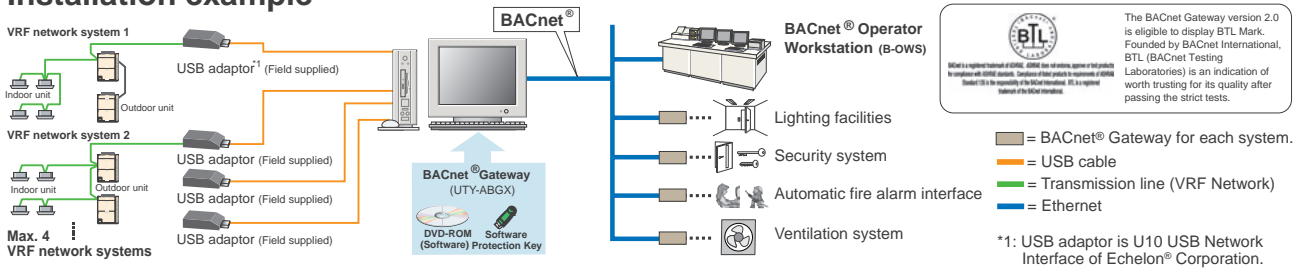


Max. controllable
4
VRF network systems

Max. controllable
400
outdoor units

Max. controllable
1,600
indoor units

Installation example



- = BACnet® Gateway for each system.
- = USB cable
- = Transmission line (VRF Network)
- = Ethernet

*1: USB adaptor is U10 USB Network Interface of Echelon® Corporation.

Personal computer specifications

Operating system	<ul style="list-style-type: none"> • Microsoft® Windows® XP SP3 (32-bit) Professional • Microsoft® Windows® Vista® SP2 (32-bit) Home Premium, Business • Microsoft® Windows® 7 SP1 (32/64-bit) Home Premium, Professional • Microsoft® Windows® 8 (32/64-bit) Pro [Supported languages] English, Chinese, French, German, Russian, Spanish, and Polish
CPU	Intel® Core™ i3 2GHz or higher
Memory	2GB or more (Windows® XP, Vista®, 7 32-bit), 4GB or more (Windows® 7 64-bit, Windows® 8)
HDD	40GB or more of free space
Display	1024 x 768 or higher resolution
Interface	USB port (x2-5) is required Ethernet port is required
Software required	Adobe® Reader® 9.0 or later
Hardware required	DVD-ROM Drive

<Packing list>

Name and shape	Quantity	Application
DVD-ROM	1	Includes the software and manuals for BACnet® Gateway.
Wibu Key (Software protection key)	1	Software protection key to be inserted in a USB slot running BACnet® Gateway. BACnet® Gateway may only run on a PC with Wibu Key.

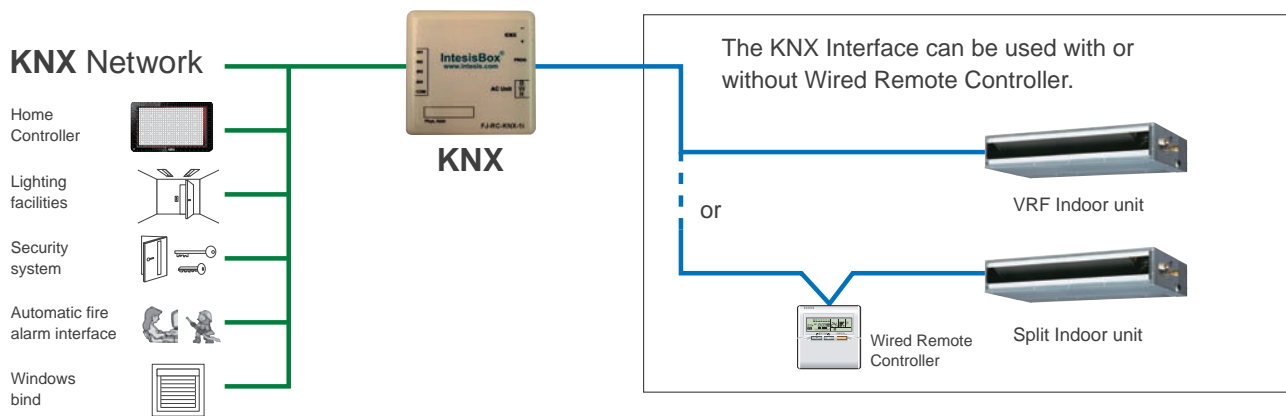
Personal computer must be field supplied. U10 USB Network Interface must be field supplied. Contact Echelon® Corporation or its local sales representative for detail.
 Product Name : U10 USB Network Interface - TP/FT-10 Channel Model Number : 75010R

Adaptor & Converter

KNX Interface : FJ-RC-KNX-1i NEW

The KNX Interface allows a complete integration of air conditioners with KNX Network systems.

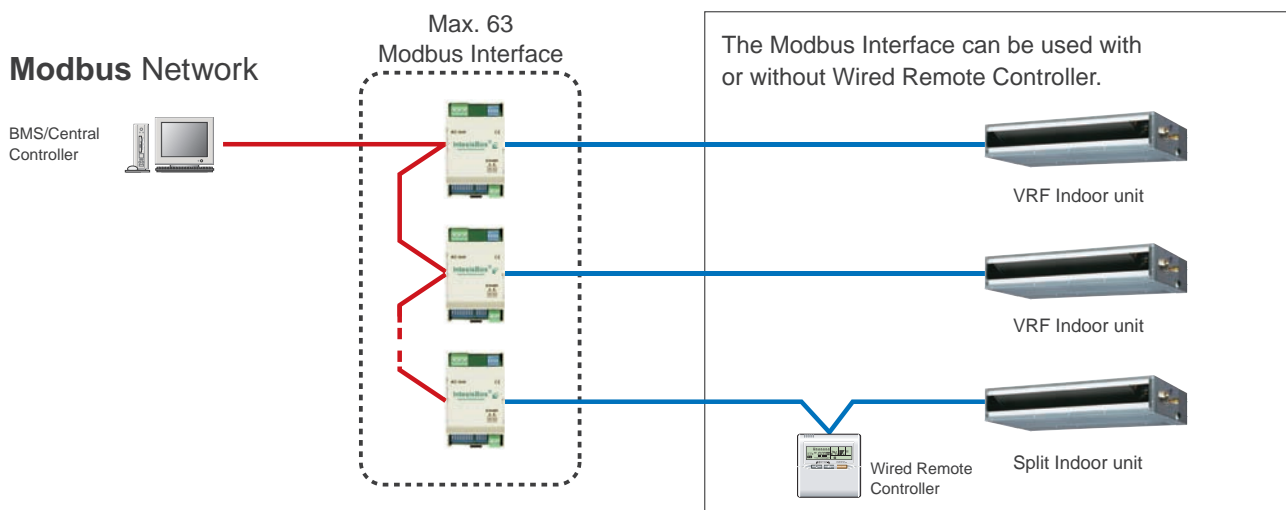
- Simple installation due to small and compact size.
- No separate external power supply required (just KNX bus power).
- Can be used for single indoor units and group controlled (up to 16) indoor units



Modbus Interface : FJ-RC-MBS-1 NEW

The Modbus Interface allows a complete integration of air conditioners into Modbus Networks.

- Simple installation due to small and compact size.
- No separate external power supply required.
- The Modbus Interface permits central monitoring and control of air conditioners from BMS, .



Specifications


Model name	FJ-RC-MBS-1
Consumption Current	80mA
Dimensions (H x W x D) (mm)	93x53x58
Weight (g)	85

Model name	FJ-RC-KNX-1i
Power source	29V DC, 7mA Supplied through KNX bus.
Dimensions (H x W x D) (mm)	70x70x28
Weight (g)	70

External Switch Controller : UTY-TEKX

Air conditioner switching can be controlled by connecting other sensor switches

- In combination with a field supply Card-Key Switch or other sensor, the External Switch Controller allows control of the ON / OFF, Room temperature, Fan speed and Master control functions. This makes this product suitable for installations such as hotel rooms.
- Card-key or other sensor switches are available as a field supplied parts.

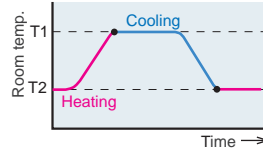
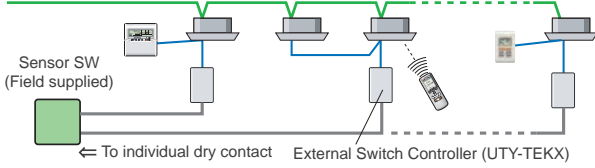


Installation example

Auto mode operation, which switches the cooling and the heating automatically, is enabled by using the sensor switch and External Switch Controller.

Note: All indoor units will operate in the same mode.

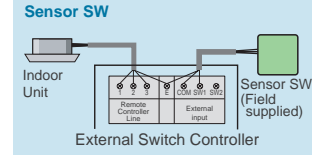
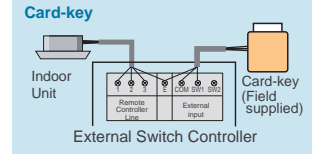
T1 = ON, T2 = OFF



Note 1.
Please choose a thermosensor switch which can be set up for T1 and T2.


Note 2.
The remote controller's operation is prior to the auto mode operation.

Electrical wiring

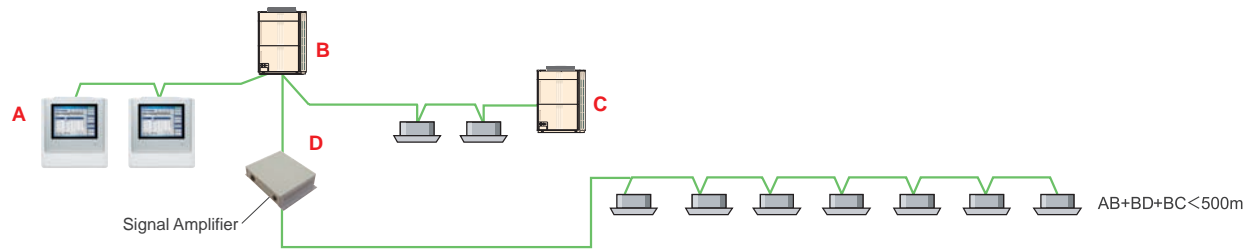


Signal Amplifier : UTY-VSGXZ1

- Transmission Line length can be extended up to 3,600m with multiple Signal Amplifiers.
- Up to 8 signal amplifiers can be installed in a VRF network system.
- A signal amplifier is required,
 - (1) When the total wiring length of the transmission line exceeds 500m.
 - (2) When the total number of units on the transmission line exceeds 64.



Installation example



Specifications

Model name	UTY-VSGXZ1
Power Supply	208-240V 50/60Hz, Single phase
Power Consumption (W)	4.5
Dimensions (H x W x D) (mm)	67 x 288 x 211
Weight (g)	1,500

Model name	UTY-TEKX
Power Supply	DC 12V
Dimensions (H x W x D) (mm)	120 x 75 x 30
Weight (g)	100

DC12V is supplied by the indoor unit.

Service & Maintenance

Service Tool : UTY-ASGX Software

Extensive monitoring and analysis functions for installation and maintenance

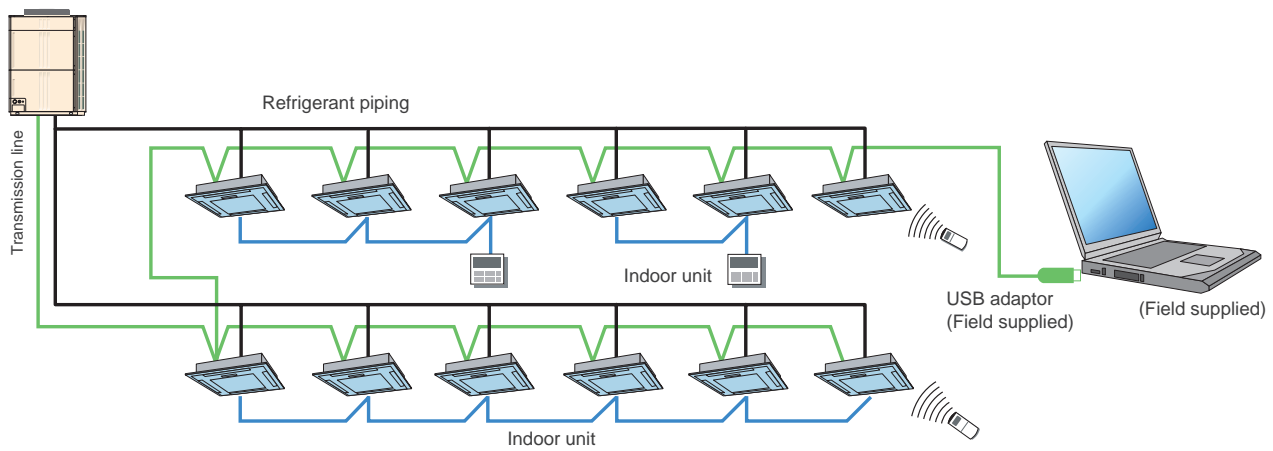
- Operation status can be checked and analyzed to detect even the smallest abnormalities
- Storage of data on system operation status on a PC allows access even from off site.
- Up to 400 indoor units (a single VRF network system) can be controlled and monitored for large scale buildings or hotels
- This software can be connected to any point of transmission line with USB adaptor (field supplied).



Max. Monitor and control
400
indoor units


Max. Monitor and control
100
outdoor units

Wiring connection



Functions

•Equipment Detail (Diagram)



- Equipment Detail (List)
- Error History
- Remote File Download
- System List
- Commissioning Tool

Personal computer specifications

	UTY-ASGX
Operating system	<ul style="list-style-type: none"> • Microsoft® Windows® XP SP3 (32-bit) Professional • Microsoft® Windows® Vista® SP2 (32-bit) Home Premium, Business • Microsoft® Windows® 7 SP1 (32/64-bit) Professional • Microsoft® Windows® 8 (32/64-bit) Pro [Supported languages] English only
CPU	1GHz or higher
Memory	512 MB or more (Windows® XP 32-bit) 1GB or more (Windows® Vista®, 7, 8 32-bit) 2GB or more (Windows® 7, 8 64-bit)
HDD	10GB or more of free space
Display	1024 x 768 or higher resolution
Interface	USB port for U10 USB Network Interface and Software protection key
Software required	Internet Explorer 8.0 or 9.0 or 10.0 / Adobe® Reader® 9.0 or later
Hardware required	DVD-ROM Drive

<Packing list>

Name and shape	Quantity	Application
DVD-ROM	1	Includes the software and manuals
Wibu Key (Software protection key)	1	Software protection key to be inserted in a USB slot These products may only run on a PC with Wibu Key.

Personal computer must be field supplied. U10 USB Network Interface must be field supplied. Contact Echelon® Corporation or its local sales representative for detail.
Product Name : U10 USB Network Interface - TP/FT-10 Channel Model Number : 75010R

Web Monitoring Tool : UTY-AMGX Software

Product features

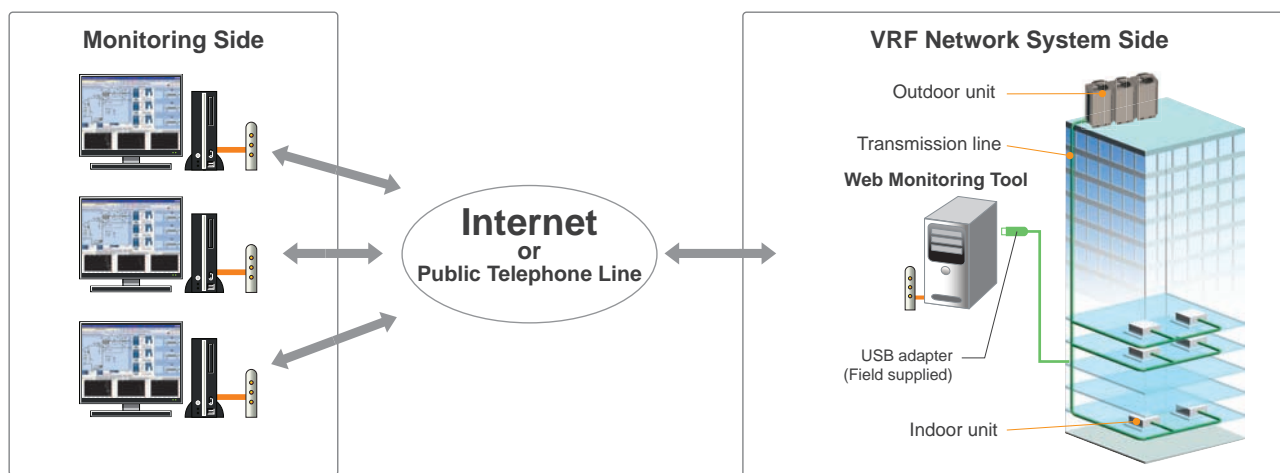
- Troubleshooting is performed by monitoring each air conditioning unit remotely during periodical system checks.
- Error notification can be automatically transmitted to several locations using the internet*1.
- Requires either a dedicated internet connection or public telephone line.
- Determination of an error occurrence can be made through error warnings and equipment status information obtained from a remote location.
- The monitoring data in a remote side can be optionally downloaded. And, this data can be displayed in offline mode of the service tool.
- Monitoring side computer is not required to install special software, requires only general web browser.

*1: Use of internet mail system required.

VRF network system can be supported
4

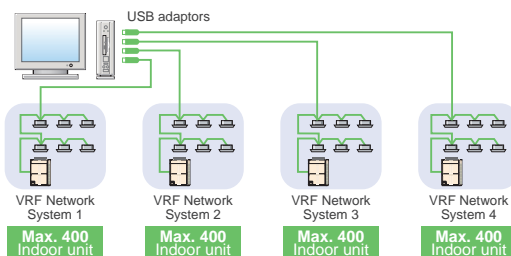
1,600
indoor units can be supported

Web Monitoring System



Support 4 VRF network systems

USB adaptor (max. 4 adaptors per PC) permit, monitoring of up to 1,600 indoor units. Suitable for large-scale buildings or hotels.



Personal computer specifications

	UTY-AMGX
Operating system	<ul style="list-style-type: none"> • Microsoft® Windows® XP SP3 (32-bit) Professional • Microsoft® Windows® Vista® SP2 (32-bit) Home Premium, Business • Microsoft® Windows® 7 SP1 (32/64-bit) Professional • Microsoft® Windows® 8 (32/64-bit) Pro [Supported languages] English only
CPU	1GHz or higher
Memory	1GB or more (Windows® XP, Vista®, 7, 8 32-bit) 2GB or more (Windows® 7, 8 64-bit)
HDD	40GB or more of free space
Display	1024 x 768 or higher resolution
Interface	USB port (for U10 USB Network Interface Max.4 , Software protection key) Either of the following interface is required for remote connection: <ul style="list-style-type: none"> • Public Telephone Line : Modem is required • Internet using LAN : Ethernet port is required
Software required	Internet Explorer 8.0 or 9.0 or 10.0 / Adobe® Reader® 9.0 or later
Hardware required	DVD-ROM Drive




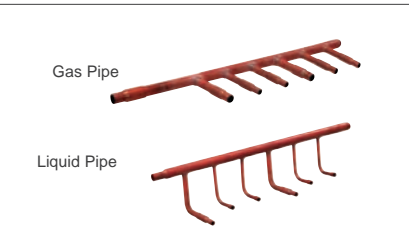
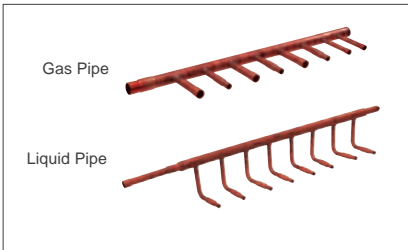
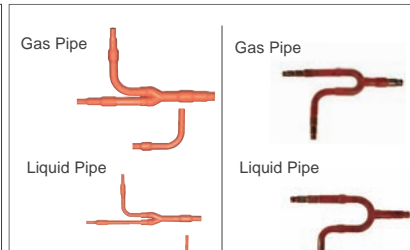



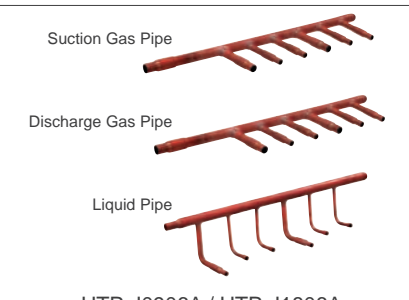
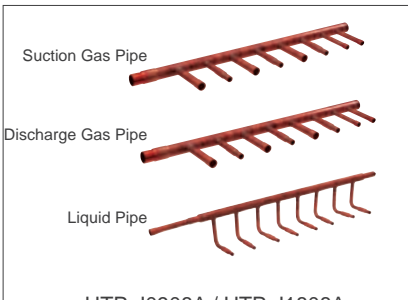




<Packing list>

Name and shape	Quantity	Application
DVD-ROM	1	Includes the software and manuals
Wibu Key (Software protection key)	1	Software protection key to be inserted in a USB slot These products may only run on a PC with Wibu Key.

Personal computer must be field supplied. U10 USB Network Interface must be field supplied. Contact Echelon® Corporation or its local sales representative for detail.
Product Name : U10 USB Network Interface - TP/FT-10 Channel Model Number : 75010R

OPTIONAL PARTS for VRF

Connection Units

Separation Tube		Header		Outdoor Unit Branch Kit	
 <p>Gas Pipe</p> <p>Liquid Pipe</p> <p>UTR-BP090X or UTP-AX090A</p>	 <p>Gas Pipe</p> <p>Liquid Pipe</p> <p>UTR-BP180X or UTP-AX180A</p>	 <p>Gas Pipe</p> <p>Liquid Pipe</p> <p>UTR-BP567X or UTP-AX567A</p>	 <p>Gas Pipe</p> <p>Liquid Pipe</p> <p>UTR-H0906L / UTR-H1806L</p>	 <p>Gas Pipe</p> <p>Liquid Pipe</p> <p>UTR-H0908L / UTR-H1808L</p>	 <p>Gas Pipe</p> <p>Liquid Pipe</p> <p>UTR-CP567X or UTP-CX567A</p>
 <p>Suction Gas Pipe</p> <p>Discharge Gas Pipe</p> <p>Liquid Pipe</p> <p>UTP-BX090A</p>	 <p>Suction Gas Pipe</p> <p>Discharge Gas Pipe</p> <p>Liquid Pipe</p> <p>UTP-BX180A</p>	 <p>Suction Gas Pipe</p> <p>Discharge Gas Pipe</p> <p>Liquid Pipe</p> <p>UTP-BX567A</p>	 <p>Suction Gas Pipe</p> <p>Discharge Gas Pipe</p> <p>Liquid Pipe</p> <p>UTP-J0906A / UTP-J1806A</p>	 <p>Suction Gas Pipe</p> <p>Discharge Gas Pipe</p> <p>Liquid Pipe</p> <p>UTP-J0908A / UTP-J1808A</p>	 <p>Suction Gas Pipe</p> <p>Discharge Gas Pipe</p> <p>Liquid Pipe</p> <p>UTP-DX567A</p>
<h3>EV Kit</h3> <p>For Compact Wall Mounted type</p>  <p>Model code ≤ 09 : UTR-EV09XB Model code ≥ 12 : UTR-EV14XB</p>	<h3>RB Unit</h3> <p>Single type</p>  <p>UTP-RX01AH / UTP-RX01BH / UTP-RX01CH</p>	<p>Multi type</p>  <p>UTP-RX04BH</p>			

Specifications

Separation Tube

Model name	UTR-BP090X or UTP-AX090A	UTR-BP180X or UTP-AX180A	UTR-BP567X or UTP-AX567A
Total cooling capacity of indoor unit (kW)	28.0 or less	28.1 to 56.0	56.1 or more

Model name	UTP-BX090A	UTP-BX180A	UTP-BX567A
Total cooling capacity of indoor unit (kW)	28.0 or less	28.1 to 56.0	56.1 or more

Header

Model name	3-6 Branches	UTR-H0906L	UTR-H1806L
	3-8 Branches		UTR-H0908L
Total cooling capacity of indoor unit (kW)		28.0 or less	28.1 to 56.0

Model name	3-6 Branches	UTP-J0906A	UTP-J1806A
	3-8 Branches		UTP-J0908A
Total cooling capacity of indoor unit (kW)		28.0 or less	28.1 to 56.0

Outdoor unit Branch kit

Model name	UTR-CP567X (for V-II) or UTP-CX567A (for V-II)	UTP-DX567A (for VR-II)
Number of Outdoor unit	2 outdoor units	1
	3 outdoor units	2

EV Kit

Model name	UTR-EV09XB	UTR-EV14XB
Application Model	ASYE04GACH ASYE07GACH ASYE09GACH	ASYE12GACH ASYE14GACH








RB Unit

Type	Single type			Multi type	
Model name	UTP-RX01AH	UTP-RX01BH	UTP-RX01CH	UTP-RX04BH	
Power source	Single phase 230V, 50Hz				
Input power	W	17	24	31	96
Number of branches	1	1	1	4	
Maximum capacity of connectable indoor units(Q)	kW	Q ≤ 8.0	Q ≤ 18.0	Q ≤ 28.0	Q ≤ 56.0 *1
Maximum capacity of connectable indoor units per branch(Q)	kW	Q ≤ 8.0	Q ≤ 18.0	Q ≤ 28.0	Q ≤ 18.0
Maximum number of connectable indoor units per branch	3	8	8	8	
Dimensions (HxWxD)	mm	198 X 298 X 268		260 X 658 X 428	








*1: In case of two RB units connected in series (total 8-branches), maximum capacity of connectable indoor units is up to 56.0kW.

OPTIONAL PARTS for VRF











Controllers

<p>Wired Remote Controller (Touch Panel) UTY-RNRY NEW</p> 	<p>Wired Remote Controller UTY-RNKY</p> 	<p>Simple Remote Controller UTY-RSKY With operation mode</p> 
<p>Simple Remote Controller UTY-RHKY Without operation mode</p> 	<p>Wireless Remote Controller UTY-LNHY</p> 	<p>IR Receiver Unit UTB-YWC</p>  <p>For All Duct type</p>
<p>IR Receiver Unit UTY-LRHQB1</p>  <p>For Cassette type</p>	<p>Group Remote Controller UTY-CGGY</p> 	<p>Central Remote Controller UTY-DCGY</p> 
<p>Touch Panel Controller UTY-DTGY</p> 	<p>System Controller Software UTY-APGX</p> 	

Convertors / Adaptors

<p>Network Converter UTY-VGGXZ1</p> 	<p>External Switch Controller UTY-TEKX</p> 	<p>Signal Amplifier UTY-VSGXZ1</p> 	<p>KNX Interface FJ-RC-KNX-1i NEW</p> 
<p>Modbus Interface FJ-RC-MBS-1 NEW</p> 	<p>Network Converter for LONWORKS® UTY-VLGX</p> 	<p>BACnet® Gateway Software UTY-ABGX</p>  <p>DVD-ROM (Software) Software Protection Key</p>	

Others

<p>Flange (Round) UTD-RF204 For Medium Static Pressure Duct type / Ceiling type</p> 	<p>Flange (Square) UTD-SF045T For Medium Static Pressure Duct type</p> 	<p>Remote Sensor Unit UTY-XSZX For All Duct type</p> <p>New amenity space can be offered by installing the Remote sensor.</p> 
<p>Long-Life Filter UTD-LF25NA For Medium Static Pressure Duct type</p> 	<p>Long-Life Filter UTD-LF60KA For High Static Pressure Duct type (ARXC36/45/60GATH)</p> 	<p>Auto Louver Grille Kit UTD-GXSA-W (for ARXD04/07/09/12/14GALH) UTD-GXSB-W (for ARXD18GALH) UTD-GXSC-W (for ARXD24GALH) For Slim Duct type</p> 
<p>Drain Pump Unit UTZ-PX1BBA For Low Static Pressure Duct type</p> <p>UTZ-PX1NBA For Medium Static Pressure Duct type</p> 	<p>Drain Pump Unit UTR-DPB24T For Ceiling type</p> 	<p>Wide Panel UTG-AGYA-W For Cassette type</p>  <p>Indoor unit 950 Panel 600 600 (mm)</p>
<p>Air Outlet Shutter Plate UTR-YDZB For Compact Cassette type</p> <p>Shuts the air outlet when only using as 3 blow out.</p> 	<p>Air Outlet Shutter Plate UTR-YDZC For Cassette type</p> <p>Shuts the air outlet when only using as 3 blow out.</p> 	<p>Panel Spacer UTG-BGYA-W For Cassette type</p>  <p>50mm Panel spacer</p>
<p>Cassette Grille UTG-UFYC-W</p>  <p>For Compact Cassette type</p>	<p>Cassette Grille UTG-UGYA-W</p>  <p>For Cassette type</p>	<p>Insulation Kit for High Humidity UTZ-KXGA For Cassette type UTZ-KXGB For Slim Cassette type UTZ-KXGC For Compact Cassette type</p>  <p>Insulation Kit</p>
<p>Fresh Air Intake Kit UTZ-VXAA</p>  <p>For Compact Cassette type</p>	<p>Fresh Air Intake Kit UTZ-VXGA</p>  <p>For Cassette type</p>	



Suppresses indoor temperature changes while providing fresh air

High efficiency and low noise are achieved using a highly efficient element. Comfortable air-conditioned environment is provided by effectively determining whether to use heat-exchange ventilation or normal ventilation while meeting diverse needs.

Energy Recovery Ventilator

Energy saving ventilation

Thanks to efficient recovery of thermal energy lost during Ventilation, you can save an air-conditioning fee.

Facility saving

Thanks to a drastic reduction of load incurred by outside air, you can make air-conditioners more compact in parallel with the recovery of thermal energy.

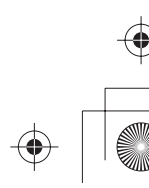
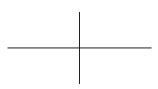

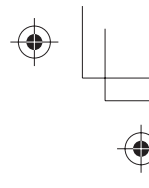
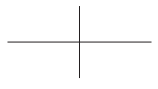
Humidity adjusting effect

In a cooling mode, a highly humid open-air is brought near to a dehumidified room atmosphere and then supplied.

In a heating mode, a room humidity is transferred to the dry outside air and then supplied.

Sound shield effect

The ducts of the unit and the heat exchange element are characteristic of sound shield effect, so that the office and store environment can be preserved.



Energy Recovery Ventilator



UTZ-BD025B / UTZ-BD035B / UTZ-BD050B / UTZ-BD080B / UTZ-BD100B **NEW**

Energy recovery ventilator unit offers maximum comfort and greater energy savings.



Features

Adopts a highly efficient counter-flow heat exchange element



Heat exchange ventilation and normal ventilation

Heat exchange ventilation

When a room is cooled or heated, the exhausted cooling / heating energy is recovered by heat-exchange ventilation.

Normal ventilation

This is used in the spring and autumn, when rooms are not cooled or heated, that is, when there is little difference between the indoor and outdoor air conditions. In addition, at night during the hot season, when the outside air temperature drops the outside air is drawn inside without heat exchange, alleviating the load on the air conditioning equipment.

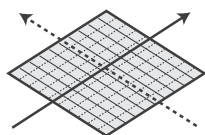
High Efficiency

Energy efficiency and ecology

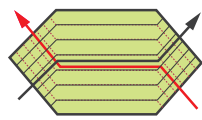
Energy consumption is dramatically reduced by using a counter-flow heat-exchange element. Air conditioning load is reduced by approximately 20%, resulting in significant energy savings. Recovers up to 77% of the heat in the outgoing air.

20%
Energy saving

Features of heat exchange element



Other element
(Cross-flow element)



Fujitsu element
(Counter-flow element)

With the cross-flow element, air moves in a straight line across the element. With the counter-flow element, air flows through the element for a longer time (longer distance), so the heat-exchange effect remains unchanged.

More Comfort

Quiet operation

Significantly reducing low pressure loss and noise allows low-noise operation.

Design Flexibility

Extended range of an external static pressure


An external static pressure is improved by adopting a powerful fan motor. This allows for application in a wide variety of building.

Features

Easy Installation and Maintenance

Slim shape and easier installation

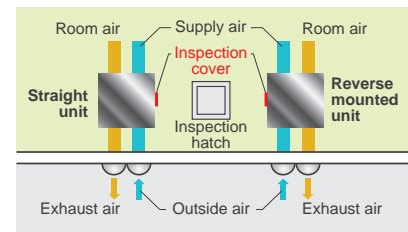
Counter-flow heat exchange element used for reduced noise and slimmer, more compact body shape.



Reverse mountable direct air supply / exhaust system

Adoption of straight air supply / exhaust system: Duct design is simplified because the air supply / exhaust ducts are straight.

Since each unit can be mounted in reverse position, only one inspection hole is needed for two units: Two units can share one inspection hole so duct work is easier and more flexible.



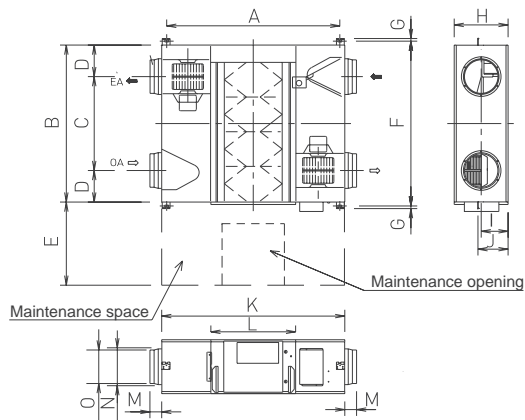
Specifications

Rated flow rate			250 m³/h	350 m³/h	500 m³/h	800 m³/h	1000 m³/h	
Model No.			UTZ-BD025B	UTZ-BD035B	UTZ-BD050B	UTZ-BD080B	UTZ-BD100B	
Power source			220 - 240V, 50Hz					
Heat Exchange Ventilation	Input power	(Extra high)/High/Low	W	128 / 123 / 96	190 / 185 / 168	289 / 225 / 185	418 / 378 / 295	464 / 432 / 311
	Air flow rate	(Extra high)/High/Low	m³/h	250 / 250 / 190	350 / 350 / 240	500 / 500 / 440	800 / 800 / 630	1000 / 1000 / 700
	External static pressure	(Extra high)/High/Low	Pa	105 / 95 / 45	140 / 60 / 45	120 / 60 / 35	140 / 110 / 55	105 / 80 / 75
	Temperature Exchange Efficiency	(Extra high)/High/Low	%	75 / 75 / 77	75 / 75 / 78	75 / 75 / 76	75 / 75 / 76	75 / 75 / 79
	Energy Exchange Efficiency Cooling	(Extra high)/High/Low	%	63 / 63 / 65	66 / 66 / 71	62 / 62 / 64	65 / 65 / 68	65 / 65 / 70
	Energy Exchange Efficiency Heat pump	(Extra high)/High/Low	%	70 / 70 / 72	69 / 69 / 73	67 / 67 / 69	71 / 71 / 74	71 / 71 / 76
Sound pressure level	(Extra high)/High/Low	dB*	31.5 / 30.5 / 26.5	33 / 31 / 25.5	37.5 / 35.5 / 32.5	37.5 / 37 / 34.5	38.5 / 37.5 / 34.5	
Normal Ventilation	Input power	(Extra high)/High/Low	W	128 / 123 / 96	190 / 185 / 168	289 / 225 / 185	418 / 378 / 295	464 / 432 / 311
	Air flow rate	(Extra high)/High/Low	m³/h	250 / 250 / 190	350 / 350 / 240	500 / 500 / 440	800 / 800 / 630	1000 / 1000 / 700
	External static pressure	(Extra high)/High/Low	Pa	105 / 95 / 45	140 / 60 / 45	120 / 60 / 35	140 / 110 / 55	105 / 80 / 75
	Sound pressure level	(Extra high)/High/Low	dB*	31.5 / 30.5 / 26.5	33 / 31 / 25.5	38.5 / 38 / 32.5	37.5 / 37 / 34.5	40.5 / 39.5 / 36.5
Dimensions	WxDxH	mm	882 x 599 x 270	1050 x 804 x 317	1090 x 904 x 317	1322 x 884 x 388	1322 x 1134 x 388	
Weight		kg	29	49	57	71	83	
Outlet duct diameter		mm	150	150	200	250	250	
Operation range		°C	-10 ~ 40	-10 ~ 40	-10 ~ 40	-10 ~ 40	-10 ~ 40	
Maximum humidity		%	85	85	85	85	85	

* The noise level must be measured 1.5 m below the centre of the unit.

Dimensions Models : UTZ-BD025B / UTZ-BD035B / UTZ-BD050B / UTZ-BD080B / UTZ-BD100B

(Unit : mm)



	UTZ-BD025B	UTZ-BD035B	UTZ-BD050B	UTZ-BD080B	UTZ-BD100B
A	810	978	1018	1250	1250
B	599	804	904	884	1134
C	315	580	640	428	678
D	142	112	132	228	228
E	600	600	600	600	600
F	655	860	960	940	1190
G	19	19	19	19	19
H	270	317	317	388	388
I	135	159	159	194	194
J	159	182	182	218	218
K	882	1050	1090	1322	1322
L	414	470	470	612	612
M	95	70	127	85	85
N	219	162	210	258	258
O	144	144	194	242	242

WATERSTAGE™ makes an Economical and Clean hot water heating system by Heat Pump

Complete Solution meets various needs

The clean energy produced by **WATERSTAGE™** reliably delivers “comfort” to all spaces in the home up to the living room, bedrooms, bath and swimming pool.



AIR TO WATER



156 Split


157 Split DHW integrated

158 Monobloc

WHAT'S A HEAT PUMP ?

Absorbing free energy from the atmosphere.
Heat pump system requires only 1kW of electricity to generate 3 to 5 kW thermal energy.





WATERSTAGE™



Split type

High power series

Hydraulic unit : WSYG140DC6 / [3phase] WSYK160DC9

Outdoor unit : WOYG112LCT / WOYG140LCT

[3phase] WOYK112LCT / WOYK140LCT / WOYK160LCT



NEW Comfort series

Hydraulic unit : WSYA050DD6 / WSYA100DD6

Outdoor unit : WOYA060LDC / WOYA080LDC / WOYA100LDT



Features

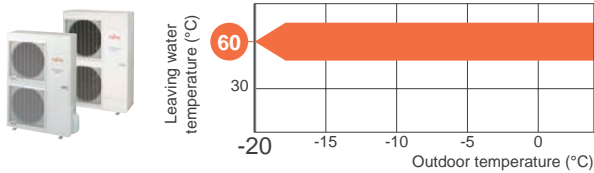
High Efficiency & Comfort

No backup heater*

High leaving water temperature

High power series : High leaving water temperature of 60°C is kept even when outdoor temperature is down to -20°C without using backup heaters.

At -20°C outdoor temperature : 60°C Hot water



High COP

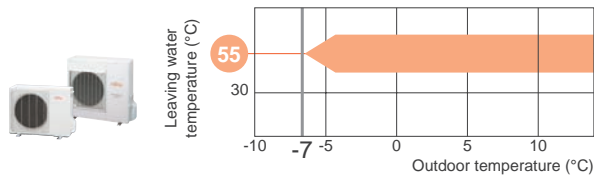
Air to water heat pumps work with much more efficiency and save more energy than a traditional heating system.



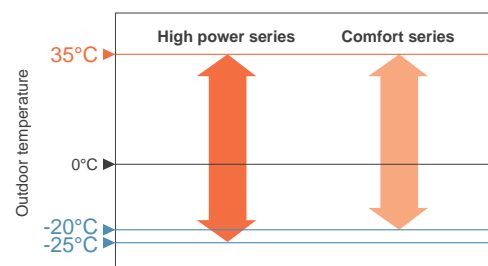
*The data refer to 16kW type Condition : Outdoor Temp. 7°C Heating Temp. 35°C.

Comfort series : Maximum leaving water temperature is 55°C without backup heater. Hot water supply temperature can be maintained even at -7°C outdoor temperature.

At -7°C outdoor temperature : 55°C Hot water



Wide operation range



* If you want to raise the hot water supply temperature, backup heaters can be used for auxiliary operation.



Split DHW Integrated type

NEW High power series

Hydraulic unit : WGYG140DD6 / [3phase] WGYK160DD9

Outdoor unit : WOYG112LCT / WOYG140LCT


[3phase] WOYK112LCT / WOYK140LCT / WOYK160LCT



NEW Comfort series

Hydraulic unit : WGYA050DD6 / WGYA100DD6

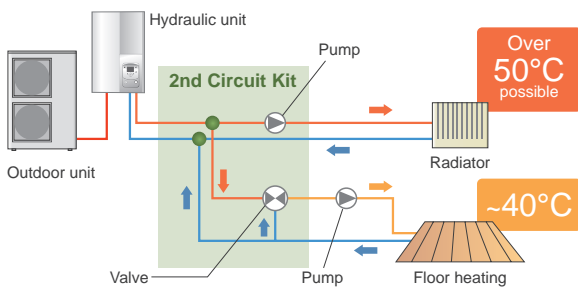
Outdoor unit : WOYA060LDC / WOYA080LDC / WOYA100LDT



Intelligent Control

2 Zone individual control*

2 Zone individual control (2 under floor heating zones or under floor heating + radiator zone, etc.)*

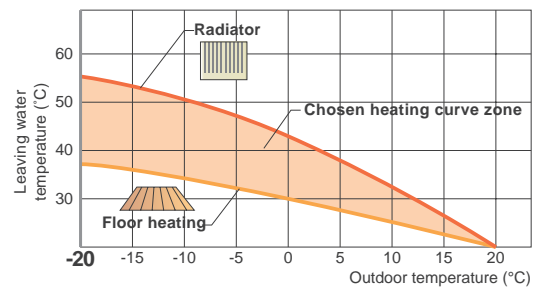


*Optional parts are required.

Automatic heating curve control

Automatic temperature regulation in accordance with heating curve (Depends on heating terminal and outdoor temperature)

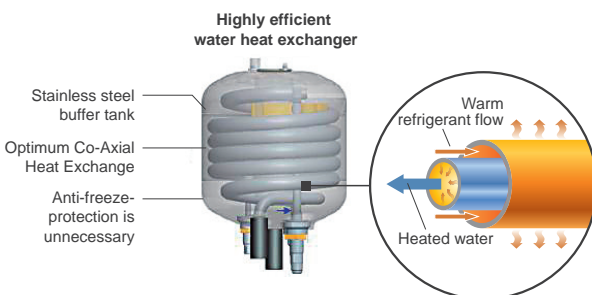
Automatic temperature control with heating curve



High Reliability

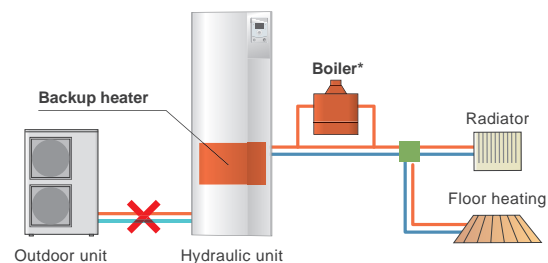
High durability

- Corrosion protected
- No flow switch and no filter necessary



Emergency operation

System can continuously supply hot water by built in back up heater or boiler, as emergency, even if an error has occurred.



*When additional boiler is connected

Monobloc type

Compact series

Monobloc unit : WPYA080LA / WPYA100LA

Control box : UTW-SCBYA



Control box



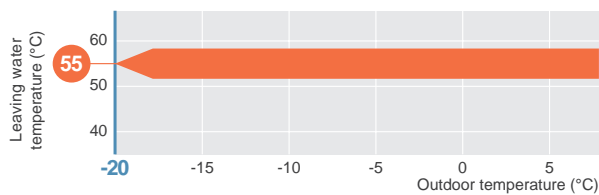
Features

Compact & High Performance

High leaving water temperature

High leaving water temperature of 55°C is kept even when outdoor temperature is down to -20°C without using backup heaters.

No backup heater



Intelligent Control

Wired remote controller (control box) is adopted as standard.



Control box

And more

- Automatic heating curve control
- Cooling operation is possible
- Anti-Legionella function
- Possible to docking the boiler or electric heater for backup (Field supplied)

High COP

High COP is realized by using a DC twin rotary compressor, inverter technology, and high efficient water heat exchanger.

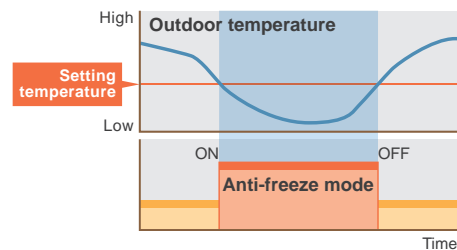


*Condition : Outdoor Temp. 7°C Heating Temp. 35°C.

High Reliability

Anti-freeze function

Water circulation and compression can be automatically performed at low outdoor temperature. Freezing of circulated water can be prevented.



Compact & light weight design




Weight 82kg

Easy installation & maintenance

- No installation of refrigerant circuit connections.
- Easy access for maintenance operations

Smart & Comfort Control

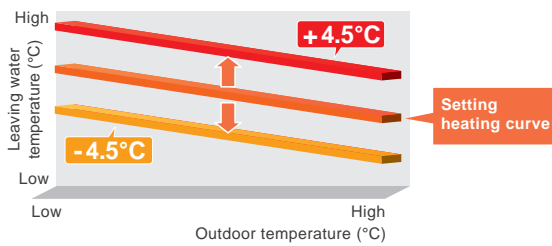
Comfort



Large LCD display
 • Operation status display
 • Error display
 • Plain text

Automatic heating curve operation

Automatic heating curve control based on outdoor temperature and setting room temperature.
 This can be adjusted when too warm or too cold.



Simple operation mode setting
 • Selecting the heating mode and Domestic hot water operation



Navigation and setting
 • Selecting the heating menu
 • Setting program timer

Energy Saving

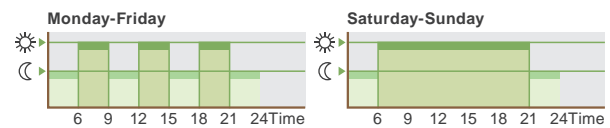
Programmable timer

• The setting of timer operation can easily be adjusted.
 • Changing the heating mode linked with time is possible.

Heating mode	
Auto ⌚ Automatic mode Comfort/Reduce mode switching automatically according to outdoor temperature	Comfort mode ☀️ Comfort mode Constant comfort temperature
Reduce mode 🌙 Reduce mode Constant reduce temperature	Protection mode ⏻ Protection mode Stand-by mode with anti-frost protection

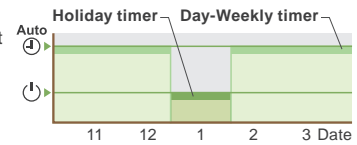
Day-Weekly timer setting

• The day-weekly timer can be set up for up to 3 times per day.
 • Allows separate settings for each day of the week.



Holiday timer setting

• The holiday timer can be set up for up to 8 periods
 • If you are absent for a long time in the winter, freezing of room can be prevented.



Safety Function

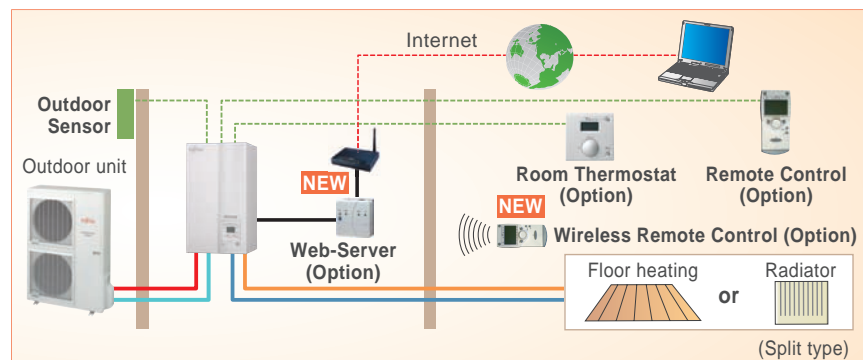
Auto-changeover

If the cooling operation function is set, the system can automatically switch to cooling or heating, depending on the outdoor temperature to provide all-season comfortable air conditioner.

Extensibility

Remote control-extension

Various remote controls are available on your hands. Remote control is also available via Web. All kinds of life styles are supported.

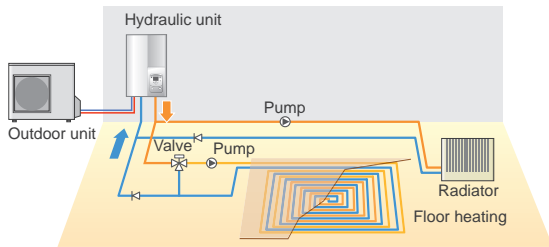


Case studies

Split Case studies

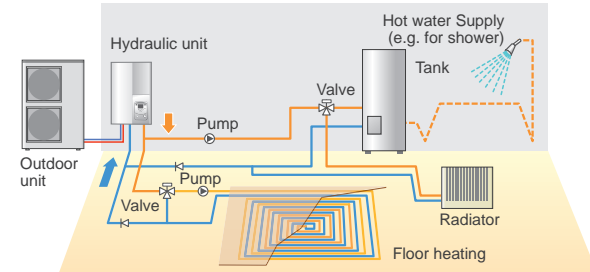
2 emitter simultaneous heating (Individual control)

Floor heating + Radiator



3 types of heat distribution

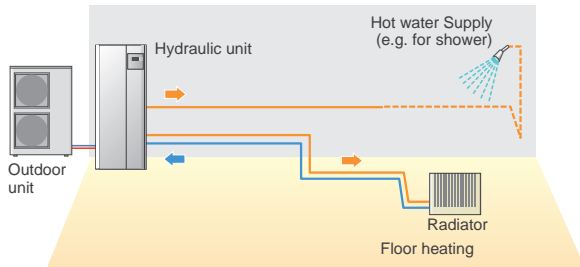
Floor heating + Radiator + Domestic Hot Water



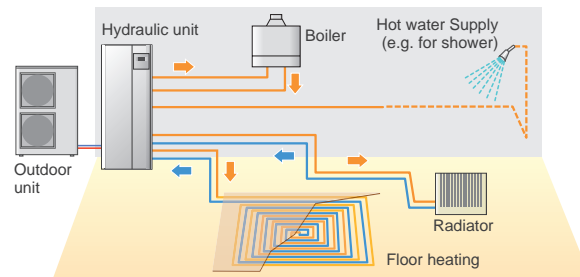
Split DHW integrated Case studies

Single heating & Domestic Hot Water

Radiator + Domestic Hot Water



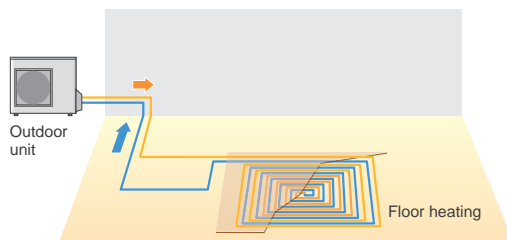
Boiler connected to heating (Boiler + Heating) & Domestic Hot Water



Monobloc Case studies

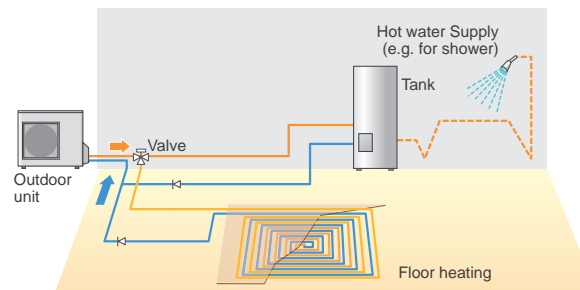
Single heating system

Floor heating





























2 types of heat distribution

Floor heating + Domestic Hot Water



Optional parts

Product Name	Model Name	Split								Monobloc		Split DHW integrated type								
		High Power			Comfort					Compact		High Power				Comfort				
		1Ø	3Ø		1Ø					1Ø		1Ø		3Ø		1Ø				
11	14	11	14	16	5	6	8	10	8	10	11	14	11	14	16	5	6	8	10	
2nd Circuit Kit	 UTW-KZSXD	●	●	●	●	●	●	●	●	—	—	—	—	—	—	—	—	—	—	—
	NEW  UTW-KZDXD	—	—	—	—	—	—	—	—	—	—	●	●	●	●	●	●	●	●	●
Boiler Connection Kit	 UTW-KBSXD	●	●	●	●	●	●	●	●	—	—	—	—	—	—	—	—	—	—	—
	NEW  UTW-KBDXD	—	—	—	—	—	—	—	—	—	—	●	●	●	●	●	●	●	●	●
Balancing Vessel	 UTW-TEVXA	●	●	●	●	●	●	●	●	●	●	●	●	●	●	●	●	●	●	●
DHW Kit	 UTW-KDWXA	—	—	—	—	—	—	—	—	●	●	*1	*1	*1	*1	*1	*1	*1	*1	*1
	 UTW-KDWXD	●	●	●	●	●	●	●	●	—	—	*1	*1	*1	*1	*1	*1	*1	*1	*1
DHW Tank	200 Liter 300 Liter	UTW-T20XA UTW-T30XA	●	●	●	●	●	●	●	●	●	*1	*1	*1	*1	*1	*1	*1	*1	*1
	300 Liter	UTW-T30XD	●	●	●	●	●	●	●	●	●	*1	*1	*1	*1	*1	*1	*1	*1	*1
		UTW-PHFXD	●	●	●	●	—	—	—	—	—	—	●	●	●	●	—	—	—	—
Swimming Pool Kit	 UTW-KSPXA	—	—	—	—	—	—	—	—	●	●	—	—	—	—	—	—	—	—	—
	 UTW-KSPXD	●	●	●	●	●	●	●	●	—	—	●	●	●	●	●	●	●	●	●
Heat Exchanger for Swimming Pool Kit	 UTW-ESPXA	●	●	●	●	●	●	●	●	●	●	●	●	●	●	●	●	●	●	●
Cooling Kit	 UTW-KCLXD	●	●	●	●	●	●	●	●	*2	*2	●	●	●	●	●	●	●	●	●
Regulation Extension Kit	 UTW-KREXD	●	●	●	●	●	●	●	●	—	—	●	●	●	●	●	●	●	●	●
Remote Controller	wired  UTW-C75XA	●	●	●	●	●	●	●	●	●	●	●	●	●	●	●	●	●	●	●
	wireless  UTW-C78XD	●	●	●	●	●	●	●	●	●	●	●	●	●	●	●	●	●	●	●
Room Thermostat	wired  UTW-C55XA	●	●	●	●	●	●	●	●	●	●	●	●	●	●	●	●	●	●	●
	wireless  UTW-C58XD	●	●	●	●	●	●	●	●	●	●	●	●	●	●	●	●	●	●	●
Outdoor Sensor Transmitter	 UTW-MOSXD	●	●	●	●	●	●	●	●	●	●	●	●	●	●	●	●	●	●	●
RF Modules	for X60-Port  UTW-M60XD	●	●	●	●	●	●	●	●	●	●	●	●	●	●	●	●	●	●	●
	for BSB-Port  UTW-MRCXD	●	●	●	●	●	●	●	●	●	●	●	●	●	●	●	●	●	●	●
Web Server	 UTW-KWSXD	●	●	●	●	●	●	●	●	●	●	●	●	●	●	●	●	●	●	●
	 UTW-KW1XD UTW-KW4XD	●	●	●	●	●	●	●	●	●	●	●	●	●	●	●	●	●	●	●
Cascade Kit	*Future release  UTW-KCCXE	●*	●*	●*	●*	—	—	—	●*	—	—	—	—	—	—	—	—	—	—	—
LPB Clip	 UTW-KL1XD	●	●	●	●	●	●	●	●	—	—	●	●	●	●	●	●	●	●	●
Service Tool (incl. OCI700 adapter)	 UTW-KSTXD	●*3	●*3	●*3	●*3	●*3	●*3	●*3	●*3	●	●	●*3	●*3	●*3	●*3	●*3	●*3	●*3	●*3	●*3
Service Tool Software	 UTW-KPSXD	●*4	●*4	●*4	●*4	●*4	●*4	●*4	●*4	●*4	●*4	●*4	●*4	●*4	●*4	●*4	●*4	●*4	●*4	●*4

● : Available — : Not Available

*1 :DHW operation is possible without DHW Kit and DHW Tank.

*2 :Cooling operation is possible without Cooling Kit.

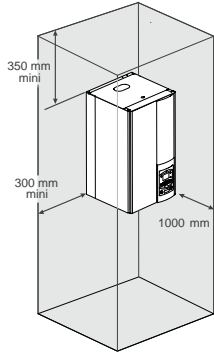
*3 :UTW-KL1XD is required for connection.

*4 :UTW-KSTXD (OCI700 adapter), UTW-KW1XD or UTW-KW4XD is required for connection

Installation Limitations

Equipment Installation

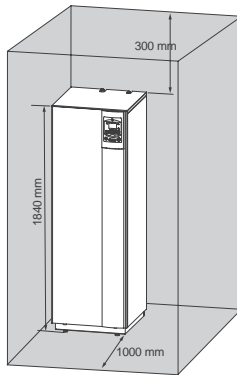
Split Type Hydraulic unit



(mm)

- Hydraulic unit should be hung on the wall
- Weight < 60kg (including water)
- Space for maintenance should be respected

Split DHW integrated Type Hydraulic unit



(mm)

- Floor stand
- Weight: 366kg (including water)
- Space for maintenance should be respected.

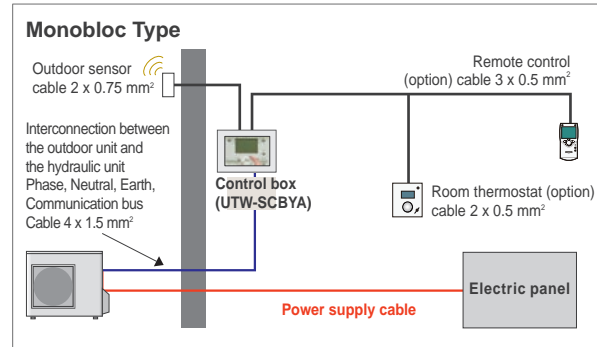
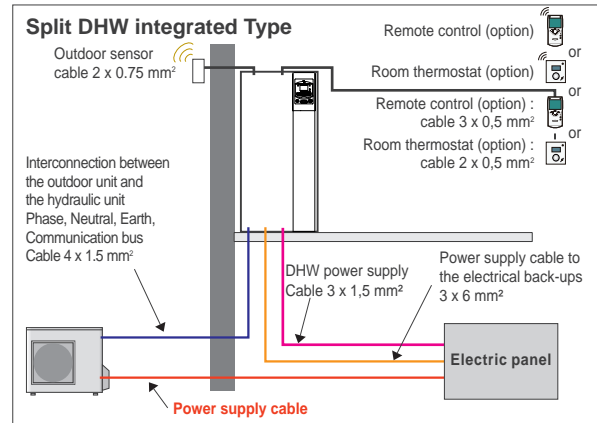
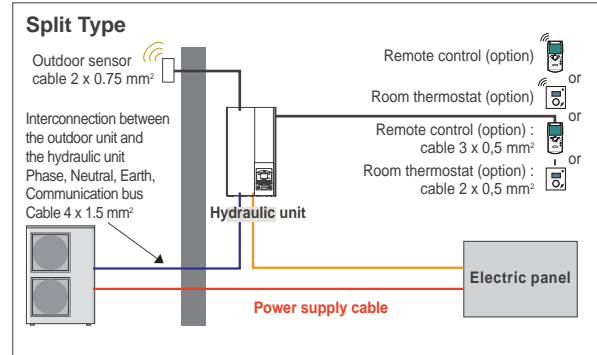
Piping and Wiring

Piping

Split Type

Series	Capacity range(kW)	H (m)	L (m)
Comfort	5	± 15	5-20
	6		
	8		
High power	10		
	11		
	14		
	16		

Electrical wiring

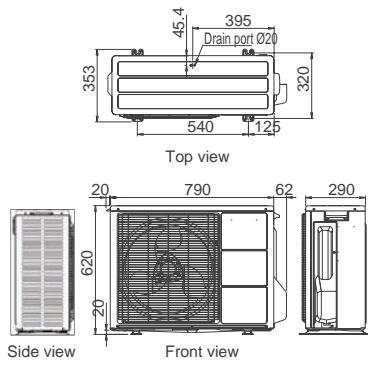


Dimensions

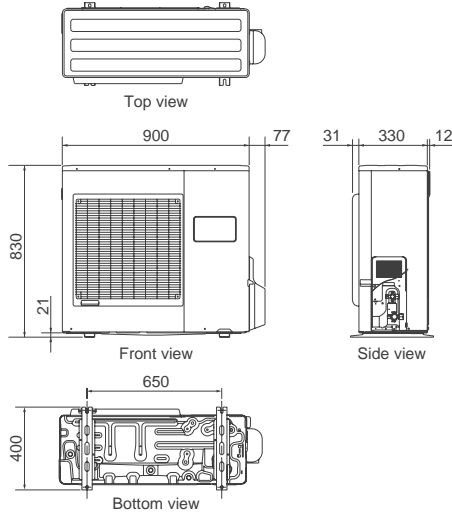
SPLIT TYPE

(Unit : mm)

Outdoor Units Comfort series :
WOYA060LDC / WOYA080LDC

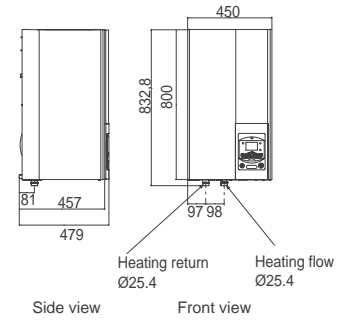


WOYA100LDT

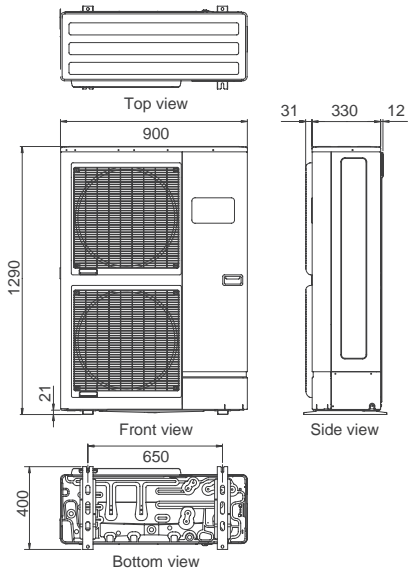


Hydraulic units Split type High Power series :
WSYG140DC6 / WSYK160DC9

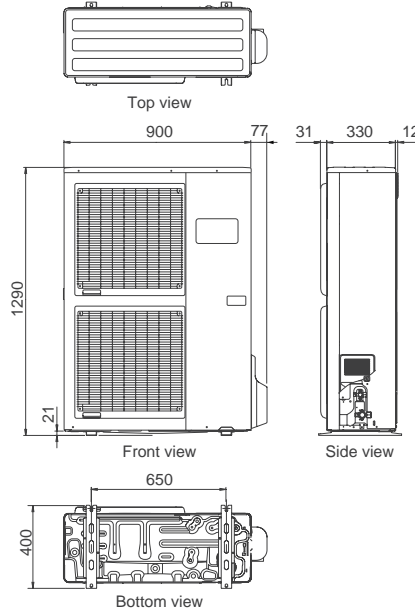
Hydraulic units Split type Comfort series :
WSYA050DD6 / WSYA100DD6



Outdoor Units High Power series :
WOYK112LCT / WOYK140LCT / WOYK160LCT

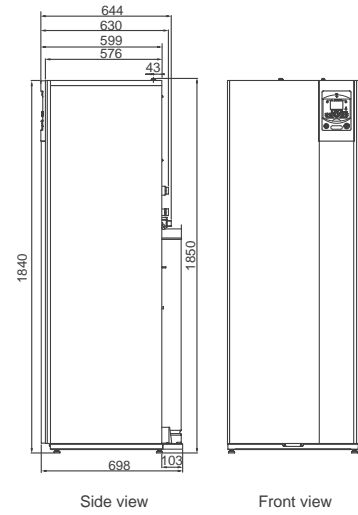


Outdoor Units High Power series :
WOYG112LCT / WOYG140LCT



Hydraulic units Split DHW integrated type High Power series :
WYG140DD6 / WGYK160DD9

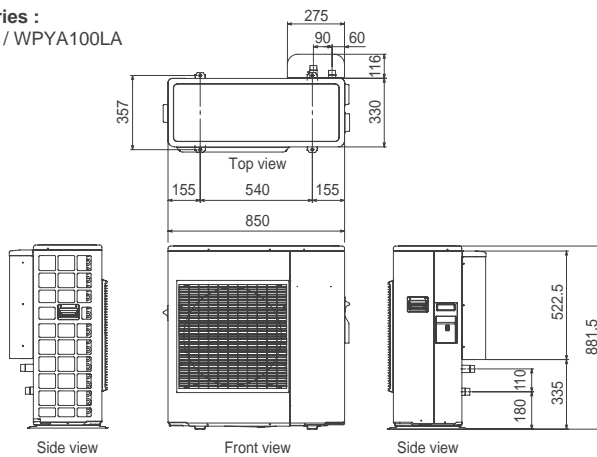
Hydraulic units Split DHW integrated type Comfort series :
WGYA050DD6 / WGYA100DD6



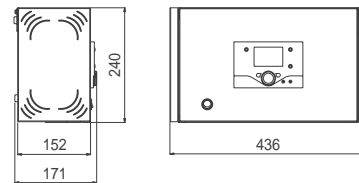
MONOBLOC TYPE

(Unit : mm)

Compact series :
WPYA080LA / WPYA100LA



Control Box :
UTW-SCBYA



Specifications

Split type

Series name			High Power series					Comfort series				
Capacity range (kW)			11	14	11	14	16	5	6	8	10	
+7°C / +35°C floor heating *1	Heating capacity	kW	10.80	13.50	10.80	13.50	15.17	4.50	6.00	7.50	10.00	
	Input power		2.54	3.23	2.51	3.20	3.70	0.996	1.41	1.84	2.49	
	COP		4.25	4.18	4.30	4.22	4.10	4.52	4.27	4.08	4.02	
+2°C / +35°C floor heating *1	Heating capacity	kW	10.77	12.00	10.77	13.00	13.50	4.50	4.95	5.65	7.70	
	Input power		3.44	3.87	3.40	4.15	4.34	1.39	1.53	1.78	2.47	
	COP		3.13	3.10	3.17	3.13	3.11	3.24	3.24	3.17	3.12	
-7°C / +35°C floor heating *1	Heating capacity	kW	10.80	12.00	10.80	13.00	13.50	4.10	4.60	5.70	7.40	
	Input power		4.32	5.08	4.28	5.18	5.40	1.47	1.74	2.23	2.97	
	COP		2.50	2.36	2.52	2.51	2.50	2.79	2.64	2.56	2.49	
+7°C / +45°C radiators *1	Heating capacity	kW	9.23	11.54	10.10	12.60	13.00	4.50	5.10	6.20	8.27	
	Input power		2.84	3.72	3.01	3.81	4.00	1.30	1.50	1.87	2.53	
	COP		3.25	3.10	3.35	3.30	3.25	3.46	3.40	3.31	3.27	
-7°C / +45°C radiators *1	Heating capacity	kW	9.16	11.45	10.02	12.50	13.00	4.10	4.45	5.05	7.40	
	Input power		4.58	5.92	4.63	6.00	6.37	1.86	2.04	2.47	3.70	
	COP		2.00	1.93	2.16	2.08	2.04	2.20	2.18	2.04	2.00	
Backup heater	Capacity	kWxpcs.	6.0(3.0x2 pcs.)	6.0(3.0x2 pcs.)	9.0(3.0 x 3 pcs.)	9.0(3.0 x 3 pcs.)	9.0(3.0 x 3 pcs.)	6.0(3.0x2 pcs.)	6.0(3.0x2 pcs.)	6.0(3.0x2 pcs.)	6.0(3.0x2 pcs.)	
Hydraulic unit Model name			WSYG140DC6			WSYK160DC9			WSYA050DD6		WSYA100DD6	
Power source			1Ø 230V, 50Hz			3Ø 400V, 50Hz			1Ø 230V, 50Hz			
Water circulation	Rated	L/min	31.2	39.0	31.2	39.0	43.8	13.00	17.33	21.66	28.88	
	Min / Max		25.0 / 50.0					8.1/16.2	10.8/21.7	13.5/27.1	18.1/36.1	
Dimensions HxWxD			800 x 450 x 457					800 x 450 x 457				
Weight (Net)			42					42				
Buffer tank capacity			16					16				
Expansion vessel capacity			8					8				
Leaving water temperature range			8-60					8-55				
Water pipe connection diameter			Ø25.4 / Ø25.4					Ø25.4 / Ø25.4				
Outdoor unit Model name			WOYG112LCT	WOYG140LCT	WOYK112LCT	WOYK140LCT	WOYK160LCT	WOYA060LDC		WOYA080LDC	WOYA100LDT	
Power source			1Ø 230V, 50Hz			3Ø 400V, 50Hz			1Ø 230V, 50Hz			
Current	Rated	A	11.4	14.2	3.7	4.8	5.5	4.5	6.3	8.1	10.9	
	Max		22.0	25.0	8.5	9.5	10.5	11.0	12.5	17.5	18.5	
Noise level (Sound pressure)			55 ^{'2}	56 ^{'2}	53 ^{'2}	55 ^{'2}	56 ^{'2}	48 ^{'2}	51 ^{'2}	56 ^{'2}	55 ^{'2}	
Dimensions HxWxD			1290 x 900 x 330					620 x 790 x 290				
Weight (Net)			92		99			41		42		
Refrigerant			R410A					R410A				
Refrigerant amount			2.50					1.10		1.40		1.80
Additional refrigerant charge amount			50					20		20		40
Connection pipe	Diameter	Liquid	Ø9.52					Ø6.35				Ø9.52
		Gas	Ø15.88					Ø12.70		Ø15.88		
	Length	Min / Max	5 / 20					5 / 20				
		Length (chargeless)	Max	15					15			
Height difference	Max	15					15					
	Max	15					15					
Operation range			Heating °C					-25-35				

Monobloc type

Series name			Compact series	
Capacity range (kW)			8	10
+7°C / +35°C floor heating *1	Heating capacity	kW	8.00	10.00
	Input power		1.78	2.30
	COP		4.50	4.35
+2°C / +35°C floor heating *1	Heating capacity	kW	7.40	8.10
	Input power		2.73	3.00
	COP		2.71	2.70
-7°C / +35°C floor heating *1	Heating capacity	kW	7.10	8.00
	Input power		2.93	3.32
	COP		2.42	2.41
+7°C / +45°C radiators *1	Heating capacity	kW	7.80	9.80
	Input power		2.23	2.88
	COP		3.50	3.40
-7°C / +45°C radiators *1	Heating capacity	kW	6.50	7.00
	Input power		2.98	3.31
	COP		2.18	2.11
Monobloc unit Model name			WPYA080LA	
Power source			1Ø 230V, 50Hz	
Water circulation	Rated	L/min	22.9	28.7
	Min / Max		10.0 / 30.0	10.0 / 30.0
Current			8.30	
Noise level (Sound pressure)			51 ^{'2}	
Dimensions HxWxD			881.5 x 850 x 330	
Weight (Net)			82	
Expansion vessel capacity			8	
Water pipe connection diameter			Ø25.4 / Ø25.4	
Refrigerant			R410A	
Refrigerant amount			1.5	
Leaving water temperature range			8-55	
Operation range			Heating °C	

Split DHW integrated type














Series name			High Power series					Comfort series				
Capacity range (kW)			11	14	11	14	16	5	6	8	10	
+7°C / +35°C floor heating *1	Heating capacity	kW	10.80	13.50	10.80	13.50	15.17	4.50	6.00	7.50	10.00	
	Input power		2.54	3.23	2.51	3.20	3.70	0.996	1.41	1.84	2.49	
	COP		4.25	4.18	4.30	4.22	4.10	4.52	4.27	4.08	4.02	
+2°C / +35°C floor heating *1	Heating capacity	kW	10.77	12.00	10.77	13.00	13.50	4.50	4.95	5.65	7.70	
	Input power		3.44	3.87	3.40	4.15	4.34	1.39	1.53	1.78	2.47	
	COP		3.13	3.10	3.17	3.13	3.11	3.24	3.24	3.17	3.12	
-7°C / +35°C floor heating *1	Heating capacity	kW	10.80	12.00	10.80	13.00	13.50	4.10	4.60	5.70	7.40	
	Input power		4.32	5.08	4.28	5.18	5.40	1.47	1.74	2.23	2.97	
	COP		2.50	2.36	2.52	2.51	2.50	2.79	2.64	2.66	2.49	
+7°C / +45°C radiators *1	Heating capacity	kW	9.23	11.54	10.10	12.60	13.00	4.50	5.10	6.20	8.27	
	Input power		2.84	3.72	3.01	3.81	4.00	1.30	1.50	1.87	2.53	
	COP		3.25	3.10	3.35	3.30	3.25	3.46	3.40	3.31	3.27	
-7°C / +45°C radiators *1	Heating capacity	kW	9.16	11.45	10.02	12.50	13.00	4.10	4.45	5.05	7.40	
	Input power		4.58	5.92	4.63	6.00	6.37	1.86	2.04	2.47	3.70	
	COP		2.00	1.93	2.16	2.08	2.04	2.20	2.18	2.04	2.00	
Backup heater	Capacity	kW×pcs.	6.0(3.0×2 pcs.)	6.0(3.0×2 pcs.)	9.0(3.0 × 3 pcs.)	9.0(3.0 × 3 pcs.)	9.0(3.0 × 3 pcs.)	6.0(3.0×2 pcs.)	6.0(3.0×2 pcs.)	6.0(3.0×2 pcs.)	6.0(3.0×2 pcs.)	
Hydraulic unit	Model name		WGY140DD6			WGYK160DD9			WGYA050DD6		WGYA100DD6	
Power source			1Ø 230V, 50Hz			3Ø 400V, 50Hz			1Ø 230V, 50Hz			
Water circulation	Rated	L/min	31.2	39.0	31.2	39.0	43.8	13.00	17.33	21.66	28.88	
	Min / Max		25.0 / 50.0					8.1/16.2	10.8/21.7	13.5/27.1	18.1/36.1	
Dimensions H×W×D		mm	1840 × 648 × 698					1840 × 648 × 698				
Weight (Net)		kg	152					152				
DHW capacity		L	190					190				
Hot water heater capacity		kW	1.5					1.5				
Buffer tank capacity		L	16					16				
Expansion vessel capacity		L	12					12				
Leaving water temperature range		°C	8-60					8-55				
Water pipe connection diameter	Flow / Return	mm	Ø25.4 / Ø25.4					Ø25.4 / Ø25.4				
Hot water pipe diameter		mm	(Inlet/Outlet) Ø19.05					(Inlet/Outlet) Ø19.05				
Outdoor unit	Model name		WOYG112LCT	WOYG140LCT	WOYK112LCT	WOYK140LCT	WOYK160LCT	WOYA060LDC	WOYA080LDC	WOYA100LDC	WOYA100LDT	
Power source			1Ø 230V, 50Hz			3Ø 400V, 50Hz			1Ø 230V, 50Hz			
Current	Rated	A	11.4	14.2	3.7	4.8	5.5	4.5	6.3	8.1	10.9	
	Max		22.0	25.0	8.5	9.5	10.5	11.0	12.5	17.5	18.5	
Noise level (Sound pressure)		dB(A)	55 ⁻²	56 ⁻²	53 ⁻²	55 ⁻²	56 ⁻²	48 ⁻²	51 ⁻²	56 ⁻²	55 ⁻²	
Dimensions H×W×D		mm	1290 × 900 × 330					620 × 790 × 290				
Weight (Net)		kg	92		99			41	42		60	
Refrigerant			R410A					R410A				
Refrigerant amount		kg	2.50					1.10	1.40		1.80	
Additional refrigerant charge amount		g/m	50					20	20		40	
Connection pipe	Diameter	Liquid	mm					mm				
		Gas	Ø9.52					Ø6.35				
	Length	Min / Max	m					m				
		Length (chargeless)	Max	15					15			
Height difference	Max	m					m					
Operation range	Heating	°C	-25-35					-20 - 35				


*1. The values of heating capacity/power input/COP are based on measurement of EN14511 standard. Usage environment, such as operation of the heating equipment, room temperature, and controller adjustments, may cause disparities between practically determined values and spec. values and these values.


*2. Sound pressure level measured at distance of 1 m from the device.

FEATURE EXPLANATION






Comfortable function

- 
Human sensor
 Human sensor catches movements of people in a room.
- 
Up / down swing flaps
 The up/down flaps automatically swing up and down.
- 
Double swing automatic
 Complex swing action of flaps enables automatically to swing both horizontal and vertical directions.
- 
Automatic air flow adjustment
 The micro-computer automatically adjusts the air flow effectively to follow the changes of room temperature.
- 
Auto restart
 In the event of a temporary power failure, the air conditioner will automatically restart in the same operating mode as before, once the power supply is restored.
- 
Auto-changeover
 The unit automatically switches between heating and cooling modes based on your temperature setting and the room temperature.
- 
10°C HEAT operation
 The room temperature can be set to go no lower than 10°C, thus ensuring that the room does not get too cold when not occupied.
- 
Connectable distributing duct
- 
Connectable fresh air duct
- 
Fresh air intake
 Fresh air can be taken in by a fan which can be connected using external control unit.
- 
Economy mode
 Limits the maximum operation current, and performs operation with the power consumption suppressed.
- 
Powerful mode
 Operation at maximum air flow and compressor speed, and quickly makes the room comfortable.
- 
Low Noise Mode
 Sound noise level of outdoor unit can be selected.




 **V-PAM control models**

 **i-PAM control models**

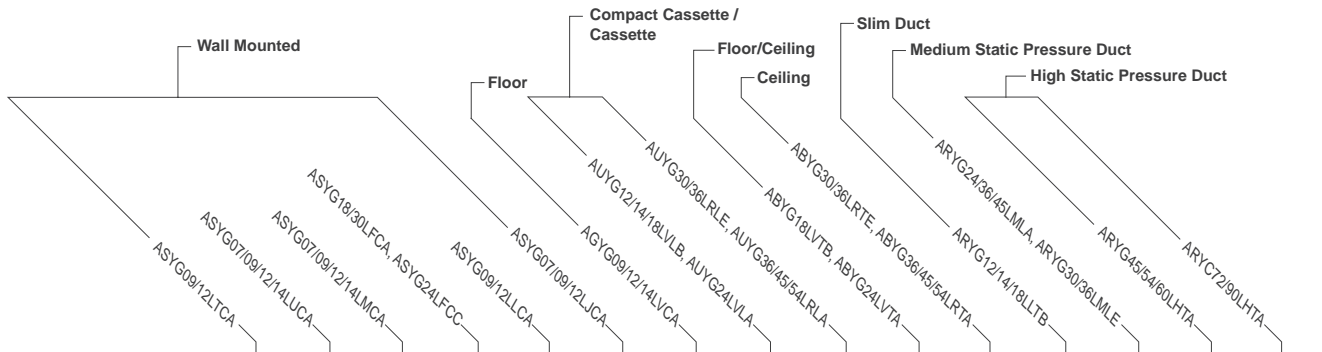
Convenient function

- 
Sleep timer
 The micro-computer gradually changes the room temperature automatically to afford a comfortable night's sleep.
- 
Program timer
 This digital timer allows selection of one of four options: ON, OFF, ON→OFF or OFF→ON.
- 
Weekly timer
 Different on-off times can be set for each day.
- 
Weekly + setback timer
 Weekly + Setback timer can set temperature for two times spans and for each day of the week.
- 
Filter sign
 Indicates the filter cleaning period by lamp.

Clean function

- 
Long-life ion deodorization filter
 The filter deodorizes by powerfully decomposing absorbed odors using the oxidizing and reducing effects of ions generated by ultra-fine-particle ceramic.
- 
Apple-catechin filter
 Fine dust, invisible mold spores, and harmful microorganisms are absorbed into the filter by static electricity, and further growth is inhibited and deactivated by the polyphenol extracted from apples.
- 
Washable panel

Feature summary



	ASYG09/12LTCA	ASYG07/09/12/14LUCA	ASYG18/30LCA	ASYG24LCA	ASYG09/12LLCA	ASYG07/09/12LJCA	ASYG09/12LVCA	AUYG12/14/18LVLB	AUYG24LVLA	AUYG30/36LRLE	AUYG36/45/54RLA	ABYG18LVTB	ABYG24LVTA	ABYG30/36LRTE	ABYG36/45/54LRTA	ARYG24/36/45LMLA	ARYG30/36LMLE	ARYG45/54/60LHTA	ARYC7290LHTA
Comfortable function																			
Human sensor	●																		
Up / down swing flaps	●	●	●		●	●	●	●	●	●	●	●	○						
Double swing automatic				●										●	●				
Automatic air flow adjustment	●	●	●	●	●	●	●	●	●	●	●	●	●	●	●	●	●	●	●
Auto restart	●	●	●	●	●	●	●	●	●	●	●	●	●	●	●	●	●	●	●
Auto-changeover	●	●	●	●	●	●	●	●	●	●	●	●	●	●	●	●	●	●	●
10°C heat operation	●	●	●	●						○	○	○	○	○	○	○	○	○	○
Connectable distributing duct												●					●		
Connectable fresh air duct									○	○	○	○	○	○	○	○	○	○	○
Fresh air intake									○	○	○	○	○	○	○	○	○	○	○
Economy mode	●	●	●	●	●	●	●	●	●	●	●	●	●	●	●	●	●	●	●
Powerful mode	●	●	●		●														
Low Noise mode	●	●	●							○	○	○	○	○	○	○	○	○	○
										(45/54) (36LRLA)	(45/54) (36LRTA)	(45) (36LMLA)							
Convenient function																			
Sleep timer	●	●	●	●	●	●	●	●	○	○	○	○	○	○	○	○	○	○	○
Program timer	●	●	●	●	●	●	●	●	○	○	○	○	○	○	○	○	○	○	○
Weekly timer	●	●																	
Weekly + setback timer	○	○	○	○															
Filter sign	●	●	●	●	●	●	●	●	●	●	●	●	●	●	●	●	●	●	●
Clean function																			
Long-life ion deodorization filter	●	●	●	●															
Apple-catechin filter	●	●	●	●															
Washable panel			●	●	●	●	●												

○: Optional function